



STRATEGIC INCOME FUND

FUND DETAILS

Base Currency: USD
 Inception Date: 02/18/2014
 Total Net Assets: USD 36.6 million
 Morningstar Category: EAA OE USD Corporate Bond
 Minimum Initial Investment:
 Class A: USD 2,500
 Class N: USD 2,500
 Class Z: No minimum

YIELD

Portfolio Yield: 3.47%

The portfolio yield is a hypothetical 30-day annualized yield for the Fund based upon the current market value of the Fund's holdings. Portfolio yield does not take any account fees, expenses of the Fund, or sales charges. The dividend yield of the Fund will be lower than the portfolio yield.

PORTFOLIO CHARACTERISTICS*

Average Effective Duration: 5.6 Years
 Average Life: 9.0 Years
 Number of Issues: 543
 Dividend Frequency: Monthly

*The Fund's portfolio is actively managed and is subject to change.

LORD ABBETT U.S. MUTUAL FUND FAMILY AWARD



Please refer to page 3 for important information on Lord Abbett U.S. Mutual Fund Family Awards.

INVESTMENT-LED. INVESTOR-FOCUSED.

Lord, Abbett & Co. LLC ("Lord Abbett"), the Investment Manager, is an independent, privately held firm that has maintained a singular focus on the management of money since 1929. As an investment-led, investor-focused firm, Lord Abbett's approach is characterized by active management, rigorous research, comprehensive risk management, and client service that exceeds expectations. Lord Abbett manages approximately USD 135.9 billion in assets[†] across a full range of commingled funds, institutional, and separately managed accounts; this includes approximately USD 1.9 billion in corporate assets (as of 09/30/2016).

[†]Includes USD 1.2 billion for which Lord Abbett provides investment models to managed account sponsors.

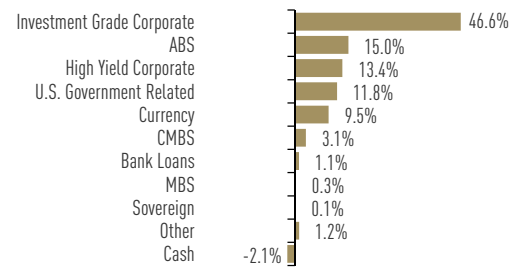
INVESTMENT OBJECTIVE

The Fund seeks to deliver a high level of current income by investing primarily in a wide range of investment grade fixed income securities.

PORTFOLIO POSITIONING (AS OF 09/30/2016)

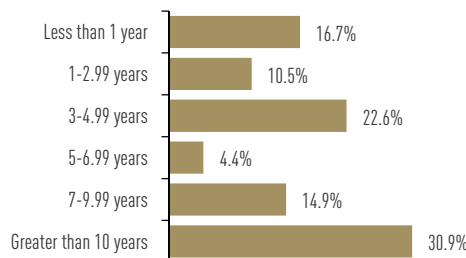
- The portfolio maintained its diversified exposure to various credit-sensitive sectors of the market during the quarter, while holding modest allocations to U.S. Treasury and agency securities for liquidity-management purposes.
- Although we broadly maintained the portfolio's up-in-quality bias, we emphasized risk sectors early in the quarter, as spreads widened following the United Kingdom's vote to leave the European Union. In the second half of the quarter, we modestly lowered the portfolio's aggregate risk exposure as spreads tightened, valuations became realized, and the potential for event-risk to cause near-term volatility increased.
- As risk assets rallied in July and August, we reduced the portfolio's allocation to credit-sensitive sectors, particularly high yield and investment grade corporates, realizing profits. High yield corporates benefited from a continued search for yield and stabilizing energy prices. Within investment grade corporates, we tactically reduced the portfolio's overweight to 'BBB' rated corporate debt; however, we still view this portion of the corporate sector positively, as these companies are less likely to increase leverage to fund mergers and acquisitions or share buybacks.
- Broadly speaking, we believe that the U.S. economy will continue to grow at a steady, albeit subpar, pace. This view, coupled with valuations, means that we are constructive on domestically focused asset classes. The portfolio's exposure to asset-backed securities (ABS) generated strong risk-adjusted returns, while providing additional liquidity to the portfolio. During the quarter, we expanded the portfolio's overweight within the sector, owing to the attractiveness of spreads in lower-rated, investment-grade tranches. Later in the quarter, we tactically rotated into higher-quality issues, due to their more liquid nature. The ABS sector continues to present unique opportunities to find pockets of relative value and attractive risk-adjusted spread.

PORTFOLIO BREAKDOWN

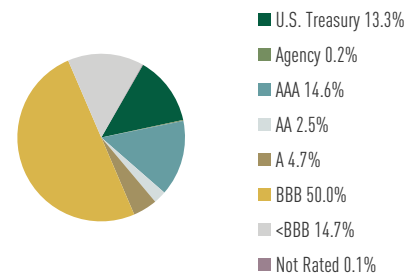


Allocations are reported as of the date a security transaction is initiated; however, certain transactions may not settle until several days later. Accordingly, cash may appear as a negative allocation as a result of forward-settling instruments such as currency forwards, certain mortgage-backed securities, and U.S. treasury futures. "Other" may include municipal bonds and non-index holdings.

MATURITY BREAKDOWN



CREDIT QUALITY DISTRIBUTION¹



¹Ratings (other than U.S. Treasury securities or securities issued or backed by U.S. agencies) provided by Standard & Poor's, Moody's, and Fitch. When the rating agencies rate a security differently, Lord Abbett uses the median, but if there are only two ratings, the lower is used. Ratings range from AAA (highest) to D (lowest). Bonds rated BBB or above are considered investment grade. Credit ratings BB and below are lower-rated securities (junk bonds). High-yielding, non-investment-grade bonds (junk bonds) involve higher risks than investment-grade bonds. Adverse conditions may affect the issuer's ability to pay interest and principal on these securities. A portion of the portfolio's securities are not rated. Breakdown is not an S&P credit rating or an opinion of S&P as to the creditworthiness of such portfolio. Ratings may be subject to change.

The Fund's portfolio is actively managed and is subject to change.

Important disclosure located on the following pages.

INVESTMENT TEAM LEADERS

Andrew H. O'Brien, CFA, Partner & Portfolio Manager
18 Years Industry Experience

Kewjin Yuoh, Partner & Portfolio Manager
22 Years Industry Experience

Steven F. Rocco, CFA, Partner & Portfolio Manager
15 Years Industry Experience

Leah G. Traub, Ph.D., Partner & Director
15 Years Industry Experience

Robert A. Lee, Partner & Chief Investment Officer
25 Years Industry Experience

SUPPORTED BY:

52 Investment Professionals
13 Years Average Industry Experience

**TEN LARGEST HOLDINGS
(AS OF 08/31/2016)**

U.S. Treasury Note/Bond	7.8%
AT&T, Inc.	1.5%
U.S. Treasury Note/Bond	1.3%
Verizon Communications, Inc.	1.2%
Kinder Morgan, Inc.	0.9%
Sovereign Bank	0.9%
Time Warner, Inc.	0.8%
General Motors Co.	0.8%
Actavis Funding SCS	0.8%
Ford Motor Co.	0.8%

Holdings are for informational purposes only and are not a recommendation to buy, sell, or hold any security.

GLOSSARY OF TERMS

Effective Duration is the change in the value of a fixed income security that will result from a 1% change in interest rates, taking into account anticipated cash flow fluctuations from mortgage prepayments, puts, adjustable coupons, and potential call dates. Duration is expressed as a number of years, and generally, the larger a duration, the greater the interest-rate risk or reward for a portfolio's underlying bond prices. Where applicable, certain investments, such as common or preferred stock, convertible bonds and convertible preferred stock, ETFs, ADRs, and CPI swaps and related futures, are excluded from these calculations. **Average Life** measures how long it will take, on average, to receive the repayment of the principal amount on a debt security. Average life is often used in connection with mortgage-backed securities as a measurement of the length of time, on average, before the underlying mortgages are paid, refinanced, or otherwise retired. Please refer to page 4 for index definitions.

PERFORMANCE (%) AS OF 09/30/2016 (without sales charge)

	1 MONTH	3 MONTHS	YTD	1 YEAR	SINCE INCEPTION (02/18/2014)
Class A (acc) USD	0.00	2.45	9.68	8.26	3.28
Class A (dis) USD	-0.01	2.44	9.78	8.25	3.28
Barclays U.S. Credit Bond Index**	-0.27	1.23	8.86	8.30	5.03

Performance data quoted reflect past performance and are no guarantee of future results. Current performance may be higher or lower than the performance quoted. The net asset value performance above shows the Fund's average annual total returns excluding sales charges. If sales charges had been included, performance would have been lower. The maximum sales charge for Class A shares is up to 5.00%. Returns for other share classes will differ from those shown above. The investment return and principal value of an investment in the Fund will fluctuate so that shares, on any given day or when redeemed, may be worth more or less than their original cost. Returns for periods of less than one year are not annualized.

The Fund is newly-organized and has a limited performance history. The information provided below reflects the historical performance results of the Lord Abbett Corporate Credit Institutional Composite (the "Composite"). Although the Fund is managed by the same investment team and utilizes a similar investment process as the accounts in the Composite, the performance of the Fund may differ significantly from the performance presented below. There may be differences in performance/portfolio composition between the composite and UCITS due to UCITS restrictions.

**HISTORICAL RETURNS: CORPORATE CREDIT INSTITUTIONAL COMPOSITE
AVERAGE ANNUAL TOTAL RETURNS (%) AS OF 09/30/2016**

	YTD	1 YEAR	3 YEARS	5 YEARS	SINCE INCEPTION (01/01/2008)
Corporate Credit Institutional Composite					
Gross of Fees	11.19	10.20	6.29	6.67	7.79
Net of Fees	10.53	9.33	5.46	5.84	7.08
Barclays U.S. Credit Bond Index**	8.86	8.30	5.44	4.83	5.86

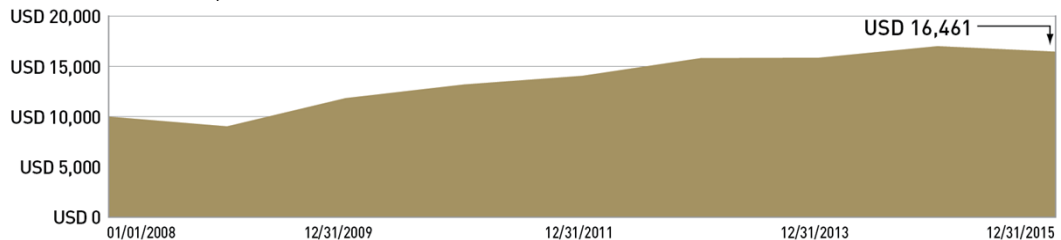
Returns for periods less than one year are not annualized.

CALENDAR YEAR TOTAL RETURNS (%)

	2015	2014	2013	2012	2011	2010	2009	2008
Corporate Credit Institutional Composite								
Gross of Fees	-2.33	8.07	1.07	13.39	7.52	11.86	31.54	-9.37
Net of Fees	-3.09	7.23	0.28	12.52	6.54	11.42	31.03	-9.73
Barclays U.S. Credit Bond Index**	-0.77	7.53	-2.01	9.37	8.35	8.47	16.04	-3.08

**Source: Barclays. Performance data quoted reflect past performance and are no guarantee of future results. The performance information provided above is supplemental to the Corporate Credit Institutional Composite presentation, which is included at the end of this document, and is subject to change. Current performance may be higher or lower than the performance quoted.

GROWTH OF USD 10,000



Based on a hypothetical investment of USD 10,000 on 01/01/2008. The performance results are shown net of advisory fees and reflect the deduction of transaction costs. The performance information provided above is supplemental to the Corporate Credit Institutional Composite presentation, which is included at the end of this document, and is subject to change. Data as of 12/31/2015.

SHARE CLASS INFORMATION

	BLOOMBERG TICKER	CUSIP	ISIN	TOTAL EXPENSE RATIO (%)
Class A (acc) USD	LASIUAA	G5648E521	IE00BFNWZ793	1.50%
Class A (dis) USD	LASIUAD	G5648E539	IE00BFNWZ801	1.50%
Class N (acc) USD	LASIUNA	G5648E620	IE00BFNWZK20	2.10%
Class N (dis) USD	LASIUND	G5648E638	IE00BFNWZL37	2.10%
Class Z (acc) USD	LASIUZA	G5648E646	IE00BFNWZM44	1.10%
Class Z (dis) USD	LASIUZD	G5648E653	IE00BFNWZN50	1.10%

Additional share classes are available upon request. The Total Expense Ratio in the table represents the net expense ratio, which takes into account a management fee waiver whereby Lord Abbett has agreed to waive a portion of its management fee. Lord Abbett may stop the management fee waiver at its discretion. For periods when the waiver is in place, the Fund may benefit by not bearing these expenses. Without such management fee waiver, performance will be lower. Please see the Fund's prospectus for additional information.

Lord Abbett U.S. Mutual Fund Family Awards

Although each UCITS Fund is managed by the same investment team and utilizes a similar investment process as its corresponding U.S. Mutual Fund, the performance of the UCITS Funds may differ significantly from the performance of the U.S. Mutual Funds, and the UCITS Funds may not perform as well relative to their peers.

Barron's/Lipper Annual Ranking: Among 67 fund families. Based on net total return of the one-year period ending 12/31/2015. Barron's Best Mutual Fund Families, February 6, 2016, Lord Abbett Funds ranked 21 out of 67, 1 out of 58, and 1 out of 52 mutual fund families within the taxable bond category for the 1-, 5- and 10- year periods ending 12/31/2015, respectively. Barron's Best Mutual Fund Families, February 7, 2015, #1 in the Taxable Bond Category among 65 fund families. Based on the net total return of the one-year period ending 12/31/2014. Barron's Best Mutual Fund Families, February 8, 2014, #3 in the Taxable Bond Category among 64 fund families. Based on the net total return of the one-year period ending 12/31/2013. Barron's Best Mutual Fund Families, February 11, 2013, #2 in the Taxable Bond Category among 62 fund families. Based on the net total return of the one-year period ending 12/31/2012. Barron's Best Mutual Fund Families, February 6, 2012, #4 in the Taxable Bond Category among 58 fund families. Based on the net total return of the one-year period ending 12/31/2011. Performance of the Lord Abbett U.S. mutual funds represented by the Barron's/Lipper Annual Ranking may have been negative during other time periods not shown.

Barron's Best Mutual Fund Families rankings are based on asset weighted returns in funds in five categories: U.S. equity, world equity, mixed asset, taxable bond, and tax-exempt. Rankings also take into account an individual fund's performance within its Lipper peer group. Lipper calculated each fund's net total return for the year ended December 31, 2015, minus the effects of 12b-1 fees and sales charges. Each fund in the survey was given a percentile ranking with 100 the highest and 1 the lowest in its category. That ranking measured how a fund compared with its peer "universe," as tracked by Lipper, not just the funds in the survey. Individual fund scores were then multiplied by the 2015 weighting of their general classification as determined by the entire Lipper universe of funds. The process is repeated for the five- and ten-year rankings as well. Those fund scores were then totaled, creating an overall score and ranking for each fund family in each category.

© Reuters 2016. All Rights Reserved. Lipper Analytical Services, Inc. is an independent mutual fund research and rating service. Although Lipper makes reasonable efforts to ensure the accuracy and reliability of the data contained herein, the accuracy is not guaranteed by Lipper.

Important Information for Investors

The Lord Abbett Strategic Income Fund is a sub-fund of Lord Abbett Passport Portfolios plc, an open-ended investment company with variable capital constituted as an umbrella fund with segregated liability between its sub-funds under the laws of Ireland (registered number 534227), and is authorized and regulated by the Central Bank of Ireland as an Undertaking for Collective Investments in Transferable Securities ("UCITS"). Authorization of the Lord Abbett Passport Portfolios plc by the Central Bank of Ireland is not an endorsement or guarantee nor is the Central Bank of Ireland responsible for the contents of any marketing material or the Fund's prospectus. Authorization by the Central Bank of Ireland shall not constitute a warranty as to the performance of the Lord Abbett Passport Portfolios plc and the Central Bank of Ireland shall not be liable for the performance of the Lord Abbett Passport Portfolios plc.

Shares of the Funds are only available for certain non-U.S. persons in select transactions outside the United States, or, in limited circumstances, otherwise in transactions which are exempt in reliance on Regulation S from the registration requirements of the United States Securities Act of 1933, as amended and such other laws as may be applicable. This document does not constitute an offer to subscribe for shares in the Fund. The Funds are registered for public offer and sale only in the Republic of Ireland and have been passported for public offer and sale in Austria, Denmark, Finland, France, Germany, Luxembourg, the Netherlands, Norway, Spain, Sweden and the United Kingdom. In addition, the Funds have been passported in Italy for offer and sale only to professional investors. Fund shares may be otherwise sold on a private placement basis depending on the jurisdiction. This document should not be used or distributed in any jurisdiction, other than those listed above, where registration for distribution is required. Lord Abbett Distributor LLC ("LAD") is authorized by the Fund to facilitate the distribution of shares in certain jurisdictions through dealers, referral agents, sub-distributors and other financial intermediaries. Any entity forwarding this material, which is produced by LAD in the United States, to other parties takes full responsibility for ensuring compliance with applicable securities laws in connection with its distribution.

A Note about Risk: The Fund is subject to the general risks and considerations associated with investing in debt securities. The value of an investment will change as interest rates fluctuate and in response to market movements. When interest rates fall, the prices of debt securities tend to rise, and when interest rates rise, the prices of debt securities are likely to decline. Debt securities are subject to credit risk, which is the risk that the issuer will fail to make timely payments of interest and principal to the Fund. The Fund may invest in lower-rated debt securities, sometimes called junk bonds and may involve greater risks than higher rated debt securities. These securities carry increased risks of price volatility, illiquidity, and the possibility of default in the timely payment of interest and principal. Non-U.S. investments in which the Fund may invest present increased market, liquidity, currency, political, information, and other risks. These factors can affect Fund performance. As it is a newly organized fund, the Fund's performance at this time is very limited. The Fund's performance achieved during its initial period of investment operation may not be replicated over longer periods and may not be indicative of how the Fund will perform in the future.

Note to Singapore Investors: Lord Abbett Passport Portfolios plc (the "Company") and the offer of shares of each Sub-Fund of the Company do not relate to a collective investment scheme which is authorized under Section 286 of the Securities and Futures Act, Ch. 289 of Singapore ("SFA") or recognized under Section 287 of the SFA, and shares in each Sub-Fund of the Company are not allowed to be offered to the retail public. Pursuant to Section 305 of the SFA, read in conjunction with Regulation 32 of and the Sixth Schedule to the Securities and Futures (Offers of Investments) (Collective Investment Schemes) Regulations 2005 (the "Regulations"), the Lord Abbett Strategic Income Fund, the Lord Abbett High Yield Fund, the Lord Abbett Short Duration Income Fund, the Lord Abbett Total Return Fund, the Lord Abbett Emerging Markets Corporate Debt Fund and the Lord Abbett Multi-Sector Income Fund have been entered into the list of restricted schemes maintained by the Monetary Authority of Singapore for the purposes of the offer of shares in such Sub-Funds made or intended to be made to relevant persons (as defined in section 305(5) of the SFA), or, the offer of shares in such Sub-Funds made or intended to be made in accordance with the conditions of section 305(2) of the SFA. These materials do not constitute an offer or solicitation by anyone in Singapore or any jurisdiction in which such an offer or solicitation is not authorized or to any person to whom it is unlawful to make such an offer or solicitation.

Note to Australia Investors: Lord Abbett Passport Portfolios plc has not been authorized for offer and sale to the retail public by Australian Securities Investment Commission ("ASIC") and is only offered to "wholesale" investors (i.e., institutional investors) in Australia.

This material is for informational purposes only and is not intended to be investment advice. Lord Abbett believes that the information contained herein is based on underlying sources and data that is reliable but makes no guarantee as to its adequacy, accuracy, timeliness or completeness. Opinions contained herein reflect the judgment of Lord Abbett and are subject to change at any time. Lord Abbett does not undertake any obligation or responsibility to update such opinions.

Investors should carefully consider the investment objectives, risks, charges, and expenses of the Fund. This and other important information is contained in the Fund's prospectus, fund supplements, and KIDs. Read these documents carefully before you invest. To obtain a prospectus, fund supplement, and KIDs for any Lord Abbett fund, contact your investment professional, Lord Abbett Distributor LLC at (888) 522-2388, or visit us at www.passportportfolios.com.

END NOTES TO PERFORMANCE

The Global Investment Performance Standards (GIPS®) compliant performance results shown represent the investment performance record for the Lord, Abbett & Co. LLC (Lord Abbett) **Corporate Credit Institutional Composite**. Prior to January 1, 2014, the composite was named Corporate Bond Fixed Income Institutional Composite. This composite is comprised of all fully discretionary portfolios managed on behalf of institutional investors investing primarily in investment grade debt securities. The portfolios may also invest in lower-rated debt securities, including non-U.S. debt securities denominated in foreign currencies and floating or adjustable rate senior loans, and convertible securities and preferred stocks. Effective July 1, 2014, only accounts with an initial value of \$50 million or more are included in the composite. Other than registered investment companies sponsored by Lord Abbett, accounts opened/funded on or before the 15th of the month will be included in the Composite effective on the first day of the second following month. Accounts opened/funded after the 15th of the month will be included in the Composite effective on the first day of the third following month. Registered investment companies sponsored by Lord Abbett are included in the Composite in the first full month of management. Closed accounts will be removed from the Composite after the last full month in which they were managed in accordance with applicable objectives, guidelines and restrictions. Performance results are expressed in U.S. dollars and reflect reinvestment of any dividends and distributions. The Composite was created in 2008. A complete list of Lord Abbett composites and a description of their investment strategies is available on request. Policies for valuing portfolios, calculating performance, and preparing compliant presentations are available upon request.

For GIPS® purposes, Lord Abbett defines the firm as all assets managed by the firm, including mutual funds (all classes of shares), separate/institutional accounts, individual accounts, and separately managed accounts managed by Lord Abbett. This definition of the firm does not include any hedge fund or separately managed program accounts where Lord Abbett does not have the records so long as it is impossible for Lord Abbett to have the records (within the meaning of relevant GIPS® interpretations). No alteration of the Composite as presented has occurred because of changes in personnel or other reasons at any time. Leverage has not been used in the portfolios included within the Composite. There has been no linkage with simulated or model portfolios.

The number of portfolios and total assets in the Composite, and the percentage of total "firm" assets represented by the Composite at the end of each calendar year for which performance information is provided are as follows:

Calendar Year Ended	2015	2014	2013	2012	2011	2010	2009	2008
# of Portfolios	1	1	1	1	1	1	1	1
Total Assets (\$M)	\$1,857	\$2,108	\$1,746	\$2,173	\$1,319	\$985	\$747	\$484
Percentage of Firm Assets	1.50%	1.55%	1.29%	1.70%	1.20%	0.90%	0.80%	0.70%
Total Firm Assets (\$M)	\$124,007	\$135,945	\$135,786	\$127,753	\$107,449	\$106,528	\$88,895	\$70,347
Dispersion	N/A	N/A	N/A	N/A	N/A	N/A	N/A	N/A
Lord Abbett Corporate Credit Institutional Composite Gross (Annual)	-2.33%	8.07%	1.07%	13.39%	7.52%	11.86%	31.54%	-9.37%
Lord Abbett Corporate Credit Institutional Composite Gross (3 year Annualized Return*)	2.18%	7.39%	7.21%	10.89%	16.53%	10.07%	N/A	N/A
Lord Abbett Corporate Credit Institutional Composite Gross (3 year Annualized Ex-Post Standard Deviation*)	4.10%	4.15%	4.53%	4.00%	6.05%	10.09%	N/A	N/A
Lord Abbett Corporate Credit Institutional Composite Net (Annual)	-3.09%	7.23%	0.28%	12.52%	6.54%	11.42%	31.03%	-9.73%
Lord Abbett Corporate Credit Institutional Composite Net (3 year Annualized Return*)	1.38%	6.55%	6.32%	10.13%	15.87%	9.63%	N/A	N/A
Barclays U.S. Credit Bond Index (Annual)	-0.77%	7.53%	-2.01%	9.37%	8.35%	8.47%	16.04%	-3.08%
Barclays U.S. Credit Bond Index (3 year Annualized Return*)	1.49%	4.84%	5.11%	8.73%	10.90%	6.85%	N/A	N/A
Barclays U.S. Credit Bond Index (3 year Annualized Ex-Post Standard Deviation*)	4.12%	3.99%	4.29%	3.69%	4.72%	8.20%	N/A	N/A

*N/A for periods with less than 3 years of data based on the composite inception date.

Dispersion is represented by the asset-weighted standard deviation, a measure that explains deviations of portfolio rates of return from the asset-weighted composite return. Only portfolios that have been managed within the Composite style for a full year are included in the asset-weighted standard deviation calculation. The measure may not be meaningful (N/A) for composites consisting of five or fewer portfolios or for periods of less than a full year.

The performance of the Composite is shown net and gross of advisory fees, and reflects the deduction of transaction costs. The deduction of advisory fees and expenses (and the compounding effect thereof over time) will reduce the performance results and, correspondingly, the return to an investor. For all periods through December 31, 2010, net performance of the Composite as presented in the table above reflects the deduction of a "model" advisory fee, calculated as the highest advisory fee, borne by any account (without giving effect to any performance fee that may be applicable) in the Composite (an annual rate of 0.40% of assets) and other expenses (including trade execution expenses). For all periods beginning January 1, 2011, the table above includes net performance for the Composite and reflects the deduction of the actual advisory fee borne by each account in the Composite and other trading expenses and performance incentive fees. Portfolio incentive fees are applied on a cash basis in the period in which they are paid. The effect of fees and expenses on performance will vary with the relative size of the fee and account performance. **For example, if \$10 million were invested and experienced a 10% compounded annual return for 10 years, its ending dollar value, without giving effect to the deduction of the advisory fee, would be \$25,937,425. If an advisory fee of 0.30% of average net assets per year for the 10-year period were deducted, the annual total return would be 9.67% and the ending dollar value would be \$25,238,659.** The management fee schedule is as follows: 0.30% on the first \$50 million, 0.23% on the next \$100 million, 0.20% on the next \$100 million and 0.19% on all assets over \$250 million. Certain securities held in portfolios contained in this composite may have valuations determined using both subjective observable and subjective unobservable inputs. The Firm's valuation hierarchy does not materially differ from the hierarchy in the GIPS Valuation Principles. Portfolios in this composite may be managed against an internal index that is constructed utilizing sectors and sub-sectors of publicly available indices. The weights of the sectors and sub-sectors of the internal index may vary over time and differ materially from the sectors and weightings of the benchmark Index.

Lord Abbett claims compliance with the Global Investment Performance Standards (GIPS®) and has prepared and presented this report in compliance with the GIPS standards. Lord, Abbett & Co. LLC has been independently verified for the periods 1993 through 2015. The verification report is available upon request. Verification assesses whether (1) the firm has complied with all the composite construction requirements of the GIPS standards on a firm-wide basis and (2) the firm's policies and procedures are designed to calculate and present performance in compliance with the GIPS standards. Verification does not ensure the accuracy of any specific composite presentation.

The Barclays U.S. Credit Bond Index is the U.S. Credit component of the U.S. Government/Credit index. The index includes publicly issued U.S. corporate and specified foreign debentures and secured notes that meet the specified maturity, liquidity, and quality requirements. To qualify, bonds must be SEC-registered. The index includes both corporate and non-corporate sectors. The corporate sectors are Industrial, Utility, and Finance, which include both U.S. and non-U.S. corporations. The non-corporate sectors are Sovereign, Supranational, Foreign Agency, and Foreign Local Government. All returns are market value-weighted inclusive of accrued interest. Effective January 2014, the benchmark for the composite was changed from the Barclays Baa Corporate Bond Index to the Barclays U.S. Credit Bond Index, which is more representative of the Composite's investment strategy and provides a more reasonable correlation to the strategy's performance and portfolio characteristics. Note that accounts included in the composite may invest significantly in securities not required to be registered under the Securities Act of 1933 pursuant to Rule 144A thereunder and without registration rights, although the Barclays U.S. Credit Bond Index excludes such securities. In addition, accounts included in the composite may invest significantly in below investment grade securities, structured products, currencies, convertible securities and preferred stocks, although the benchmark excludes these investments. The benchmarks have not been examined by Deloitte & Touche LLP.

Past performance is not a reliable indicator or a guarantee of future results. Differences in account size, timing of transactions, and market conditions prevailing at the time of investment may lead to different results among accounts. Differences in the methodology used to calculate performance also might lead to different performance results than those shown. Composite performance is compared to that of an unmanaged index, which does not incur management fees, transaction costs, or other expenses associated with a managed account.

Lord Abbett Distributor LLC
90 Hudson Street | Jersey City, NJ 07302-3973

Copyright 2016 by Lord Abbett Distributor LLC
All rights reserved.