

BlueBay Investment Grade Libor Fund I - USD (AIDiv) Share Class

March 2017

Investment Objective

The Fund aims to make a return for you through a mixture of generating income and growing the amount you originally invested. It mainly invests in bonds that pay a fixed interest.

Investment Policy

The Fund targets better returns than its benchmark, the Merrill Lynch Euro Currency Libor 3-Month Constant Maturity Index. The Fund may invest substantially away from this index if justified by market conditions. At least half of the Fund's investments will be in fixed income bonds rated investment grade and issued by governments, banks and corporates based in European countries with a sovereign investment grade rating. At least two-thirds of the Fund's investments will be denominated in currencies of European Union countries. Up to one-third of the Fund's assets may be denominated in currencies of non-European countries whose sovereign long term debt rating is investment grade. Up to 15% of the Fund's assets may be invested in fixed income bonds rated below investment grade. The Fund may use derivatives (such as futures, options and swaps, which are linked to the rise and fall of other assets) to achieve the investment objective and to reduce risk or manage the Fund more efficiently.

Monthly And Annual Performance (USD) Net of Fees

	1M	3M	YTD	1YR	3YR*	SI*
BlueBay Investment Grade Libor Fund I - USD (AIDiv)	0.27%	0.76%	0.76%	2.04%	0.02%	0.21%
The BofA Merrill Lynch Euro Currency 3-Month Deposit Offered Rate Constant Maturity Index**	0.12%	0.24%	0.24%	1.25%	0.77%	0.75%
Difference between the Fund and Index	0.15%	0.52%	0.52%	0.79%	-0.75%	-0.54%

Where the Share Class currency is different to that of the Benchmark currency, the Benchmark returns have been hedged into the corresponding Share Class currency.

Rolling Annual Performance (USD) Net Of Fees Up to 5 Years ending 31 March 2017

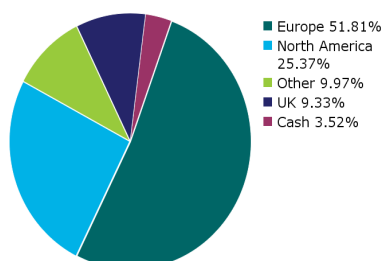
From To	31-03-14 31-03-15	31-03-15 31-03-16	31-03-16 31-03-17
BlueBay Investment Grade Libor Fund I - USD (AIDiv)	0.19%	-2.13%	2.04%
The BofA Merrill Lynch Euro Currency 3-Month Deposit Offered Rate Constant Maturity Index**	0.39%	0.67%	1.25%

Past performance will not necessarily be repeated and is not indicative of future results. Net performance figures reflect the reinvestment of all dividends and earnings, and the deduction of investment management and performance fees. In addition, the typical fees and expenses charged to a fund will offset the funds trading profits. The specific fee structure for BlueBay Funds - BlueBay Investment Grade Libor Fund I - USD (AIDiv) is detailed in the Key Investor Information document or the Fund's prospectus.

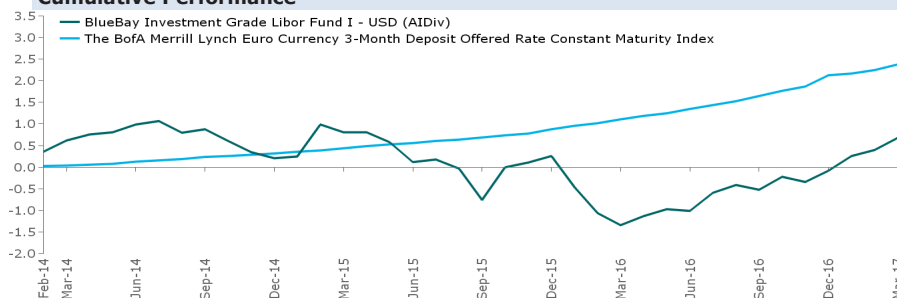
Top 5 Holdings (yrs)

BAC 0% 02/22	0.13
SRGIM 3 ^{3/8} % 01/21	0.11
VW 0 ^{1/2} % 03/21	0.10
TDFINF 0 ^{7/8} % 10/22	0.10
FREGR 0 ^{7/8} % 01/22	0.10

Regional Breakdown (% NAV)

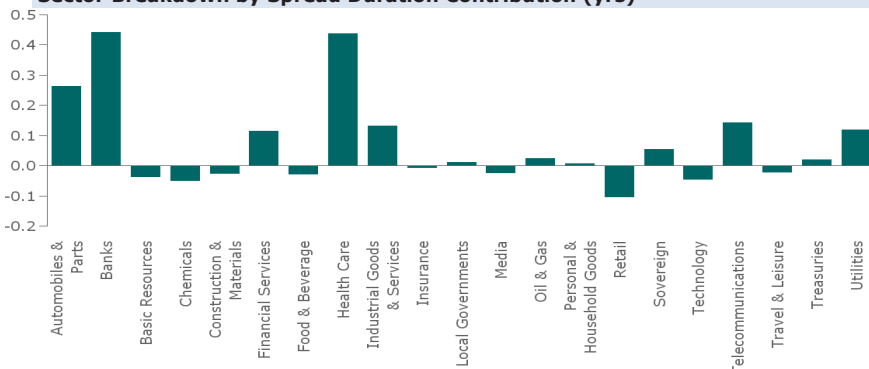


Cumulative Performance*



Past performance will not necessarily be repeated and is not indicative of future results. Net performance figures reflect the reinvestment of all dividends and earnings, and the deduction of investment management and performance fees. In addition, the typical fees and expenses charged to a fund will offset the funds trading profits. The specific fee structure for BlueBay Funds - BlueBay Investment Grade Libor Fund I - USD (AIDiv) is detailed in the Key Investor Information document or the Fund's prospectus.

Sector Breakdown by Spread Duration Contribution (yrs)



Team Info

Fund Managers	Raphael Robelin	Geraud Charpin	Mark Dowding	Vinit Patel
Joined BlueBay	August 2003	August 2008	August 2010	June 2011
Investment Industry Experience	20 years	22 years	23 years	11 years

Size of Team	27 investment professionals
Average Investment Industry Experience	16 years

Key Facts

Total Fund Size	EUR 570m
Fund Launch Date	17 April 2008
I - USD (AIDiv) Inception Date	06 February 2014
Benchmark	The BofA Merrill Lynch Euro Currency 3-Month Deposit Offered Rate Constant Maturity Index**
Fund Type	UCITS
Domicile	Luxembourg
Investment Manager	BlueBay Asset Management LLP

Risk Considerations

- When investing in investment grade debt instruments there may be cases where an organisation with which we trade assets or derivatives (usually a financial institution such as a bank) may be unable to fulfil its obligations, which means you may lose some or all of your original investment
- BlueBay could suffer from a failure of its processes, systems and controls – or from such a failure at an organisation on which we rely in order to deliver our services – which could lead to losses for the Fund
- At times, the market for investment grade bonds may dry up, which could make it difficult to sell these bonds, or the Fund may only be able to sell them at a discount
- Where a subscription involves a foreign exchange transaction, changes in rates of exchange may have an adverse effect on the value of investments

I - USD (AIDiv) Share Class Charges

Initial Charge	5%
Annual Management Fee	0.50%
Performance Fee	N/A
Minimum Initial Investment	USD 500,000
Minimum Subsequent Investment	USD 25,000
TER	0.57%
Fund Codes:	
ISIN	LU0375178448
Bloomberg	BBIGIUS LX
WKN	A0Q52P
Valoren	4356035
Lipper	68248046

Contact Information

Marketing & Client Relations Department

tel: +44(0)20 7389 3775
fax: +44(0)20 7389 3498
marketing@bluebay.com

www.bluebay.com

- * Since Inception
- ** The benchmark is hedged into the Share Class currency where relevant
- ▼ Performance shown for 1yr periods onwards are annualised figures

This document is issued and published in the United Kingdom (UK) by BlueBay Asset Management LLP ("BlueBay"), which is authorised and regulated by the UK Financial Conduct Authority (FCA), registered with the US Securities and Exchange Commission, the Commodities Futures Trading Commission and is a member of the National Futures Association. All data has been sourced by BlueBay. This document has been prepared in accordance with the requirements for UK retail clients. Where applicable the person who provided you with this document is responsible for determining the suitability of the relevant BlueBay fund for you and, outside of the UK, is responsible for the provision of any additional information necessary to comply with applicable local legalization or regulation. In Switzerland, the Representative and Paying Agent is BNP Paribas Securities Services, Paris, succursale de Zurich, Selnastrasse 16, 8002 Zurich, Switzerland. The Prospectus, the Key Investor Information Documents (KIIDs), the Articles of Incorporation as well as the Annual and Semi-Annual Reports may be obtained free of charge from the Representative in Switzerland. In Germany BlueBay is operating under a branch passport pursuant to the Alternative Investment Fund Managers Directive (Directive 2011/61/EU). In Canada, the Offering Materials may only be provided to Canadian permitted clients, and not to any other category of Canadian investor. This document is not available for distribution in any jurisdiction where such distribution would be prohibited and is not aimed at such persons in those jurisdictions.

This document has been prepared solely for informational purposes and does not constitute an offer or recommendation to buy or sell any security or investment product or adopt any specific investment strategy in any jurisdiction. No BlueBay fund will be offered, except pursuant and subject to the offering memorandum and subscription materials for such fund (the "Offering Materials"). This document is for general information only and is not a complete description of an investment in any BlueBay fund. If there is an inconsistency between this document and the Offering Materials for the BlueBay fund, the provisions in the Offering Materials shall prevail. You should read the Key Investor Information Document or prospectus carefully before investing in any BlueBay fund. Recipients are strongly advised to make an independent review with their own advisors and reach their own conclusions regarding the investment merits and risks, legal, credit, tax and accounting aspects of all transactions.

The investments discussed may fluctuate in value and investors may not get back the amount invested. Past performance will not necessarily be repeated and is not indicative of future results. Where a subscription involves a foreign exchange transaction, changes in rates of exchange may have an adverse effect on the value of investments. Any indices shown are presented for comparison purposes only. Indices are not managed and you may not be able to invest directly in an index. Net performance figures reflect the reinvestment of all dividends and earnings, and the deduction of fees and expenses. A description of the specific fee structure is contained in the Key Investor Information Document or the fund's prospectus. The Annualised Tracking Error is calculated using weekly returns since inception before all fees and expenses, relative to the return of the benchmark. All Relative returns are presented based on the arithmetic difference between the return of the fund and that of the benchmark. Detail shown may not sum to totals due to rounding. Standard Deviation is an annualised figure based on the annualised weekly gross returns of the fund since inception. Except as otherwise indicated herein, the views and opinions herein are those of BlueBay, are based on matters as they exist as of the date of preparation, and will not be updated or revised to reflect information that subsequently becomes available or events after the date hereof.

This marketing document has been issued and approved by BlueBay, 77 Grosvenor Street, London, W1K 3JR. BlueBay is a wholly-owned subsidiary of Royal Bank of Canada. No part of this document may be reproduced in any manner without the prior written permission of BlueBay. Copyright 2017 © BlueBay Asset Management LLP.

Published April 2017