

Lazard

Emerging Markets Equity Fund

February
2020
Fact Sheet

B Acc USD Share Class

A sub-fund of Lazard Global Active Funds PLC, a Dublin-based OEIC

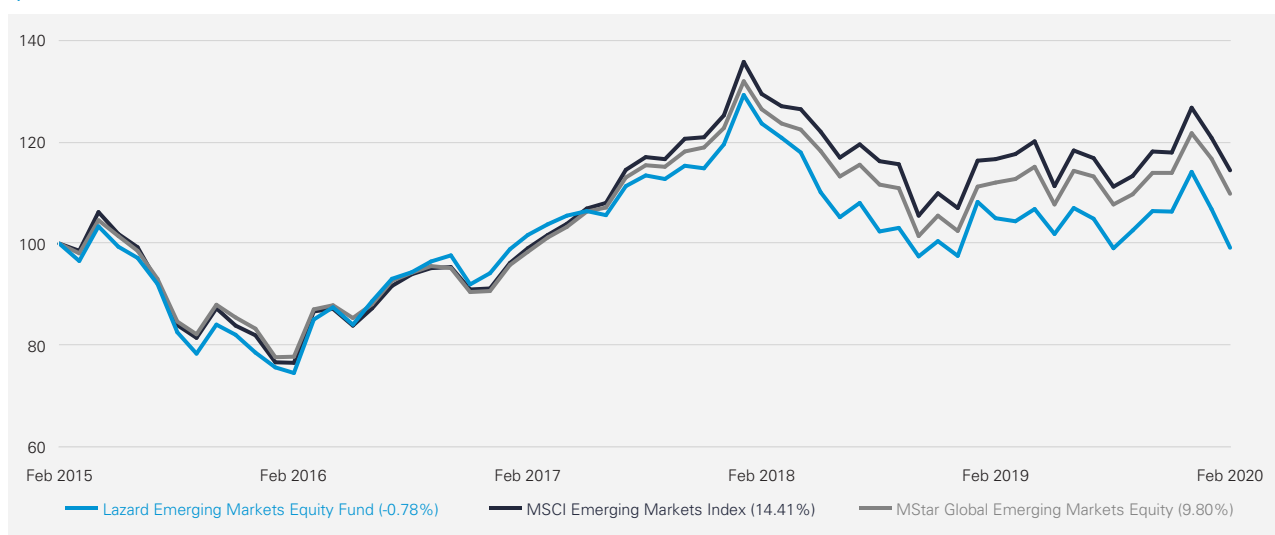
Performance Data

(Annualised Return* in USD % p.a.)

	Periods ended 29 February 2020							12 Months ended 31 December				
	1M	3M	YTD	1Y	3Y	5Y	S.I.	2019	2018	2017	2016	2015
Lazard Emerging Markets Equity Fund	-7.1	-6.6	-13.0	-5.5	-0.8	-0.2	-2.6	16.9	-18.3	26.8	19.8	-20.5
Quartile	4	4	4	4	4	4	4	3	4	2	1	4
MStar Global Emerging Markets Equity	-5.9	-3.7	-9.8	-1.9	3.7	1.8	0.3	18.9	-16.5	35.2	9.1	-14.4
MSCI Emerging Markets Index	-5.3	-3.0	-9.7	-1.9	4.9	2.7	0.9	18.4	-14.6	37.3	11.2	-14.9

Source: Morningstar, NAV to NAV Price, Net Income Reinvested, Net of Fees. Past performance is not a reliable indicator of future results. *Performance data for periods less than 1 year is illustrated on a cumulative growth basis. UK investors may be liable to taxation on the income from the fund, depending upon their personal circumstances. The effect of taxation would have been to reduce the returns stated. S.I. - since inception 20/08/2014.

\$100 Invested Over Five Years



Source: Morningstar, Cumulative Growth, NAV to NAV Price, Net of fees, Net Income Reinvested to 29 February 2020 in USD.

Fund Information

Fund Objective† To achieve long-term capital appreciation through investment in a diversified portfolio of global equities with an emerging markets bias quoted or traded on the Regulated Markets for the Fund as set out in Appendix I, and in accordance with the restrictions set out in Appendix III to the Prospectus.

Benchmark MSCI Emerging Markets Index
Fund Managers James Donald + Team
Fund Launch Date 23/03/2007
Share Class Launch Date 20/08/2014
Fund Size \$920.43m
Base Fund Currency USD

Share Class

NAV \$0.86

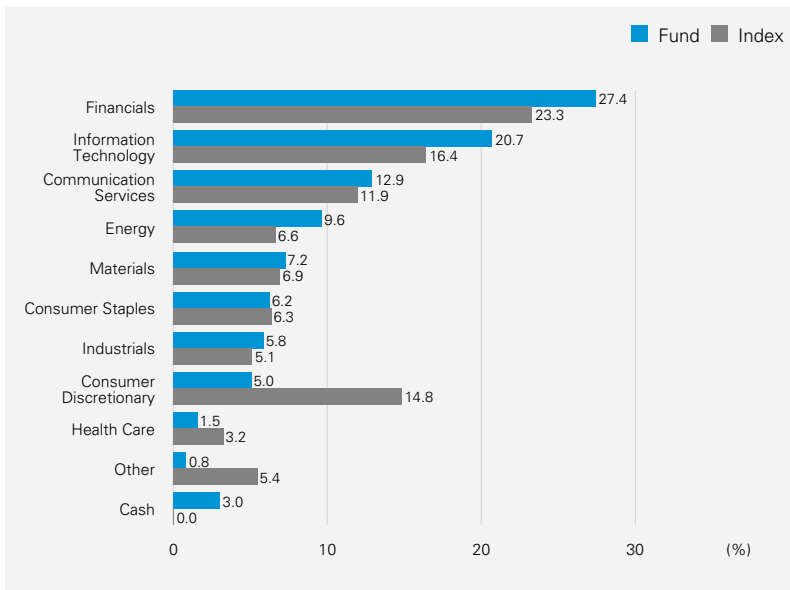
Annual Management Charge 1.50%

Identification Codes

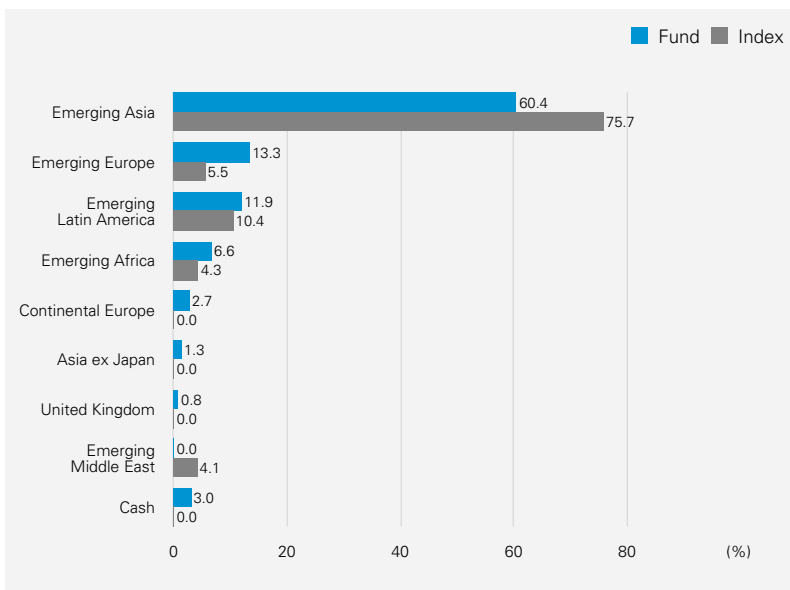
Type	ISIN	Sedol	Bloomberg
Accumulation	IE00BJ04D161	BJ04D16	LEMEURA ID

†There is no assurance that the Lazard Emerging Markets Equity Fund's objectives or performance targets will be achieved.

Sector Breakdown



Region Breakdown



Ten Largest Holdings

Stock	Country	Fund (%)
China Construction Bank	China	5.5
Samsung Electronics	Korea	5.2
SK hynix	Korea	3.5
China Mobile	China	3.1
Sberbank of Russia	Russia	3.0
Banco do Brasil	Brazil	2.9
America Movil	Mexico	2.5
TSMC	Taiwan	2.5
Weichai Power	China	2.4
OTP Bank	Hungary	2.1
Total		32.7
Number of Securities		73

Technical Statistics*

Alpha (% p.a.) -5.45

"Alpha" represents the return of a portfolio that is attributable to the manager's investment decisions.

Beta 0.98

"Beta" measures a fund's sensitivity to movements in the overall market.

Tracking Error (% p.a.) 4.95

"Tracking error" measures the volatility of the difference between a portfolio's performance and the benchmark.

Information Ratio -1.15

"Information ratio" represents the value added of the manager (excess return) divided by the tracking error.

Sharpe Ratio -0.09

"Sharpe ratio" measures return in excess of the risk free rate for every unit of risk taken.

*Source: Morningstar. Technical statistics calculated three years to 29 February 2020. For the calculation of Sharpe ratio, the 3-month Libor rate has been used as the reference interest rate.

Contact Details

Lazard Asset Management Limited

50 Stratton Street, London W1J 8LL

UK Support Desk

UK Telephone: 0800 374 810

Email: contactuk@lazard.com

Dealing and Administration

Telephone: +353 53 91 49888

Website

lazardassetmanagement.com

Important Information

All data contained herein are sourced by Lazard Asset Management or affiliates unless otherwise noted. This is a financial promotion and is not intended to constitute investment advice. The Lazard Emerging Markets Equity Fund is a sub-fund of Lazard Global Active Funds plc, an open-ended investment company with variable capital structured as an umbrella fund with segregated liability between sub-funds incorporated with limited liability and is authorised and regulated as UCITS by the Central Bank of Ireland. Lazard Global Active Funds plc are recognised by the Financial Conduct Authority (FCA) under section 264 of the Financial Services & Markets Act 2000 ("FSMA") and therefore regulates the marketing of the funds within the UK. The Central Bank of Ireland regulates all other aspects of the Fund's operations. There will be no right to cancel any agreement under the FCA cancellation rules. Compensation under the Financial Services Compensation Scheme will not be available. Copies of the full Prospectus, the relevant Key Investor Information Document (KIID) and the most recent Report and Accounts are available in English, and other languages where appropriate, on request from the address below or at www.lazardassetmanagement.com. Investors and potential investors should read and note the risk warnings in the prospectus and relevant KIID. There can be no assurance that the Fund's objectives or performance target will be achieved. Any views expressed herein are subject to change. Past performance is not a reliable indicator of future results. The value of investments and the income from them can fall as well as rise and you may not get back the amount you invested. The information provided herein should not be considered a recommendation or solicitation to purchase, retain or sell any particular security. It should also not be assumed that any investment in these securities was or will be profitable. The portfolio may be affected by changes in the exchange rate between the portfolio's base currency, the currency of your investments and your home currency. Any yield quoted is gross and is not guaranteed. It is subject to fees, taxation and charges within the Fund and the investor will receive less than the gross yield. Emerging and developing markets can face significant political, economic or structural challenges. The portfolio may experience delays in buying, selling and claiming ownership of investments and there is an increased risk that the portfolio may not get back the money invested. MSCI makes no express or implied warranties or representations and shall have no liability whatsoever with respect to any MSCI data contained herein. The MSCI data may not be further redistributed or used as a basis for other indexes or any other securities or financial products. This document is not approved, reviewed or produced by MSCI. Issued and approved in the United Kingdom by Lazard Asset Management Limited, 50 Stratton Street, London W1J 8LL. Incorporated in England and Wales, registered number 525667. Lazard Asset Management Limited is authorised and regulated by the Financial Conduct Authority.