

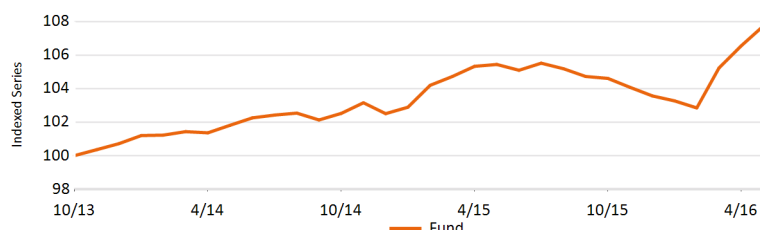
NN (L) Flex

Senior Loans

Investment Policy

The sub-fund offers investors the opportunity to invest in senior loans – large, ultra-short duration loans made to non-investment grade businesses primarily in the U.S. and Europe. Senior loans are classified as non-investment grade assets, so they typically pay a higher rate of interest than other short-term debt instruments. This rate of interest is based on a fixed spread over a base rate, which floats with market rates and resets every 45-60 days on average. Unlike high yield bonds, senior loans are secured by collateral and hold the highest rank in a borrower's capital structure, giving them priority over other creditors, bonds, and all preferred and common stock. The unique combination of floating rates and secured collateral helps senior loans complement fixed-income portfolios and can provide valuable portfolio diversification for MiFID Professional investors.

Performance History NET

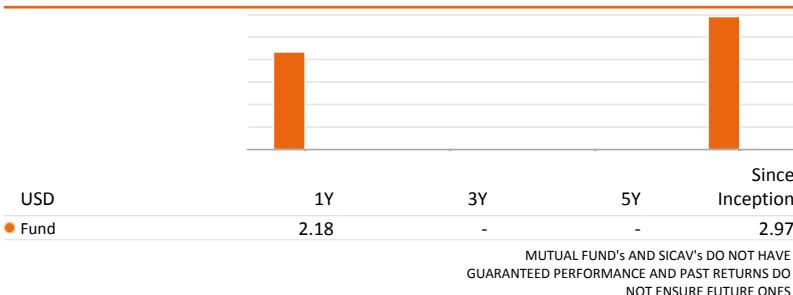


Cumulative Performance (NET %)

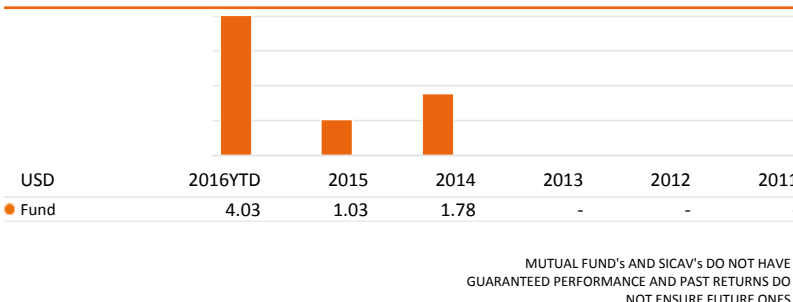
USD	1M	3M	6M	1Y	3Y	5Y	Since Inception
● Fund	1.12	4.76	3.52	2.18	-	-	7.91

MUTUAL FUND'S AND SICAV'S DO NOT HAVE GUARANTEED PERFORMANCE AND PAST RETURNS DO NOT ENSURE FUTURE ONES

Annualized Performance (NET %)



Calendar Year Performance (NET %)



Data as of 31/05/2016

Key Information

Fund Type	FIXED INCOME
Share Class Type	U Distribution(M) (hedged i)
Share Class Currency	USD
ISIN Code	LU0973210940
Bloomberg Code	INGUDMH LX
Reuters Code	LU0973210940.LUF
Telekurs Code	22331334
WKN Code	A1W520
Sedol Code	-
Domicile	LUX
Nav Frequency	Daily

Fund Facts

Launch Fund	19/09/2005
Launch Share Class	05/11/2013
Net Asset Value	USD 4,900.56
Previous month NAV	USD 4,863.15
1 Year High (01/06/2015)	USD 4,991.97
1 Year Low (16/02/2016)	USD 4,687.84
Fund's Total Net Assets (Mln)	EUR 4,033.59
Share Class Total Net Assets (Mln)	USD 8.81
Number of Industries	37.00
Number of Issuers	359.00
Weighted Avg. Days to Reset	39.40
Weighted Avg. Maturity (years)	4.88
Weighted Avg. Spread	386.00

Fees

Ongoing Charges	0.73%
Annual management fee	0.55%
Fixed Service Fee	0.15%

Top 10 Holdings

Asurion, Llc	1.40%
Avago Technologies (Aka Broadcom)	1.33%
Dell International Llc	1.31%
Petsmart, Inc.	1.19%
Chs/Community Health Systems, Inc.	1.05%
Western Digital	1.04%
First Data Corporation	1.01%
Bjs Wholesale Club	0.94%
Hub International Limited	0.90%
American Airlines, Inc.	0.83%

Legal Disclaimer

Please refer to the legal disclaimer at the end of the document.

NN (L) Flex

Senior Loans

Statistics

USD	1 Year	3 Years	5 Years
Annualized Portfolio Return	2.18	-	-
Standard Deviation	3.15	-	-
Sharpe Ratio (**)	0.54	-	-

(**) 3 months interest rate of the Share Class Currency is used as risk free rate for the calculation of the annual Sharpe Ratio.

Gross Dividends

Year	2016 YTD	2015	2014	2013	2012
Coupon number	26->28	14->25	2->13	1	-
USD	48.14	196.60	181.69	15.48	-

Data as of 31/05/2016

S&P Rating Allocation

Bb+ Or Above	10.94%
Bb	13.20%
Bb-	15.52%
B+	20.23%
B	30.23%
B-	6.79%
Ccc+ Or Below	2.69%

Industry Distribution

Electronics/Electrical	12.61%
Health Care	11.00%
Retailers (Except Food & Drug)	7.54%
Business Equipment & Services	6.50%
Telecommunications	6.07%
Diversified Insurance	4.22%
Lodging & Casinos	4.09%
Chemicals & Plastics	4.08%
Automotive	3.27%
Leisure	3.18%
Goods/Activities/Movies	3.18%

Spread Distribution

0 - 200	0.01%
201 - 249	0.29%
250 - 299	5.78%
300 - 399	55.32%
400 - 499	24.90%
500 Or More	13.62%
Prime Based	0.08%

Other share classes

S Capitalisation (hedged i)	LU1054244857
R Capitalisation (hedged i)	LU1292649933
R Distribution(M) (hedged i)	LU1292650279
G Distribution(M) (hedged i)	LU0890545089
I Capitalisation (hedged i)	LU0426533492
I Distribution(M) (hedged i)	LU0428438658
U Capitalisation (hedged i)	LU0973211245
G Capitalisation (hedged i)	LU0428438575

EQUITIES

FIXED INCOME

MULTI ASSET

STRUCTURED

MONEY MARKET

Legal Disclaimer

Please refer to the legal disclaimer at the end of the document.

NN (L) Flex

Senior Loans

Legal Disclaimer

In the UK this communication is a financial promotion issued by NN Investment Partners B.V. (the “Company”), a Dutch limited liability company registered as an overseas company (registration number FC032623) and as a branch (registration number BR017698) in the register of companies for England and Wales, with its registered address at 60 London Wall, London EC2M5TQ. The Company is authorised by the Netherlands Authority for Financial Markets and subject to limited supervision by the Financial Conduct Authority. Details about the extent of our regulation by the Financial Services Authority are available from us on request.

This communication has been prepared for information purposes only and does not constitute an offer to buy or sell any security and does not constitute an investment recommendation or investment, accounting, tax or legal advice.

The fund to which this communication relates is an overseas scheme and as such the rules under the Financial Services and Markets Act 2000 (the “Act”) for the protection of retail clients do not apply and the financial services compensation scheme established under the Act will not be available in respect of investment in the fund.

The prices of shares and any income from them can go down as well as up and you may not get back the full amount invested. Investors may lose all or a substantial portion of their investment. Past performance is not an indication or guarantee of future returns. When an investment involves a transaction denominated in a foreign currency, it may be subject to currency fluctuations that will have an adverse impact on the value of the investment in another currency.

If you are in any doubt about whether the investment to which this document relates is suitable for you then you should consult a person authorised under the Act who specialises in advising on investments of the kind described in this document.

This material is being supplied to you exclusively for your information and may not be reproduced, forwarded to any other person or published, in whole or in part, for any purpose.

While particular attention has been paid to the contents of this document, no guarantee, warranty or representation, express or implied, is given to the accuracy, correctness or completeness thereof. Any information given in this document may be subject to change or update without notice. Neither NN Investment Partners Holdings N.V. nor any other company or unit belonging to the NN Group, nor any of its officers, directors or employees can be held directly or indirectly liable or responsible with respect to the information and/or recommendations of any kind expressed herein.

No direct or indirect liability is held for any loss sustained or incurred by readers as a result of using this publication or basing any decisions on it. Investment sustains risk.

The fund is a subfund of NN (L) (SICAV), established in Luxembourg. NN (L) is duly authorised and registered by the Commission de Surveillance du Secteur Financier (CSSF) in Luxembourg. For more detailed information about the investment fund we refer to the prospectus and the corresponding supplements, Key Investment Documents. In relation to the investment fund mentioned in this document a simplified prospectus has been published containing all necessary information about the product, the costs and the risks which may occur.

The prospectus, supplement and the simplified prospectus are available on the following website: www.nnip.com in English and also can be obtained from our Facilities Agent in the UK, Société Générale London Branch, Société Générale Securities Services Custody London, 9th Floor Exchange House 12 Primrose Street, London EC2A 2EG. The information in this document is not intended to solicit sales of investments or subscription of securities in countries where this is prohibited by the relevant authorities or legislation.

The information contained in this document shall neither be considered as an individual investment advice nor as a fiscal or legal advice. This document has been prepared with due care and diligence.

Footnote

Top 10 Holdings and Portfolio Allocations (if available) are shown excluding Cash. Currency- and Rating Allocations are shown including Cash. Cash includes Deposits, Cash Collateral, Deposits, FX Spots, FX Forwards and Other Liquid Assets like payables & receivables. Allocations are based on classification of Market Data Vendors.

