

Capital Group Global Growth and Income Fund (LUX)

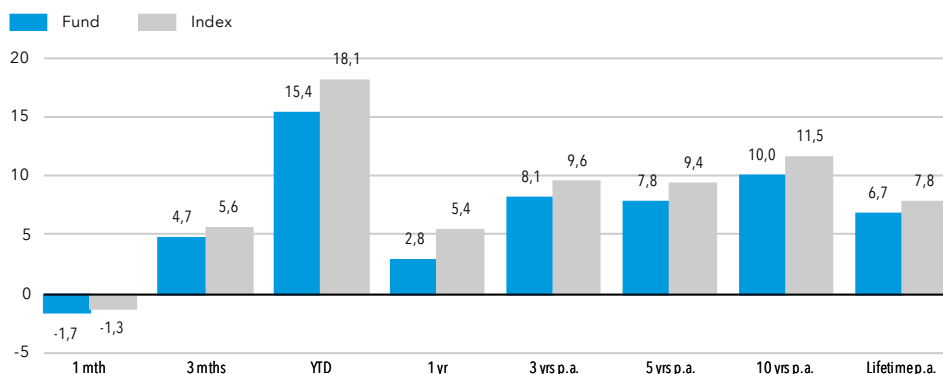
Objective

The fund seeks to achieve long-term growth of capital and income by investing in companies researched and selected from around the world. Preservation of capital is also a priority.

The Capital Advantage

Since 1931 our firm, Capital Group, has been singularly focused on delivering superior, consistent results for long-term investors using high-conviction portfolios, rigorous research and individual accountability. We have over 40 years' experience of investing globally.

Fund results in EUR (T shares) as at 31 August 2019, %



Calendar year, %	2009	2010	2011	2012	2013	2014	2015	2016	2017	2018
Fund	33,8	16,8	-4,1	13,4	17,2	14,9	5,5	10,8	7,1	-5,8
Index	30,4	20,5	-4,2	14,3	17,5	18,6	8,8	11,1	8,9	-4,8

1 year to 31 Aug, %	2010	2011	2012	2013	2014	2015	2016	2017	2018	2019
Fund	17,9	-2,5	23,1	9,4	15,4	8,1	6,8	7,9	13,9	2,8
Index	16,9	0,4	21,3	10,4	21,1	10,2	7,9	9,7	13,8	5,4

Fund results are shown after fees and expenses and are calculated as the increase or decrease in net asset value of the fund over the relevant period. The net asset value is calculated based on close-of-business prices for performance and fee calculation purposes only. No dealing activity can be based on such net asset value. Please refer to capitalgroup.com/europe for further information on net asset value applicable to any dealing activity in the fund, and for other share classes; these have different fees and expenses, and returns will differ. Results data does not take account of costs incurred on the issue of shares. Inception of the fund share class on 27 June 2013. Results prior to this relate to the older share classes, adjusted where necessary to reflect the management fee of the recipient share class. Past results are not a guarantee of future results. Source: Capital Group.

Index is the MSCI ACWI (net divs) which is provided for indicative purposes only.

Fund essentials

Launch date	31 January 2008
Fund size	€312 million
Number of holdings	99
Turnover	15,6%
Gross income yield	3,1%
Net income yield	2,7%

Turnover is calculated over the last 12 months as the lesser of monthly purchases and sales divided by average net assets.

Yield is calculated over the same period as income earned by the fund, on both a before (gross) as well as an after (net) withholding taxes basis (in each case before fees), divided by average total net assets. This differs from the yield of each share class.

Portfolio managers

Leo Hee
Patrice Collette
Paul Flynn

Years at Capital

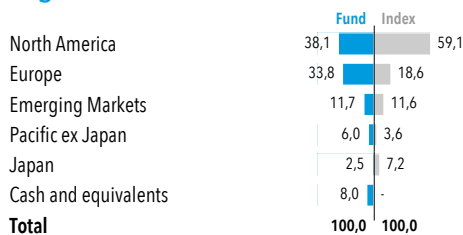
Based in
Hong Kong
Singapore
Geneva
14
19
21

Ratings

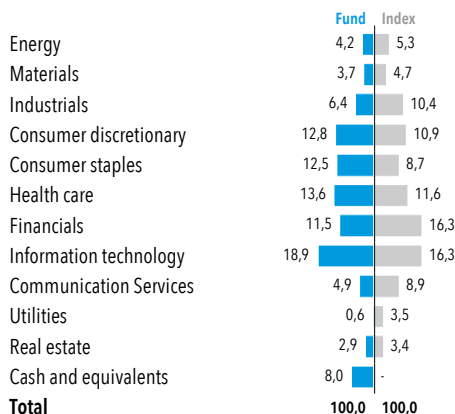


Morningstar Rating™ as at 31 August 2019.
Morningstar category: Global Large-Cap Blend Equity
Source and copyright: Morningstar. For more information on the methodology of the Morningstar ratings please visit www.morningstar.com

Region breakdown, %



Sector breakdown, %



Region and sector breakdowns are data that are likely to change over time and do not constitute a commitment from the management company.

Top 10 holdings

	Sector	% Fund
ASML	Information technology	3,2
British American Tobacco	Consumer staples	3,2
AstraZeneca	Health care	3,1
Microsoft	Information technology	3,1
Nestlé	Consumer staples	2,8
TSMC	Information technology	2,6
Adyen	Information technology	2,6
Broadcom	Information technology	2,4
Amazon	Consumer discretionary	2,2
JPMorgan Chase	Financials	2,0
Total		27,2

Data is likely to change over time and does not constitute a commitment from the management company.

Reference information

Fiscal year end	31 December
Dealing frequency	Daily
Domicile	Luxembourg
Index	MSCI ACWI (net divs)

Investment adviser	Capital Research and Management Company
Base currency	USD

Risk statistics (T shares)

Lifetime risk statistics	
Standard deviation	11,9
Tracking error	3,4
Information ratio	-0,3

Risk statistics are based on close of market returns (T+1).

Standard deviation (absolute volatility) is a measure of the absolute variability of returns and the larger the standard deviation, the greater the likelihood (and risk) that a fund's results will fluctuate from the average return. It is based on monthly observations using a population standard deviation calculation.

Tracking error (volatility relative to benchmark) measures the volatility of the difference between a portfolio's results and the benchmark.

Information ratio (risk adjusted relative return) represents the value added of the manager (excess return) divided by the tracking error.

Share class information (further share classes available at capitalgroup.com/europe)

Class	NAV	Management fee p.a.	TER	Dividend yield	Min. investment	Bloomberg	ISIN	SEDOL
T (Acc)	€21,56	1,750%	1,90%	n/a	none	CIGGITE LX	LU0384425467	B3DD330
Tgd (Inc)	€18,62	1,750%	1,90%	2,7%	none	CIGTGDE LX	LU0939047295	BB97BR2

Dividend yield is the income return on the share class and is shown for distributing share classes only. It is calculated over the last 12 months as income earned by the fund after withholding taxes, fees and expenses. Where hedged share classes are listed, for the purpose of currency hedging all assets attributable to them in this fund will be deemed to constitute exposure to USD. The fund will aim to hedge 100% (with reasonable margin of tolerance) of this deemed currency exposure back into the currency referred to in the relevant Class's designation.

The charges you pay are used to pay the costs of running the fund, including the costs of marketing and distributing it. These charges reduce the potential growth of your investment. In addition to the Total Expense Ratio (TER), entry charges may apply according to provisions described in the Prospectus. Data is likely to change over time and does not constitute a commitment from the management company. Past results are not a guarantee of future results.

Total Expense Ratio (TER) is calculated over the last 12 months with a one month lag. TER data is therefore as at 31 July 2019.

This material, issued by Capital International Management Company Sàrl ("CIMC"), 37A avenue J.F. Kennedy, L-1855 Luxembourg, is distributed for information purposes only. CIMC is regulated by the Commission de Surveillance du Secteur Financier ("CSSF" - Financial Regulator of Luxembourg) and manages the fund which is a sub-fund of Capital International Fund. The fund is organised as an investment company with variable capital ("SICAV") under the laws of the Grand Duchy of Luxembourg and authorised by the CSSF as a UCITS. All information is as at the date indicated unless otherwise stated and is subject to change.

To obtain a list of distributors of the fund please visit CNMV.es. Capital International Fund is registered with the Comisión Nacional del Mercado de Valores ("CNMV") under the number 983.

Risk factors you should consider before investing:

- This material is not intended to provide investment advice or be considered a personal recommendation.
- The value of investments can go down as well as up and you may lose some or all of your initial investment.
- Past results are not a guarantee of future results.
- If the currency in which you invest strengthens against the currency in which the underlying investments of the fund are made, the value of your investment will decrease.
- The Prospectus and Key Investor Information Document set out risks, which, depending on the fund, may include risks associated with investing in fixed income, emerging markets and/or high-yield securities. Emerging markets are volatile and may suffer from liquidity problems.

Other important information:

The fund is offered only by Prospectus, together, where applicable, with the Key Investor Information Document. These documents, together with the latest Annual and Semi-Annual Reports and any documents relevant to local legislation, contain more complete information about the fund, including relevant risks, charges and expenses, and should be read carefully before investing. However, these documents and other information relating to the fund will not be distributed to persons in any country where such distribution would be contrary to law or regulation. They can be accessed online at capitalgroup.com/europe, where the latest daily prices are also available.

The tax treatment depends on individual circumstances and may be subject to change in future. Investors should seek their own tax advice. This information is neither an offer nor a solicitation to buy or sell any securities or to provide any investment service. © 2019 Capital Group. All rights reserved.