

# Uni-Global - Equities Europe

Compartment of the part I Luxembourg SICAV, Uni-Global, UCITS IV compliant



Type	Equity	NAV	EUR 1,316.24	Total fund assets	EUR 2,241,144,619.89	Currency	EUR	29 February 2016
------	--------	-----	--------------	-------------------	----------------------	----------	-----	------------------

## Investment objective

The compartment's objective is to profit from opportunities offered by the European equity market. The portfolio is invested according to an active approach based on risk management, combining fundamental and quantitative analysis. The objective of the compartment is to outperform the index over the long term, with a lower level of volatility.

## Performance disclosure

You should read the Key Investor Information Document (KIID) and Prospectus for each fund that you want to invest.

\*Unless otherwise stated, performance data given to 31.12.2014 refers to the SA-EUR Share Class actual performance adjusted for the relevant fees applicable to the RA-EUR Share Class. Performance from 1.01.2015 is the actual performance of RA-EUR Share Class, expressed in EUR, net of all costs and management fees.

Past performance is not an indication of future performance. Investments may rise or fall in value and investors are recommended to seek independent financial advice before investing. The return on investment may increase or decrease as a result of currency fluctuations.

## Fund Information

ISIN RA-EUR Share class	LU0929189636
Bloomberg ticker	UNIMVRA EQUITY
Domicile	LUXEMBOURG
Inception Date	04.05.2004*
Registered for sale	AT,BE,CH,DE,DK,ES,FI,FR,IT(instit),LU,NL,NO,SE,SG,UK
Manager	Unigestion SA
Custodian	JP Morgan Bank Luxembourg S.A.
Ongoing charge	0.90%
Management Fee	0.80%

For details on fund charges and country registrations please read the Key Investor Information Document (KIID) and Prospectus. For more information about the risks of investing please refer to the Fund Specific Risks on page two.

## Performance snapshot\*

	Class*	Index <sup>1</sup>
Monthly Performance	-1.35%	-2.21%
Performance 3 months	-7.33%	-13.04%
Year to date performance	-4.53%	-8.44%
Year over year performance	-3.54%	-12.54%
Performance 3 years (p.a.)	10.87%	7.71%
Performance 5 years (p.a.)	10.09%	6.15%
Performance since inception (p.a.)	9.55%	5.71%
Volatility 3 years	16.96%	20.62%
Performance/Volatility over 3 years (p.a.)	0.64	0.37
Tracking Error 3 years		6.01%
Beta 3 years		0.80

## Historical performance\*

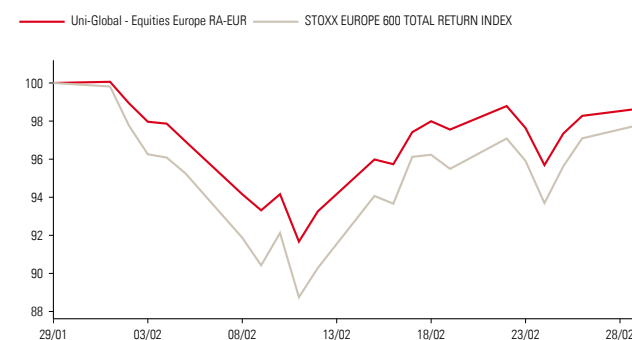
	Jan	Feb	March	Apr	May	Jun	Jul	Aug	Sept	Oct	Nov	Dec	YTD	
													Class*	Index <sup>1</sup>
2016	-3.22%	-1.35%											-4.53%	-8.44%
2015	8.48%	4.01%	1.17%	0.23%	1.94%	-4.21%	5.24%	-7.42%	-2.01%	7.16%	2.73%	-2.93%	13.99%	9.60%
2014	-3.16%	3.40%	0.09%	1.58%	3.99%	0.38%	-1.48%	1.76%	0.03%	0.22%	3.44%	-0.01%	10.47%	7.20%
2013	1.22%	2.76%	4.88%	1.06%	-0.33%	-2.58%	4.32%	-1.28%	3.02%	2.40%	0.61%	0.76%	17.90%	20.79%
2012	-0.40%	1.59%	0.94%	-0.16%	-2.16%	5.03%	3.69%	0.95%	0.44%	-0.71%	1.30%	0.77%	11.67%	18.18%

<sup>1</sup> STOXX EUROPE 600 TOTAL RETURN INDEX, source: MSCI, Bloomberg.

## Since inception performance\*

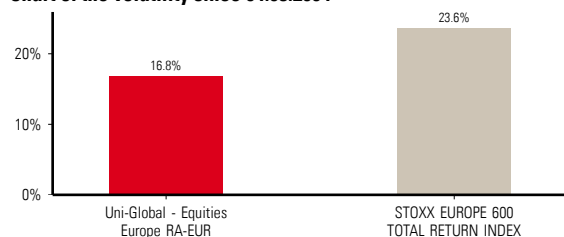


## Monthly performance

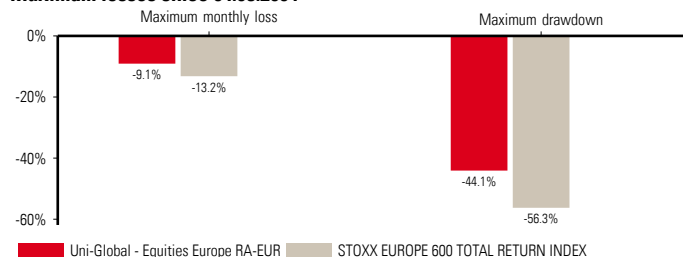


## Risk\*

### Chart of the volatility since 04.05.2004



### Maximum losses since 04.05.2004



# Uni-Global - Equities Europe

Compartment of the part I Luxembourg SICAV, Uni-Global, UCITS IV compliant

29 February 2016



## Portfolio as of 29.02.2016

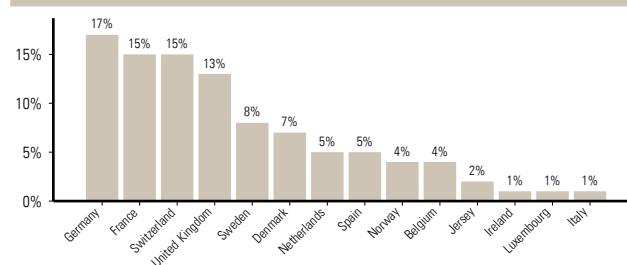
### Holdings

Number of holdings	103
Average holding weight	0.97%

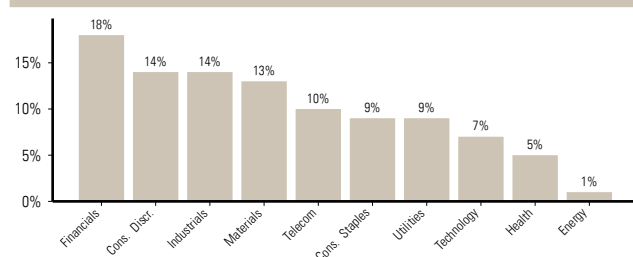
### The 5 largest holdings

MUENCHENER RUECKVER AG-REG - in EUR	3.24%
KONINKLIJKE DSM NV - in EUR	3.03%
EUTELSAT COMMUNICATIONS - in EUR	2.78%
NEXT PLC - in GBP	2.60%
DANSKE BANK A/S - in DKK	2.50%

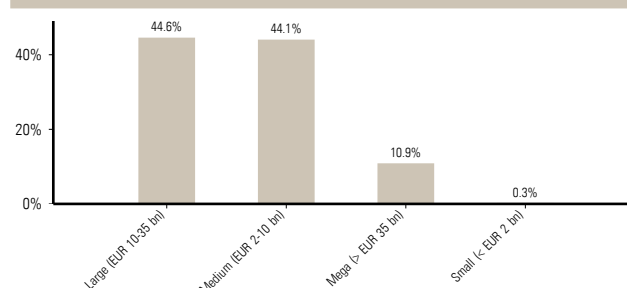
### Breakdown by countries



### Breakdown by GICS sectors



### Breakdown by capitalization



## Performance and risk statistics

Uni-Global - Equities Europe	Type	Inception Date	ISIN	Ongoing charge	NAV	Monthly Perf.	Perf. YTD	2015	2014	2013	2012	S.I. Perf.	S.I. Perf. p.a.	S.I. annualised Volatility	Perf/Vol S.I.
<b>Restricted - distribution</b>															
Class RD-EUR	-	06.08.2013	LU0929189719	0.90%	1,169.13	-1.35%	-4.53%	14.02%	10.51%	4.30%	-	25.47%	9.24%	17.53%	0.53
Index: STOXX EUROPE 600 TOTAL RETURN INDEX						-2.21%	-8.44%	9.60%	7.20%	8.88%	-	17.13%	6.35%	21.13%	0.30

The performance and risk statistics in the table above is actual, net of all costs and management fees. The hedge of the index is calculated by Unigestion. Past performance is not an indication of future performance. Investments may rise or fall in value and investors are recommended to seek independent financial advice before investing. The return on investment may increase or decrease as a result of currency fluctuations. source: MSCI, Bloomberg.

### Fund Specific Risk

The fund may invest in securities denominated in currencies other than the fund reference currency. Changes in the underlying exchange rates will affect the value of the investment which may increase or decrease as a result of currency fluctuation. The following risks are the main risks that could impact on the fund: market risk, risk associated with the equities market, concentration risk, liquidity risk, counterparty risk, exchange rate risk, taxation.

The fund may be subject to other risks. Investors are advised to read about these in section 7 of the Prospectus: "Risks associated with an investment in the SICAV".

The risk factors described above may individually or collectively reduce the return on an investment in shares of the SICAV and may result in the partial or total loss on the investment in shares of the SICAV.

### Important Information

This document has been prepared for your information only and must not be distributed, published, reproduced or disclosed by recipients to any other person. It is a promotional statement of our investment philosophy and services. It constitutes neither investment advice nor an offer or solicitation to subscribe in the strategies or in the investment vehicles it refers to. Some of the investment strategies described or alluded to herein may be construed as high risk and not readily realisable investments, which may experience substantial and sudden losses including total loss of investment. These are not suitable for all types of investors. The views expressed in this document do not purport to be a complete description of the securities, markets and developments referred to in it. To the extent that this report contains statements about the future, such statements are forward-looking and subject to a number of risks and uncertainties, including, but not limited to, the impact of competitive products, market acceptance risks and other risks. Data and graphical information herein are for information only and may have been derived from third party sources. Unigestion takes reasonable steps to verify, but does not guarantee, the accuracy and completeness of this information. As a result, no representation or warranty, expressed or implied, is or will be made by Unigestion in this respect and no responsibility or liability is or will be accepted. Unless otherwise stated, source is Unigestion. All information provided here is subject to change without notice. It should only be considered current as of the date of publication without regard to the date on which you may access the information.

**Past performance is not a guide to future performance. You should remember that the value of investments and the income from them may fall as well as rise and are not guaranteed. Rates of exchange may cause the value of investments to go up or down. An investment with Unigestion, like all investments, contains risks, including total loss for the investor.**

Uni-Global - Equities Europe is a compartment of the Luxembourg Uni-Global SICAV Part I, UCITS IV compliant. Accordingly, its shares may not be offered or distributed in any country where such offer or distribution would be prohibited by law. All investors must obtain and carefully read the Key Investor Information Document (KIID) and Prospectus which contains additional information needed to evaluate the potential investment and provides important disclosures regarding risks, fees and expenses. The KIID and Prospectus, the by-laws as well as the latest annual and semi-annual reports can be obtained free of charge at the office of the Investment Manager, Unigestion SA, 8c avenue de Champel, 1206 Genève, Switzerland and from all distributors. The KIID is available in English, French, German Dutch, Norwegian, Swedish, Finnish, Spanish, Italian and the Prospectus is available in English, French and German. Unless otherwise stated performance is shown net of fees in EUR and does not include the commission and fees charged at the time of subscribing for or redeeming shares.