

## Monthly Comment

The Alken Fund European Opportunities fell -1.0% in August against -5.0% for the Stoxx 600 benchmark. This brings the relative performance to 17.1% year to date.

August market headlines revolved around the US Federal Reserve's outlook for monetary policy. The message was clear confirming that controlling inflation remains an absolute priority implying that the current tightening cycle will last longer even if that inflicts economic pain. Leading indicators continued to soften reflecting the impact of the ongoing economic headwinds.

The fund delivered a solid performance in a challenging month for markets driven by robust stock selection. Vallourec was the strongest contributor reflecting improving sentiment towards the business, which is set to benefit from an improving industry outlook and significant benefits of the restructuring plan. K+S AG rebounded underpinned by rising fertilizer prices driven by good demand and persistent supply constraints exacerbated by production cuts as soaring gas prices are causing significant cost pressures.

On the downside, UK retailer B&M European Value was under significant pressure as severe inflationary pressures are having a meaningful impact on the business. Future PLC was another detractor alongside the technology sector.

We remain cautious near term given escalating energy prices, particularly in Europe and rising financing costs, which are squeezing real disposable income and reducing consumer confidence and business activity. Under the current market conditions, we believe that having exposure to value names overlooked by investors will prove to be the best strategy to navigate a challenging environment.

## Portfolio Managers

Nicolas Walewski



Marc Festa



## Investment Objective & Universe

Achieve annualised capital appreciation in the long-term through a risk adjusted out-performance of the benchmark. The fund will invest at least 75% of its assets in equity and equity related securities issued by companies headquartered in Europe.

## Fund Facts

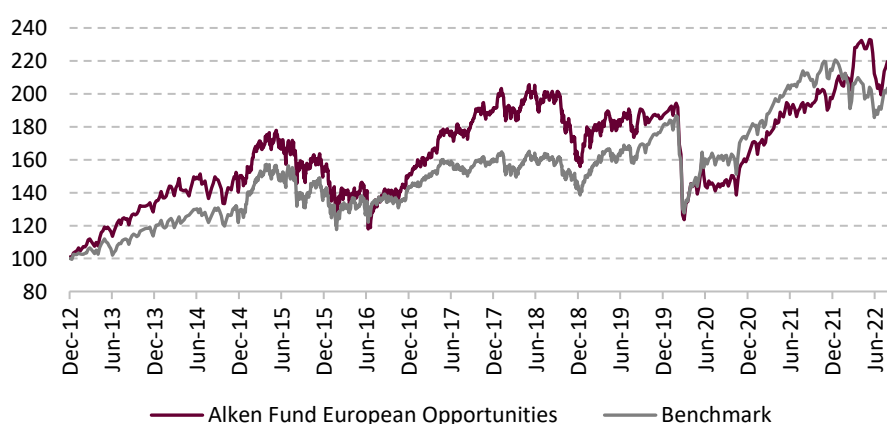
AuM:	EUR 386m
Benchmark:	STOXX Europe 600 Net Return EUR
Base Currency:	EUR
Legal Status:	UCITS
Domicile:	Luxembourg
Management Fee <sup>1</sup> :	1.00%
Performance Fee <sup>2</sup> :	10%
Settlement:	T+3
SFDR <sup>3</sup> :	Art. 8

(1) Share Class U1, US1, CH1, GB1, EU1D, USD1H

(2) Above reference benchmark

(3) Sustainable Financial Disclosure Regulation

## Performance since inception <sup>1</sup>



(1) Performance of the EU1 share class for the fund

Performance <sup>1</sup>	Fund	Benchmark
Since inception <sup>2</sup>	<b>111.6%</b>	<b>91.9%</b>
YTD	4.1%	-13.0%
MTD	-1.0%	-5.1%
1Y	9.8%	-9.5%
3Y	17.1%	17.2%
5Y	20.1%	25.9%
2021	25.4%	24.9%
2020	-13.4%	-2.0%
2019	16.5%	26.8%
2018	-16.0%	-10.8%
2017	26.5%	10.6%

(1) Performance of the EU1 share class for the fund

(2) 18 December 2012

Share Class	EU1	US1	CH1	GB1	EU1D	US1H
NAV	211.63	136.69	127.01	198.47	124.67	159.62
Launch Date	Dec-12	May-13	Oct-13	Feb-13	Mar-15	Nov-14
ISIN	LU0866838575	LU0832413909	LU0832414030	LU0832414030	LU1164024165	LU1139087693
Bloomberg	ALKEU1A LX	ALEOUS1 LX	ALKCH1A LX	ALKEGB1 LX	AEOEU1D LX	ALKUS1H LX
Currency Hedging	No	No	No	No	No	Yes

Risk Indicators <sup>1</sup>	Fund	Benchmark
Volatility	19.6%	16.8%
Alpha	1.2%	
Tracking Error	8.6%	
Information Ratio	0.1	
Active Share	94.8%	

(1) Since inception

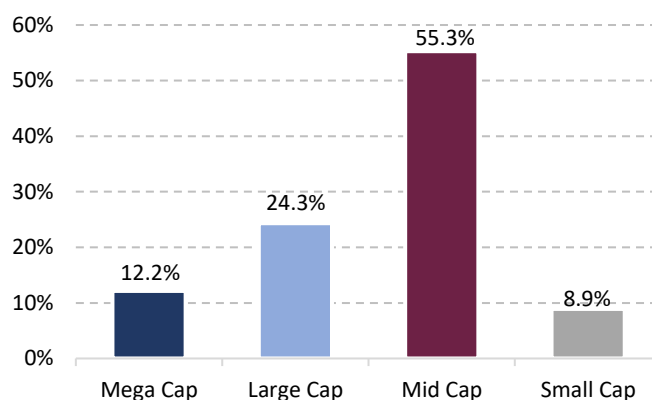
Key Contributors	Exposure	Contribution
Energy (Single Stock)	4.6%	0.6%
Materials (Single Stock)	5.8%	0.5%
Energy (Single Stock)	2.7%	0.5%

Key Detractors	Exposure	Contribution
C. Discretionary (Single Stock)	2.2%	-0.4%
C. Services (Single Stock)	1.6%	-0.3%
C. Services (Single Stock)	3.4%	-0.3%

Top 5 Holdings	Exposure
Materials (Single Stock)	5.8%
Consumer Staples (Single Stock)	5.0%
Energy (Single Stock)	5.0%
Consumer Staples (Single Stock)	5.0%
Energy (Single Stock)	4.6%

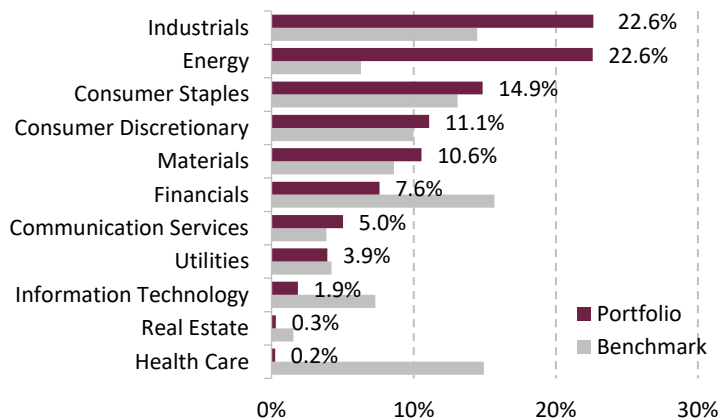
Concentration	Fund	Index
Top 10 Holdings	43.4%	21.2%
Top 20 Holdings	69.6%	31.5%
Number of Holdings	59	600
Cash Holding	2.1%	

## Market Capitalisation<sup>1</sup>

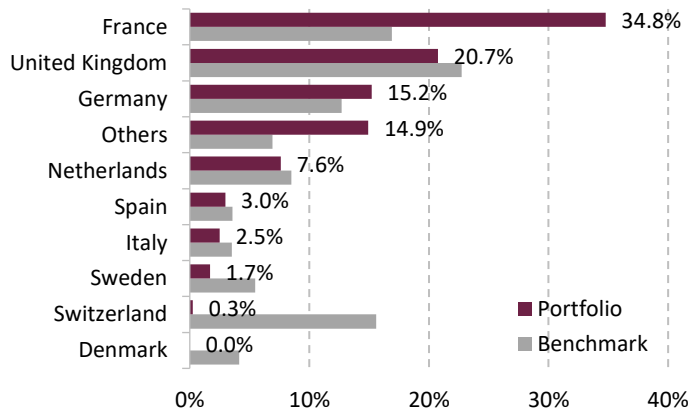


(1) Mega Cap > €50 bn, Large Cap < €50 bn, Mid Cap < €10 bn, Small Cap < €2 bn

## Sector Breakdown



## Country Breakdown



Exposure: end of month exposures

**Note to Hong Kong Readers:** Please note the portfolio is not authorised by the Securities and Futures Commission and is available for professional investors only. This document has not been reviewed by the Securities and Futures Commission and is issued by AFFM S.A.

**Warning:** The content of this document has not been reviewed by any regulatory authority in Hong Kong. You are advised to exercise caution in relation to the offer. If you are in any doubt about content of this document, you should obtain independent professional advice.

**Note to Singapore Readers:** In Singapore, shares of Alken European Opportunities Fund may be offered only to (i) institutional investors pursuant to Section 304 of the Securities and Futures Act ("SFA"), (ii) relevant persons, or any persons pursuant to Section 305(2) of the SFA, and in accordance with the conditions specified in Section 305 of the SFA, and not to the general public.

Investors should consult their professional advisers regarding the tax and other consequences of an investment in the Fund. This document should be read in conjunction with the Prospectus and/or the relevant Key Investor Information Document ("KIID"). AFFM does not represent that the information contained in this document, including any data, projections and underlying assumptions, is accurate or complete and it shall not be relied upon as such. This document is based upon certain assumptions, management forecasts and analysis of information available as at the date hereof and reflects prevailing conditions and AFFM's views as of the date of the document, all of which are accordingly subject to change at any time without notice, and neither the Fund nor AFFM is under any obligation to notify any of these changes. Neither the Fund nor AFFM makes any representation or warranty whether expressed or implied, and accept no responsibility for its completeness or accuracy or reliability. Past performance as shown in this document is not a reliable indicator or guarantee of future performance. The performance data do not take account of the commissions and costs incurred on the issue and redemption of units. In particular, AFFM shall not be liable for any loss or damage, whether direct, indirect or consequential suffered by any person as a result of any errors in or omissions from the document or as a result of relying on any statement contained in this document.

Any subscription to the Fund involves risks, including the possible loss of the principal amount invested. Subscriptions should only be based on the current prospectus and other (official) documents (as applicable) of the Fund, which contain more information regarding risks, charges, entry fees and minimum investment amount. A copy of the Prospectus, the KIID(s), the annual reports, semi-annual reports and any other official documents relating to the Fund are available at the registered office of the Alken Fund at 15, avenue J.F. Kennedy, L-1855 Luxembourg, Grand Duchy of Luxembourg. Swiss investors may obtain those free of charge from the representative in Switzerland. Nothing contained in the present document constitutes a solicitation or offer by any member of AFFM to provide any investment advice or service or to purchase or sell any financial instruments. The information it contains aims to inform the subscriber by providing information on the Fund supplemental to that appearing in the Prospectus and/or the KIID(s).

The representative in Switzerland is FundPartner Solutions (Suisse) SA, route des Acacias 60, CH-1211 Geneva 73, Switzerland. The paying agent in Switzerland is Banque Pictet & Cie SA, 60 route des Acacias, CH-1211 Geneva 73, Switzerland.

Alken Fund – 15, Avenue J.F. Kennedy, L-1855 Luxembourg. Tel +352 260 967 242, [info@alken-fund.com](mailto:info@alken-fund.com)