



DB Platinum CROCI US Dividends R1D-U

Style: US Large-Cap Value Equity

Fund Inception Date: 02.11.2012

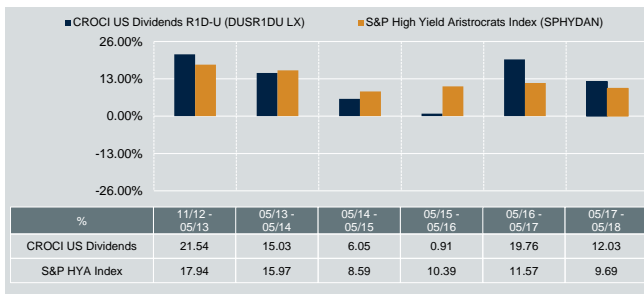
Fund Assets under Management: \$ 124,470,263

The aim of the Fund is to invest in a portfolio of shares issued by large companies in the United States, selected using the CROCI US Dividends Strategy (Strategy). The Strategy selects shares on the basis of an economic valuation using the Deutsche Bank CROCI[®](1) methodology. The selection universe contains the 500 largest companies by market capitalisation in the United States, excluding companies from the financial sector. The Strategy may exclude shares with low liquidity and companies that do not pass a series of dividend sustainability screens based on cash returns, financial leverage and volatility; and stocks paying zero dividends and those with a below average dividend yield. The Strategy then selects the forty companies with the lowest positive CROCI economic price-earnings ratio (CROCI Ratio) from the remaining selection universe. The CROCI methodology enables the comparison of company valuations across sectors and regions on an equal basis by making certain adjustments to company reported financial statements providing the CROCI Ratios used to select the shares with the lowest valuations due to their price potential. The shares comprising the Strategy are reviewed quarterly and weighted equally upon each rebalancing. The Strategy has a selection buffer, which will prevent the replacement of an existing share unless its CROCI Ratio is sufficiently higher than that of the proposed replacement share.

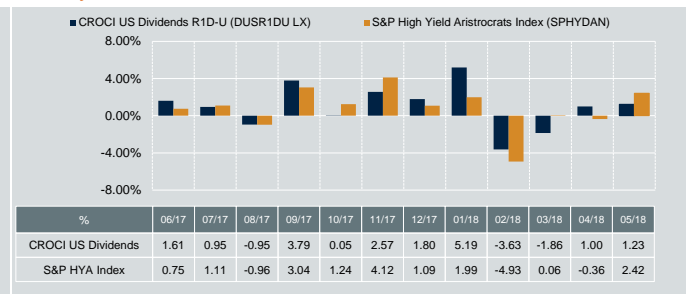
Historical Performance⁽²⁾

	Returns (%)				Annualised Returns (%)			
	YTD	1M	3M	6M	1Y	3Y	5Y	Since Launch
CROCI US Dividends R1D-U	1.71	1.23	0.34	3.54	12.03	10.63	10.55	13.32
S&P High Yield Aristocrats Index	-0.98	2.42	2.12	0.10	9.69	10.55	11.21	13.31
Excess Return vs the Benchmark	2.69	-1.19	-1.78	3.44	2.34	0.08	-0.66	0.01

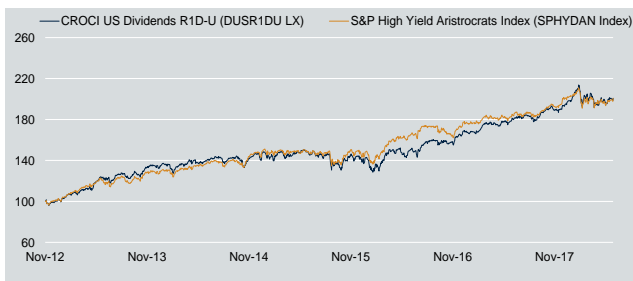
Annual Returns Since Launch⁽²⁾



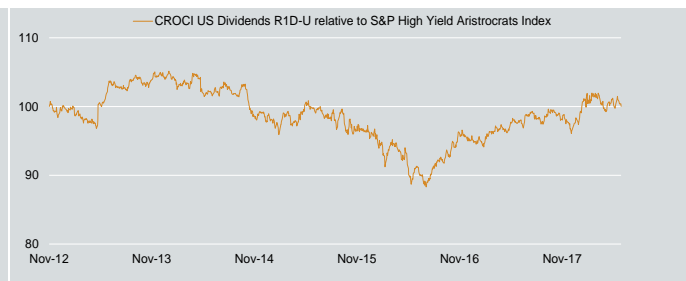
Monthly Return Last 12 Months⁽²⁾



Performance Since Launch (02.11.2012 – 30.05.2018)⁽²⁾



Relative Performance Since Launch (02.11.2012 – 30.05.2018)⁽²⁾



Since Launch Risk Profile⁽²⁾

	CROCI US Dividends R1D-U	S&P High Yield Aristocrats Index
Annualised Vol ⁽³⁾	12.74%	11.60%
Maximum Drawdown	-14.56%	-10.95%
Best Daily Return	3.64%	2.74%
Worst Daily Return	-3.77%	-3.71%
% of days with positive returns	55.25%	55.60%
Sharpe Ratio ⁽³⁾	1.01	1.11
VaR 95%/1M ⁽⁴⁾	4.30%	3.97%

Monthly Portfolio Return Contribution

Leading Contributors		Lagging Contributors	
Stocks	Contribution (%)	Stocks	Contribution (%)
Valero Energy	0.31	Cardinal Health	-0.43
KLA - Tencor	0.26	Cummins Inc	-0.26
Avago	0.23	CVS Health	-0.25
Juniper Net.	0.22	Wal-Mart	-0.16
Intel	0.19	Gilead Sciences	-0.15

Commentary – DWS CROCI US Dividends – May 2018

In May 2018, DWS CROCI US Dividends StrategyTM was up 0.21%, underperforming the S&P High Yield Aristocrats Index by 2.21%.

- Sector Allocation made a net negative contribution to excess return:
 - Positive Sector Contributions: Financials/Real Estate and Utilities
 - Negative Sector Contributions: IT and Consumer Staples
- Stock Selection made a net negative contribution to excess return:
 - Positive Stock Contributions: Valero Energy, KLA-Tencor and Juniper
 - Negative Stock Contributions: Cardinal Health, Apple and Cummins

Source: DWS. Past performance is not a reliable indicator of future result.



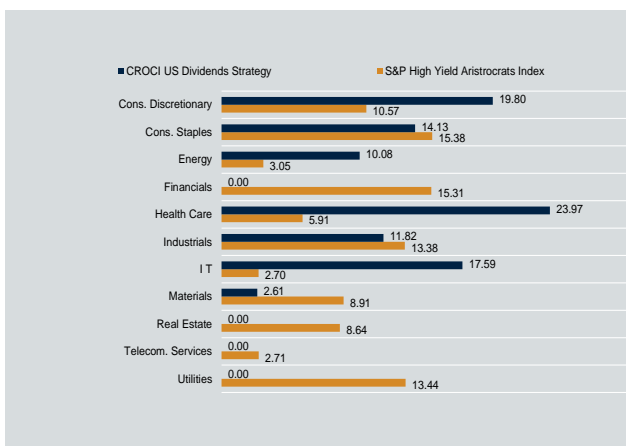
(1) CROCI[®] is a registered trade mark of Deutsche Asset Management Investment GmbH in certain jurisdictions. Deutsche Asset Management Investment GmbH and Deutsche Asset Management (UK) Limited reserve all of their registered and unregistered trade mark rights. (2) Source: DWS, Bloomberg. The Fund's performance is shown net of all fund fees but gross of any initial charge which will have an impact on the realisable value of the investment. Past performance is not a reliable indicator of future results. (3) For the purpose of volatility calculation, Benchmark Index levels are considered only for the days when the fund NAV is available to make the comparison with the fund possible. (4) These figures represent the historic simulated VaR of the Sub-Fund's NAV calculated on the basis of the full NAV history of the relevant share class.

All information as of 31 May 2018 unless otherwise specified.
Please refer to the Important Notice at the end of this document.





Sector Breakdown (%)



Source: DWS, Bloomberg, Constituents as of 30 May 2018

Portfolio Composition

Share	(%)	Share	(%)
AbbVie Inc	2.92	Intel Corp	2.79
Amgen Inc	2.54	Interpublic Group Of Cos Inc	2.85
Bristol-Myers Squibb Co	2.56	Intl Business Machines	2.48
Broadcom Ltd	2.31	JM Smucker Co	2.62
CA Inc	2.58	Johnson & Johnson	2.23
Cardinal Health Inc	2.80	Johnson Controls Inc	2.40
Carnival Corp	2.50	KLA-Tencor Corp	2.67
Cisco Systems Inc	2.88	LyondellBasell Industries NV	2.45
Cummins Inc	2.43	Marathon Petroleum Corp	2.45
CVS Caremark Corp	2.32	Medtronic Inc	2.39
Darden Restaurants Inc	2.58	Merck & Co Inc	2.34
Delta Airlines Inc	2.46	Paccar Inc	2.50
Eastman Chemical Co	2.66	Pfizer Inc	2.43
Eaton Corp Plc	2.54	Procter & Gamble Co	2.12
Eli Lilly & Co	2.15	Tapestry Inc	2.94
Garmin Ltd	2.39	Texas Instruments Inc	2.68
General Electric Co	1.96	Valero Energy Corp	2.54
Genuine Parts Co	2.40	Vf Corp	2.49
Gilead Sciences Inc	2.52	Walgreens Boots Alliance Inc	2.35
Hasbro Inc	2.45	Whirlpool Corp	2.37

Source: DWS, Constituents as of 28 February 2018

Key Facts

Issuer / Manager	DB Platinum / Deutsche Asset Management S.A.
Share Classes	R1D-U
WKN	A1J4TS
BBG Ticker	DUSR1DU LX
ISIN-Code	LU0832278005
Currency	USD
Tax Reporting (ISO Country Codes)	AT, DE
Upfront Fee	Up to 5.00%
Management Fee p.a.	1.00%
Fixed Fee p.a.	0.10%
Taxe d'Abonnement p.a.	0.05%
All-in Fee (TER)	1.15%
Dividend Reference Date	31.01.2019
Dividend Payment Frequency	Yearly
Dividend Payment Date	30.04.2019
Minimum Subscription	1 share
Fund NAV per Share	\$ 184.18
Launch Date	02.11.2012
Morningstar Rating ⁽⁵⁾	★★★★☆
Strategy	CROCI US Dividends Strategy
Subscription Deadline	2:00 p.m. CET (T)
Settlement	T+3
Maturity	No maturity

(5) Copyright © 2012-2018 Morningstar, Inc. All rights reserved. The information contained herein: (a) is proprietary to Morningstar and/or its content providers; (b) may not be copied or distributed; and (c) is not warranted to be accurate, complete or timely. Neither Morningstar nor its content providers are responsible for any damages or losses arising from any use of this information. Deutsche Bank takes no responsibility for the Morningstar rating. Past performance is no guarantee of future results.

Registered Countries (R1D-U Share Class)

Austria, France, Germany, Luxembourg, Spain, Switzerland, UK

Dividend History

Dividends	Apr 18	Apr 17	Apr 16	Apr 15	Apr 14	Apr 13
CROCI US Dividends R1D-U (\$)	1.99	3.24	2.44	1.98	2.70	0.54

Important Notice

Investments in funds involve numerous risks including, among others, general market risks, credit risks, foreign exchange risks, interest rate risks and liquidity risks.

Key risk factors to consider before investing:

- The value of an investment in a fund may go down as well as up and can result in losses, up and including a total loss of the amount initially invested.
- Past performance is not a reliable indicator of future results.
- Movements in exchange rates can impact the value of your investment. If the currency of your country of residence is different from the currency in which the underlying investments of the fund are made, the value of your investment may increase or decrease subject to movements in exchange rates.
- The Strategy has been built on the premise that stocks with lower CROCI Economic P/E ratios may outperform stocks with higher CROCI Economic P/E ratios over time. Such a premise may not be correct and prospective investors should evaluate this assumption prior to investing.

Other important information

The registered office of DB Platinum (RCS no.: B-104.413), a company registered in Luxembourg, is located at 11-13, Boulevard de la Foire, L-1528 Luxembourg, Luxembourg, and is registered as an undertaking for collective investment pursuant to Part I of the law of 17 December 2010 and therefore qualifies as a UCITS under all relevant laws and regulations. Deutsche Asset Management S.A. acts as the management company. Investors should be aware that DB may from time to time own interests in the Fund which may represent a significant amount or proportion of the overall investor holdings in the Fund. Investors should consider what possible impact such holdings, or any disposal thereof, by DB may have on them.

This document does not create any legally binding obligations on the part of Deutsche Asset Management (UK) Limited and/or its affiliates ("DeAM"). Without limitation, this document does not constitute investment advice and does not constitute an offer or recommendation to enter into any transaction. It is not intended for distribution or use by any person or entity who is a citizen or resident of or located in any jurisdiction where such distribution, publication or use would be prohibited. The Fund may neither be offered for sale nor sold in the USA, to US Persons or persons residing in the USA. Please refer to the relevant fund's full prospectus and the relevant Key Investor Document for more information on the Fund which is available in English on request or on systematic.dws.com.

The information contained in this document is believed to be correct, complete and accurate and every effort has been made to represent accurate information. However, no representation or warranty, expressed or implied, is made as to the accuracy, completeness or correctness of the information contained in this document. DeAM assumes no responsibility or liability for any errors or omissions with respect to this information. The information contained in this document is provided for information purposes only. In the case of any inconsistency with the relevant prospectus of a product, the latest version of the prospectus shall prevail. Issued in the UK by Deutsche Asset Management (UK) Limited. Deutsche Asset Management (UK) Limited is regulated and authorised by the Financial Conduct Authority.

Additional information for investors in Switzerland

The Representative in Switzerland is Deutsche Asset Management Schweiz AG, Hardstrasse 201 and the Paying Agent in Switzerland is Deutsche Bank (Suisse) S.A., Place des Bergues 3, 1201 Geneva and its branches in Zurich and Lugano.

The prospectus, key investor information, articles of association, annual and semi-annual reports are all available in German language from the Representative in printed form free of charge or in electronic form from the website systematic.dws.com.

© Deutsche Asset Management (UK) Limited 2018, As at: 31 May 2018