

# GAM Multibond - Asian Income Bond

## GAM Asian Income Bond

### Share Class A / Currency CHF

Marketing Material - Data as of 30.06.2022

NAV per share CHF 64.85




#### Fund description

**Investment objective:** The fund seeks to deliver a high steady income from the bonds of companies based predominately in Asia. The fund is actively managed and provides access to the strongly growing segment of corporate bonds in Asia, which offers attractive yields but can be more volatile than traditional developed market corporate bonds. As such, the fund is most suitable to investors with a medium to long term investment horizon.

**Opportunities:** The fund invests in a broadly diversified bond universe and seeks various opportunities for returns. A highly qualified and experienced management actively manages the fund on the basis of a fundamental valuation approach. The objective is to identify the potential investments that, in the Investment manager's opinion, are attractive and could generate positive opportunities for investors. The fund gives investors easy access to the emerging markets. Many of these countries may offer attractive potential returns in various asset classes. The fund invests broadly across various bond categories, currencies and countries, in accordance with its flexible investment strategy. The fund gives investors easy access to emerging markets corporate bonds, which may offer attractive potential returns in various countries and sectors.

**Risk factors:** **Credit Risk / Debt Securities:** Bonds may be subject to significant fluctuations in value. Bonds are subject to credit risk and interest rate risk. **Credit Risk / Non-Investment Grade:** Non-investment grade securities, which will generally pay higher yields than more highly rated securities, will be subject to greater market and credit risk, affecting the performance of the Fund. **Interest Rate Risk:** A rise or fall in interest rates causes fluctuations in the value of fixed income securities, which may result in a decline or an increase in the value of such investments. **Currency Risk:** The value of investments in assets that are denominated in currencies other than the base currency will be affected by changes in the relevant exchange rates which may cause a decline. **Capital at Risk:** All financial investments involve an element of risk. Therefore, the value of the investment and the income from it will vary and the initial investment amount cannot be guaranteed. **Market Risk / Emerging Markets:** Emerging markets will generally be subject to greater political, market, counterparty and operational risks. **Counterparty Risk / Derivatives:** If a counterparty to a financial derivative contract were to default, the value of the contract, the cost to replace it and any cash or securities held by the counterparty to facilitate it, may be lost. **Complex Financial Instruments:** The Fund invests in complex financial instruments (e.g. derivatives), the value of which is connected to underlying assets. Certain of these financial instruments may produce a leverage effect which may have a sharp impact on the Fund's net asset value.

#### Risk profile



#### Fund facts

**Fund management company** GAM (Luxembourg) S.A.  
**Investment management company** GAM International Management Limited, GAM Investment Management (Switzerland) AG, GAM USA Inc.  
**Fund managed by** GAM Credit Team  
**Legal structure** SICAV under Luxembourg law  
**Domicile** Luxembourg  
**Benchmark** J.P. Morgan Asian Credit Index (JACI) Hedged in CHF  
**Inception date of the fund** 28.08.2012  
**Inception date of the class** 14.11.2019  
**Total fund assets** CHF 12.21 m  
**Base currency of the class** CHF  
**Currency hedging** hedged against base currency  
**Min investment of the class** n.a.  
**Management fee** 1.20%  
**Ongoing charge** 1.40% as at 31.12.2021  
**ISIN** LU0784393430  
**Valoren** 18614209  
**WKN** A1J06M

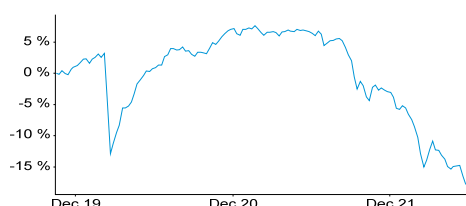
#### Share class performance

	YTD	1M	3M	1Y	3Y	5Y	Since launch	3Y	5Y	Since launch
Fund	-16.15	-4.14	-7.29	-23.46	n.a.	n.a.	-18.58	n.a.	n.a.	-7.53
Benchmark	-11.50	-2.43	-5.25	-14.00	n.a.	n.a.	-10.38	n.a.	n.a.	-4.09

	2017/ 2018	2018/ 2019	2019/ 2020	2020/ 2021	2021/ 2022
Fund	-4.09	3.67	n.a.	5.75	-23.46
Benchmark	-3.23	6.99	n.a.	2.60	-14.00

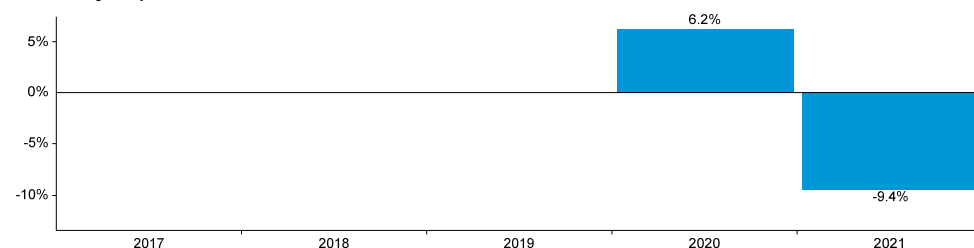
#### Performance - % Growth



#### Statistics

Average maturity in years n.a.  
 Modified duration n.a.  
 Yield to maturity (nominal) (%) n.a.

#### Calendar year performance



#### Contact details

GAM (Luxembourg) S.A.  
 Grand-Rue 25  
 1661 Luxembourg  
 Tel: +352 26 48 44 01

#### Key to charts and tables:

Fund: GAM Asian Income Bond - Share class A / Currency CHF; Benchmark: J.P. Morgan Asian Credit Index (JACI) Hedged in CHF

Change of name: GAM Multibond - Emerging Markets Corporate Bond, as of 14.11.2019 GAM Multibond - Asian Income Bond. As of 14.11.2019, the GAM Multibond - Emerging Markets Corporate Bond has been repositioned into the GAM Multibond - Asian Income Bond.

The investment policy and process have been adapted accordingly. The values "since launch" are related to the 14.11.2019 (start date)

Past performance is not an indicator of future performance and current or future trends. The performance values refer to the net asset value and are calculated without the commission and costs incurred on issue, redemption or swapping (e.g. transaction and custody costs of the investor). The fund does not include the security of capital which is characteristic of a deposit with a bank or building society. The indications are based on figures denominated in CHF. If this currency is different from the currency of the country in which the investor is resident, the return may increase or decrease as a result of currency fluctuations.

#### Asset allocation

##### Largest positions

Security	Interest rate (%)	Country	%
KDB 3 1/8 06/07/25	3.125	KR	3.84
PERTIJ 5 5/8 05/20/43	5.625	ID	3.61
Alibaba Group Holding Ltd	4.400	CN	3.21
INDON 4 1/8 01/15/25	4.125	ID	3.15
GENMMK 3.882 04/19/31	3.882	MY	3.14
Total			16.95

##### Structure by sector

Financial	16.8 %
Real Estate	10.2 %
Consumer	9.9 %
Utilities	8.0 %
Industrial	7.7 %
TMT	7.4 %
Infrastructure	7.3 %
Sovereign	7.3 %
Others	25.4 %

## Glossary

**Alpha (Jensen's):** Jensen's Alpha measures the performance of an investment (fund) in relation to its benchmark. A positive alpha means that the value of the fund has generated a higher return than the benchmark.

**Benchmark:** an index that can be used by an investment fund as the basis of comparison for assessing the performance achieved.

**Beta:** a measure of the volatility of the performance of an investment relative to the performance of the underlying market. An investment with a beta of 1 indicates that its performance will move up or down in line with the performance of the market. An investment with a beta of more than 1 means that its performance rises and falls more than that of the market; beta of less than 1 means that its performance rises and falls less than that of the market.

**Correlation:** a statistic measurement which shows the linear relationship (or degree of parallel movement) between two series of figures, for example the performance of two equity investments.

**Information ratio:** the information ratio expresses the ratio of additional returns generated to the extra risk involved. The value generated can be used to evaluate active management.

**Modified duration:** a risk indicator that measures the effect of price fluctuations on a bond issue or a portfolio of bond issues.

**Ongoing charge:** the ongoing charge is a measure of the annual expenses incurred by a fund and is expressed as a percentage. It allows an accurate comparison of the costs of funds from different companies to be made.

**Risk rating:** the risk indicator is based on the volatility of the Fund's performance over the last 5 years. Where 5 years' performance history is not available the data is supplemented by proxy fund, benchmark data or a simulated historical series as appropriate. This profile is determined using historical data, as such may not be a reliable indication for the future risk profile. It is not guaranteed and may shift over time. The lowest category does not mean 'risk free'.

**Sharpe ratio:** the Sharpe ratio (risk-adjusted performance) is generated by calculating the difference between the average annualised return and the risk-free return. The resulting figure is divided by the annualised standard deviation of the returns. The higher the Sharpe ratio, the better the fund performance in relation to the risk potential of its portfolio.

**Tracking error:** the tracking error measures the divergence between the return of a fund in relation to its benchmark.

**Volatility:** a risk indicator demonstrating the fluctuation range (for example of the price or return of a security or fund unit) over a defined period; volatility is most often calculated using standard deviation. The higher the volatility, the greater the fluctuation range.

**Yield to maturity:** the yield to maturity is the average yield generated by an investment each year if it is held until expiry.

## Important legal information

Source: GAM, unless otherwise stated. (Where applicable and, unless otherwise noted, performance is shown net of fees, on a NAV to NAV basis). GAM has not independently verified the information from other sources and GAM gives no assurance, expressed or implied, as to whether such information is accurate, true or complete.

This document is not intended for distribution to or use by persons or entities with nationality of or with their residence, domicile or registered office in a State or Country in which such distribution, publication, making available or use is contrary to laws or other regulations. The responsibility for the further use of fund descriptions contained in this document lies solely with the intermediary.

Nothing contained herein constitutes investment, legal, tax or other advice, nor is it to be solely relied on in making an investment or other decision. This document qualifies as marketing material.

The views expressed herein are those of the manager at the time and are subject to change. **The price of shares may go down as well as up and the price will depend on fluctuations in financial markets outside GAM's control. As a result an investor may not get back the amount invested. Past performance is not indicative of future performance and reference to a security is not a recommendation to buy or sell that security. Allocations and holdings are subject to change.**

This document is a mere advertisement and not an invitation to invest in any GAM product or strategy. Investments should only be made after a thorough reading of the current prospectus, the collective investment agreement (contractual funds), the articles of association/investment regulations/company agreement (corporate funds), the Key Investor Information Document ("KIID", "BIB" or similar) and the current annual and semi-annual reports (the "legal documents"), as well as after consulting an independent finance and tax specialist. The legal documents can be obtained in hard copy and free of charge from the addresses indicated below.

Some of the sub-funds may not be registered for sale in all jurisdictions. Therefore, no active marketing must be carried out for them. Subscriptions will only be received and shares or units issued on the basis of the current fund prospectus.

Shares of the fund have not been registered under the US Securities Act of 1933, as amended (the "Securities Act") and the fund is not registered under the US Investment Company Act of 1940, as amended (the "Company Act"). Accordingly, such shares may not be offered, sold or distributed in the United States or to US persons unless an exemption from registration under the Securities Act and the Company Act is available. In addition, certain GAM products are closed to all US investors.

This material/presentation mentions one or several sub-funds of GAM Funds domiciled in Luxembourg, registered office at 25, Grand-Rue, L-1661 Luxembourg, each an umbrella investment company with variable capital and segregated liability between the sub-funds, incorporated under the laws of Luxembourg and authorised by the CSSF as a UCITS Fund in accordance with the Directive 2009/65/EC. Management Company is GAM (Luxembourg) S.A., 25, Grand-Rue, L-1661 Luxembourg.

**AUSTRIA:** The legal documents in English and the KIID in German can be obtained free of charge, from the Paying Agent in Austria, Erste Bank der oesterreichischen Sparkassen AG, Graben 21, A-1010 Vienna or on the internet at [www.gam.com](http://www.gam.com).

**BULGARIA:** The English version of the prospectus and the Bulgarian version of the KIID can be obtained, free of charge, on the internet at [www.gam.com](http://www.gam.com).

**CHILE:** The fund is registered with the CCR for pension fund purposes only. The Fund can otherwise not be the subject of a public offer in Chile.

**CYPRUS:** The English version of the prospectus and the KIID can be obtained, free of charge, on the internet at [www.gam.com](http://www.gam.com) or from the representative in Cyprus: Cyprus Development Bank Public Company Ltd, 50 Arch. Makarios III Ave., 1508 Nicosia, Cyprus.

**DENMARK:** This document is destined exclusively for professional or institutional investors in Denmark and shall not be passed on to third parties. Particularly, this document shall not be used as advertising material for distribution to retail investors or any other kind of public offering of the funds, their sub-funds or share categories. The English version of the prospectus, the articles of association and the most recent published annual- and semi-annual report, as well as the Danish version of the KIID, can be obtained free of charge on the internet at [www.gam.com](http://www.gam.com).

**ESTONIA:** The English version of the prospectus and the Estonian version of the KIID can be obtained free of charge from the distributor: Swedbank, AS, Liivalaia 8, EE-15040 Tallinn or at [www.gam.com](http://www.gam.com).

**FINLAND:** The English version of the prospectus and the Finnish version of the KIID can be obtained, free of charge, on the internet at [www.gam.com](http://www.gam.com).

**FRANCE:** The prospectus, the annual report and the most recent half-yearly report in English and the KIID in French can be obtained free of charge from the centralising agent in France, CACEIS Bank, 1-3, place Valhubert – 75013 Paris or on the internet at [www.gam.com](http://www.gam.com).

**GERMANY:** The legal documents in English and the KIID in German can be obtained free of charge, from the information agent GAM (Luxembourg) S.A. - Zweigniederlassung Deutschland, Bockenheimer Landstr. 51-53 60325 Frankfurt am Main or on the internet at [www.gam.com](http://www.gam.com). Paying Agent is DekaBank Deutsche Girozentrale, Hahnstrasse 55, D-60528 Frankfurt am Main.

**ICELAND:** The English version of the prospectus and the Icelandic version of the KIID can be obtained, free of charge, on the internet at [www.gam.com](http://www.gam.com).

**IRELAND:** The legal documents can be obtained in English, free of charge, from GAM Fund Management Limited, Dockline, Mayor Street, IFSC, Dublin, on the internet at [www.gam.com](http://www.gam.com).

**ITALY:** This document is destined exclusively for internal use by intermediaries appointed by GAM and/or institutional or qualified investors and shall not be passed on to third parties. Particularly, this document shall not be used as advertising material for public distribution or any other kind of public offering of the funds, their sub-funds or share categories. The Prospectus, the Key Investor Information Document – KIID, the annual, the semi-annual reports as well as the subscription form and the Italian distribution partners' list of each subfund are not included in the above mentioned restriction. The English version of the prospectus and the Italian version of the KIID can be obtained, free of charge, on the internet at [www.gam.com](http://www.gam.com).

**LATVIA:** The English version of the prospectus and the Latvian version of the KIID can be obtained free of charge from the authorized representative: Swedbank AS, Balasta dambis 1a, LV-1048 Riga or at [www.gam.com](http://www.gam.com)

**LIECHTENSTEIN:** The legal documents in English and the KIID in German, can be obtained free of charge from the paying agent Liechtenstein LGT Bank AG, Herrengasse 12, FL-9490 Vaduz or on the internet at [www.gam.com](http://www.gam.com).

**LITHUANIA:** The English version of the prospectus and the Lithuanian version of the KIID can be obtained free of charge from the authorized representative: Swedbank AB, Konstitucijos pr. 20A, LT - 03502 Vilnius or at [www.gam.com](http://www.gam.com).

**LUXEMBOURG:** The legal documents in English can be obtained free of charge, from GAM (Luxembourg) SA or on the internet at [www.gam.com](http://www.gam.com).

**NETHERLANDS:** The English version of the prospectus and the Dutch version of the KIID can be obtained free of charge on the internet at [www.gam.com](http://www.gam.com).

**NORWAY:** The English version of the prospectus and the Norwegian version of the KIID can be obtained, free of charge, on the internet at [www.gam.com](http://www.gam.com).

**PORTUGAL:** The English version of the prospectus and the Portuguese version of the KIID can be obtained, free of charge, on the internet at [www.gam.com](http://www.gam.com).

**SPAIN:** The legal documents can be obtained in English, respectively for the KIID in Spanish, free of charge, from the Paying Agent in Spain, ATL 12 Capital Inversiones A.V., S.A., Montalbán 9, 28014 Madrid or on the internet at [www.gam.com](http://www.gam.com).

**SWEDEN:** The English version of the prospectus and the Swedish version of the KIID can be obtained free of charge from the Paying Agent, MFEX Mutual Funds Exchange AB, Linnégatan 9-11, SE-114 47 Stockholm or on the internet at [www.gam.com](http://www.gam.com).

**SWITZERLAND:** The legal documents can be obtained in German, free of charge, from the Swiss Representative: GAM Investment Management (Switzerland) Ltd., Hardstrasse 201, Postfach, CH-8037 Zurich or on the internet at [www.gam.com](http://www.gam.com). Paying Agent is State Street Bank International GmbH, Munich, Zurich Branch, Beethovenstrasse 19, CH-8027 Zurich

**UNITED KINGDOM:** As far as UCITS described herein are recognised schemes under section 264 of the Financial Services and Markets Act 2000: Copies of the legal documents can be obtained in English, free of charge, from the Facilities Agent GAM Sterling Management Limited, 8 Finsbury Circus, London EC2M 7GB (authorised and regulated by the FCA) or on the internet at [www.gam.com](http://www.gam.com). Investments in the funds are not protected by the Financial Services Compensation Scheme.

**HONG KONG:** In Hong Kong, this material is restricted to professional investors (as defined in the Securities and Futures Ordinance (Cap 571)) only.

**JAPAN:** In Japan, the funds mentioned herein are not registered for public sale or private placement (except for some of the funds, if applicable) pursuant to the Law on Investment Trusts and Investment Companies and shall not be disclosed publicly pursuant to the Financial Instruments and Exchange Law (the "FIEL"). Therefore, none of the Shares of the funds mentioned herein may be solicited in Japan or to residents in Japan. This material is intended for circulation to professional, institutional and/or qualified investors only. Any person in receipt of this material is not allowed to distribute it to residents in Japan nor communicate to residents in Japan about the funds mentioned herein.

**SINGAPORE:** In Singapore, this material is limited to institutional investors (as defined in the Securities and Futures Act (Cap.289)) ('SFA') only and does not constitute to an offer to subscribe for shares in any of the funds mentioned herein. (Fund not registered)

OR for restricted recognized schemes:

In Singapore, shares of the fund may only be offered to institutional and accredited investors (as defined in the Securities and Futures Act (Cap.289)) ('SFA') and this material is limited to the investors in those categories. (Fund REGISTERED)

**ASIA PACIFIC:** In other countries in Asia Pacific, this material should only be distributed in accordance with the applicable laws in the relevant jurisdiction.

**ISRAEL:** No action has been or will be taken in Israel that would permit an offering of the products or a distribution of this marketing document to the public in Israel. In particular, the marketing document had not been reviewed or approved by the Israeli Security Authority. Accordingly, this marketing document may be used to offer or sell any products directly or indirectly only to investors of the type listed in the First Supplement to the Israeli Securities Law, 1968, and for that purpose only. This marketing document may not be reproduced or used for any other purpose, nor be furnished to any other person other than those to whom copies have been sent. Any offeree who purchases the product is purchasing it according to its own understanding, for its own benefit and on its own account and with no aim or intention of distributing or offering it to other parties. Any offeree who purchases the product has such knowledge, expertise, and experience in financial and business matters as to be capable of evaluating the risks and merits of an investment in the product. Nothing in this marketing document should be considered Investment Advice or Investment Marketing, as defined in the Regulation of Investment Advice, Investment Marketing and Portfolio Management Law, 1995.

Within the UK, this material has been issued and approved by GAM London Ltd, 8 Finsbury Circus, London EC2M 7GB, authorised and regulated by the Financial Conduct Authority.

The Management Company may decide to terminate the marketing arrangements made for the fund(s) in accordance with Article 93a of Directive 2009/65/EC / Article 32a of Directive 2011/61/EU (as applicable).  
A summary of shareholder rights can be obtained, free of charge, on the internet: [www.gam.com/en/policies-and-disclosures](http://www.gam.com/en/policies-and-disclosures).