

Invesco Japanese Equity Core Fund

A (USD Hgd)-Acc Shares

30 September 2018

This marketing document is exclusively for use by Qualified Investors in Switzerland, Professional Clients in Continental European countries as defined in the important information section and Professional Clients in Cyprus. This document is not for consumer use, please do not redistribute.
This document may also be used by financial intermediaries in the United States as defined in the important information section.

Summary of fund objective

The Fund aims to achieve capital growth by investing primarily in shares of companies in Japan. For the full objectives and investment policy please consult the current prospectus.

Key facts



Paul Chesson
 Henley -on- Thames
 Managed fund since
 March 1997



Tony Roberts
 Henley -on- Thames
 Managed fund since
 December 2009

Share class launch

27 June 2012

Original fund launch ¹

26 November 1991

Legal status

Mutual Fund - Irish Unit Trust authorised as UCITS

Share class currency

USD

Share class type

Accumulation

Fund size

JPY 22.48 bn

Reference index

TOPIX Index-TR

Bloomberg code

INJPAUH ID

ISIN code

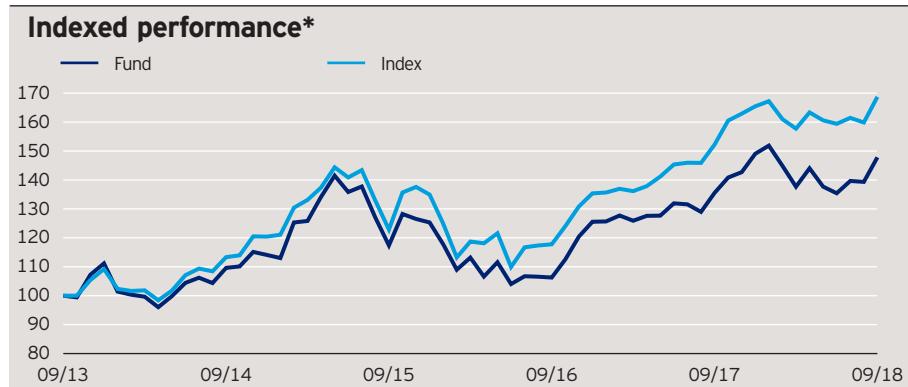
IE00B79Y1J76

Settlement date

Trade Date + 3 Days

Quarterly fund commentary

The fund will be merged from an Irish to a Luxembourg-domiciled fund vehicle on 5 October 2018. Japan's equity market ended the third quarter higher, shrugging off concerns about the outlook for the Chinese economy amid escalating trade tensions with the US. Japanese companies delivered solid earnings results, maintaining recent positive growth momentum. Weakness in the yen - on the prospect of further rises in US interest rates and the Bank of Japan's continued commitment to keeping monetary policy loose - raised expectations for corporate earnings growth and helped lift the broader market. Prime Minister Shinzo Abe won a third term as leader of the Liberal Democratic Party. Meanwhile, Japan and the US agreed to start trade negotiations, with the announcement that there would be no additional tariffs on imported automobiles, at least for now. The fund has a bias towards more economically sensitive areas of the market, including manufacturers, oil companies and exporters, as well as exposure to more domestically driven sectors, with significant positions in banks and real estate companies. We have continued to take profits from recent outperformers, preferring instead to add to positions in areas of the markets which are sensitive to global growth. This is where we are able to find the most attractive valuations, which stand in marked contrast to more growth oriented areas of the market, where we believe valuations in many cases look stretched.



The performance period shown here starts on the last day of the first indicated month and ends on the last day of the last indicated month.

Cumulative performance*

in %	YTD	1 month	1 year	3 years	5 years
Fund	-0.83	6.09	9.07	25.95	47.83
Index	1.98	5.55	10.84	37.33	68.74

Calendar year performance*

in %	2013	2014	2015	2016	2017
Fund	57.59	2.64	9.83	0.20	18.71
Index	54.41	10.27	12.06	0.31	22.23

Standardised rolling 12 month performance*

in %	30.09.13	30.09.14	30.09.15	30.09.16	30.09.17
Fund	9.61	7.09	-9.46	27.54	9.07
Index	13.32	8.42	-4.15	29.27	10.84

Past performance is not a guide to future returns. The performance shown does not take account of the commissions and costs incurred on the issue and redemption of units.

*Source: © 2018 Morningstar. Indexed performance: Performance of an investment of 100 in share class currency. Gross income re-invested to 30 September 2018 unless otherwise stated. The figures do not reflect the entry charge payable by individual investors. All performance data on this factsheet is in the currency of the share class, apart from the index performance which is shown in JPY. Reference Index Source: Factset.

Invesco Japanese Equity Core Fund

A (USD Hgd)-Acc Shares

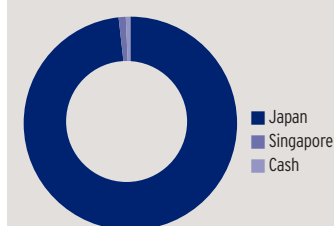
30 September 2018

Top 10 holdings*

(total holdings: 38)

Holding	Sector	%
Sumitomo Mitsui Financial	Banks	6.3
Mitsubishi UFJ Financial	Banks	6.3
Honda Motor	Automobiles	6.2
Inpex	Oil, Gas & Consumable Fuels	6.0
Sumitomo Mitsui Trust	Banks	5.3
Toyota Motor	Automobiles	5.0
Mitsubishi Estate	Real Estate Management & Development	4.6
Minebea	Machinery	4.5
Hitachi Metals	Metals & Mining	4.2
Japan Post	Insurance	4.0

Geographical weightings of the fund in %*



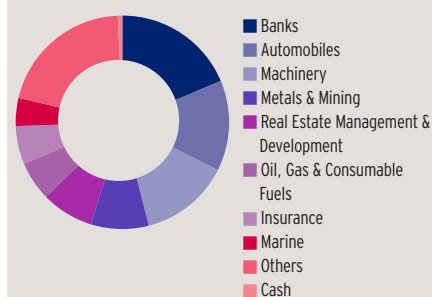
Geographical weightings*

	in %
Japan	98.2
Singapore	1.1
Cash	0.7

Sector weightings*

	in %
Banks	18.7
Automobiles	13.7
Machinery	13.6
Metals & Mining	8.7
Real Estate Management & Development	7.9
Oil, Gas & Consumable Fuels	6.0
Insurance	5.8
Marine	4.2
Others	20.6
Cash	0.7

Sector weightings of the fund in %*



Financial characteristics*

Average weighted market capitalisation	USD 33.89 bn
Median market capitalisation	USD 7.64 bn

NAV and fees***

Current NAV

USD 256.93

12 month price high

USD 275.40 (23/01/2018)

12 month price low

USD 229.62 (05/07/2018)

Minimum investment ²

USD 1,500

Entry charge

Up to 5.00%

Annual management fee

1.5%

Ongoing charges

1.96% (31/07/2017)

Source: *Invesco. Portfolio weightings and allocations are subject to change. The weightings for each breakdown are rounded to the nearest tenth or hundredth of a percent; therefore, the aggregate weights for each breakdown may not equal 100%. ***A 1 for 10 share consolidation (reverse stock split) came into effect on 12 September 2016 and the NAV increased proportionately. Where the price shown is for a date prior to 12 September for meaningful comparisons the price has been multiplied by 10.

Invesco Japanese Equity Core Fund

A (USD Hgd)-Acc Shares

30 September 2018

Risk Warnings

The value of investments and any income will fluctuate (this may partly be the result of exchange rate fluctuations) and investors may not get back the full amount invested.

Important Information

¹The Original Fund Launch date shown herein is different from the fund launch date shown in the KIID, as it indicates the launch date of a previous fund that was merged into the fund shown and therefore the track record starts with this previous fund. Further information can be found on our website: www.invescoeurope.com.

²The minimum investment amounts are: USD 1,500 / EUR 1,000 / GBP 1,000 / CHF 1,500 / SEK 10,000. Please contact us or refer to the most up to date Prospectus for details of minimum investment amounts in other currencies.

This marketing document is exclusively for use by Professional Clients in Continental Europe and Cyprus and Qualified Investors in Switzerland. This document is not for consumer use, please do not redistribute. For the purpose of the distribution of this document Continental Europe is defined as Austria, Switzerland, Germany, Spain, Finland, France, Luxembourg, Netherlands, Norway, Sweden. Data as at 30 September 2018, unless otherwise stated. This document is marketing material and is not intended as a recommendation to invest in any particular asset class, security or strategy. Regulatory requirements that require impartiality of investment/investment strategy recommendations are therefore not applicable nor are any prohibitions to trade before publication. The information provided is for illustrative purposes only, it should not be relied upon as recommendations to buy or sell securities. By accepting this document, you consent to communicate with us in English, unless you inform us otherwise.

The performance data shown relates to a past period. Past performance is not a guide to future returns. Where individuals or the business have expressed opinions, they are based on current market conditions, they may differ from those of other investment professionals and are subject to change without notice and are not to be construed as investment advice. This marketing document is not an invitation to subscribe for shares in the fund and is by way of information only, it should not be considered financial advice. This does not constitute an offer or solicitation by anyone in any jurisdiction in which such an offer is not authorised or to any person to whom it is unlawful to make such an offer or solicitation. Persons interested in acquiring the fund should inform themselves as to (i) the legal requirements in the countries of their nationality, residence, ordinary residence or domicile; (ii) any foreign exchange controls and (iii) any relevant tax consequences. As with all investments, there are associated risks. This document is by way of information only. Asset management services are provided by Invesco in accordance with appropriate local legislation and regulations. The fund is available only in jurisdictions where its promotion and sale is permitted. Not all share classes of this fund may be available for public sale in all jurisdictions and not all share classes are the same nor do they necessarily suit every investor. Fee structure and minimum investment levels may vary dependent on share class chosen. Please check the most recent version of the fund prospectus in relation to the criteria for the individual share classes and contact your local Invesco office for full details of the fund registration status in your jurisdiction. Any scheme provided by the Cyprus regulatory system, for the protection of retail clients, does not apply to offshore investments. Compensation under any such scheme will not be available. The Invesco Japanese Equity Core Fund is subject to the provisions of the European Directive 2009/65/EC. Forecasts are not reliable indicators of future performance. The ongoing charges figure is based on annualised expenses for the period ending 31/07/2017. This figure may vary from year to year. It excludes portfolio transaction costs except in the case of an entry or exit charge paid by the Fund when buying or selling shares/units in another fund. For more information on our funds, please refer to the most up to date relevant fund and share class-specific Key Investor Information Documents, the latest Annual or Interim Reports and the latest Prospectus, and constituent documents. This information is available using the contact details of the issuer and is without charge. Further information on our products is available using the contact details shown. Subscriptions of shares are only accepted on the basis of the most up to date legal offering documents. The legal offering documents (fund & share class specific Key Investor Information Document, prospectus, annual and semi-annual reports, articles and trustee deed) are available free of charge with your local Invesco representative or on our website www.invescoeurope.com.

© 2018 Morningstar. All rights reserved. The information contained herein: (1) is proprietary to Morningstar and/or its content providers; (2) may not be copied or distributed; and (3) is not warranted to be accurate, complete or timely. Neither Morningstar nor its content providers are responsible for any damages or losses arising from any use of this information.

Additional information for Financial Intermediaries in the United States: This document is intended for distribution to US financial intermediaries for informational purposes and in relation to their activities with offshore clients only. The Funds are not registered under any US securities law, and may not be offered or sold directly or indirectly in the US, its territories or possessions, nor to any US persons, citizens or residents. The Fund must not be marketed on US soil. This does not constitute a recommendation of any investment strategy or product for a particular investor. Investors should consult a financial professional before making any investment decisions. Issued in the US by Invesco Distributors, Inc., 11 Greenway Plaza, Suite 1000, Houston, Texas 77046, USA. Invesco Distributors, Inc. is the appointed US sub-distributor of the Invesco Funds, SICAV or Invesco Fund Series 1-6. All entities are indirect, wholly owned subsidiaries of Invesco Ltd.

Invesco Japanese Equity Core Fund

A (USD Hgd)-Acc Shares

30 September 2018

Important Information

Additional information for Austria: Issued in Austria by Invesco Asset Management Österreich - Zweigniederlassung der Invesco Asset Management Deutschland GmbH, Rotenturmstrasse 16 - 18, 1010 Vienna as well as at Erste Bank der oesterreichischen Sparkassen AG, Graben 21, A-1010 Vienna acting as paying agent for funds registered for sale in Austria.

Additional information for Cyprus: Issued in Cyprus by Invesco Asset Management S.A. 18, rue de Londres, F-75009 Paris. Authorised and regulated by the Autorité des marchés financiers in France.

Additional information for Finland: Issued in Finland by Invesco Asset Management S.A., 16-18 rue de Londres, 75009 Paris, France.

Additional information for France: Issued in France by Invesco Asset Management S.A., 16-18 rue de Londres, 75009 Paris, France.

Additional information for Germany: Issued in Germany by Invesco Asset Management Deutschland GmbH, An der Welle 5, 60322 Frankfurt am Main, Germany.

Additional information for Luxembourg: Issued in Luxembourg by Invesco Asset Management SA, 16-18 rue de Londres, 75009 Paris, France.

Additional information for Netherlands: Issued in Netherlands by Invesco Asset Management S.A. Dutch Branch, Vinoly Building, Claude Debussylaan 26, 1082 MD Amsterdam, The Netherlands, www.invesco.nl.

Additional information for Norway: Issued in Norway by Invesco Asset Management S.A., 16-18 rue de Londres, 75009 Paris, France.

Additional information for Spain: Issued in Spain by Invesco Asset Management S.A., Sucursal en España, C/ Goya 6 - 3º, 28001 Madrid, Spain.

Additional information for Sweden: Issued in Sweden by Invesco Asset Management S.A., Swedish Filial, Convendum, Jakobsbergsgatan 16, 111 43 Stockholm, Sweden.

Additional information for Switzerland: Issued in Switzerland by Invesco Asset Management (Schweiz) AG, Talacker 34, CH-8001 Zurich, who acts as representative for the funds distributed in Switzerland. Paying agent for the funds distributed in Switzerland: BNP PARIBAS SECURITIES SERVICES, Paris, succursale de Zurich, Selnaustrasse 16, CH-8002 Zurich. The legal offering documents are available free of charge at our website and local language from the issuer of this document. The fund is domiciled in Ireland.