

Factsheet

Bellevue Funds (Lux) | Share class I GBP

Investment Company with Variable Capital (SICAV) according to Luxembourg Laws – UCITS
Marketing document - For professional investors: AT, CH, DE, ES, LU, HK

Investment focus

The fund's aim is to achieve capital growth in the long term. The fund invests primarily in listed companies operating out of the emerging markets of Africa. These are mainly countries in Northern Africa and the Sub-Sahara that are benefiting from progressive structural change, economic reforms, infrastructure investment and their bountiful natural resources. They also offer largely untapped investment potential. The fund additionally invests in attractive opportunities in South Africa. Experienced emerging market experts, some of whom are from the region itself, focus on profitable large and mid cap companies that stand to benefit from the region's strong growth momentum. Using a fundamental bottom-up and top-down approach the investment specialists screen out the most attractive companies and construct a portfolio containing 50 to 70 stocks, broadly diversified across the various countries and sectors. The fund takes ESG factors into consideration while implementing the aforementioned investment objectives.

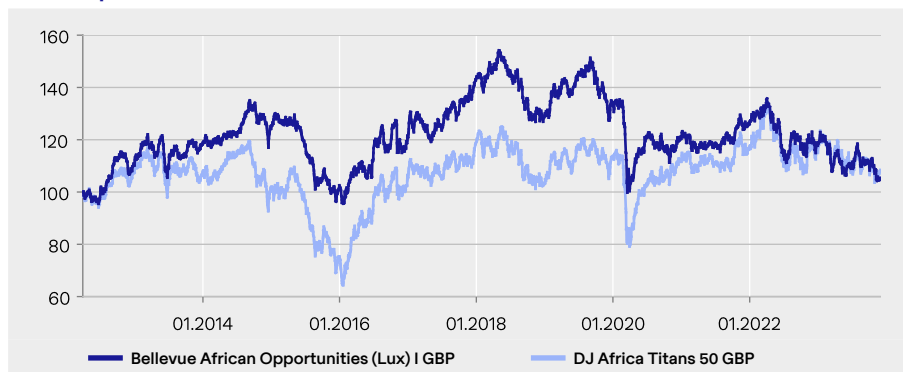
Fund facts

NAV	131.82
Volume	GBP 31.0 mn
NAV-calculation	Daily "Forward Pricing"
Cut off time	15:00 CET
Distribution policy	Accumulating
Investment manager	Bellevue Asset Management AG
Custodian	CACEIS Investor Services Bank, Luxembourg
Launch date	30.03.2012
Fiscal year end	30.06
Benchmark	DJ Africa Titans 50
ISIN code	LU0767971376
Valor	18316468
Bloomberg	BBAFOIG LX
WKN	A1JWEC
Management fee	0.90%
Performance fee	none
Subscription fee	up to 5%
Min. investment	n.a.
Legal entity	Luxembourg UCITS V SICAV
Countries of distribution	AT, CH, DE, ES, HK, LU
EU SFDR 2019/2088	Article 8

Key figures

Beta	0.67
Correlation	0.85
Volatility	12.3%
Tracking Error	8.35
Active Share	42.52
Sharpe Ratio	-0.22
Information Ratio	-0.53
Jensen's Alpha	-3.93

Indexed performance since launch



Cumulative & annualised performance

Cumulative

	1M	YTD	1Y	3Y	5Y	10Y	ITD
I GBP	-1.5%	-10.5%	-14.3%	-9.1%	-19.2%	-9.4%	5.5%
BM	4.7%	-5.7%	-10.0%	0.9%	4.0%	1.1%	8.4%

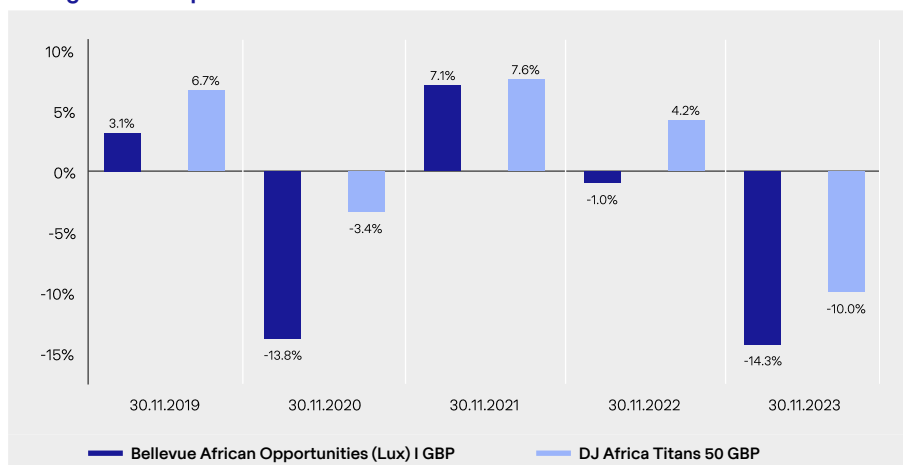
Annualised

	1Y	3Y	5Y	10Y	ITD
I GBP	-14.3%	-3.1%	-4.2%	-1.0%	0.5%
BM	-10.0%	0.3%	0.8%	0.1%	0.7%

Annual performance











	2018	2019	2020	2021	2022	YTD
I GBP	-9.7%	3.1%	-9.4%	4.7%	-6.6%	-10.5%
BM	-12.9%	9.1%	-1.1%	5.0%	-1.9%	-5.7%

Rolling 12-month-performance















Source: Bellevue Asset Management, 30.11.2023; all figures in GBP %, total return / BVI-methodology
Past performance is not a reliable indicator of future results and can be misleading. As the fund is denominated in a currency that may differ than an investor's base currency, changes in the rate of exchange may have an adverse effect on prices and incomes. Performance is shown net of fees and expenses for the relevant share class over the reference period. All performance figures reflect the reinvestment of dividends and do not take into account the commissions and costs incurred on the issue and redemption of shares, if any. Individual costs are not taken into account and would have a negative impact on the performance. With an investment amount of GBP 1,000 over an investment period of five years, the investment result in the first year would be reduced by the front-end load of up to GBP 50 (5%) as well as by additional individual custody charges. In subsequent years, the investment result would also be reduced by the individual custody account costs incurred. The reference benchmark of this class is used for performance comparison purposes only (dividend reinvested). No benchmark is directly identical to a fund, thus the performance of a benchmark is not a reliable indicator of future performance of the fund to which it is compared. There can be no assurance that a return will be achieved or that a substantial loss of capital will not be incurred.















Top 10 positions

USA 0.125% 21-15.01.24 /TBO		9.0%
USA 0.125% 20-15.12.23		7.6%
Ivanhoe Mining		5.6%
B2Gold		5.2%
Attijariwafa Bank		4.5%
Naspers		4.5%
Prosus Bearer		4.5%
Kosmos Energy		4.4%
Commercial International Bank		4.3%
Label Vie		3.6%
Total top 10 positions		53.3%
Total positions		39








Sector breakdown

Materials		25.2%
Fixed Income		19.1%
Financials		17.6%
Consumer Discretion.		8.9%
Energy		5.9%
Communication Services		5.1%
Healthcare		4.2%
Consumer Staples		3.6%
Industrials		3.6%
Real Estate		2.2%
Utilities		1.1%
Cash		3.5%

Geographic breakdown

Morocco		19.0%
South Africa		17.5%
Egypt		11.4%
Ghana		7.7%
United States		7.6%
DR Congo		5.6%
Mali		5.2%
Netherlands		4.5%
Burkina Faso		2.6%
Zambia		2.4%
Kenya		2.2%
Nigeria		1.0%
Others		9.8%
Cash		3.5%

Market cap breakdown

0 - 1 bn		11.3%
1 - 2 bn		12.6%
2 - 5 bn		12.5%
5 - 15 bn		26.9%
15 - 20 bn		5.0%
>20 bn		9.0%
Others		22.7%

Market review

Our regional markets benefited from the global risk-on mood after the US Federal Reserve suggested at the start of the month, that interest rates may have peaked. South Africa and the shares of globally listed mining companies with operations in Africa benefited the most. In particular gold mining names rallied strongly with the sharp rally in gold prices starting mid-month.

The rally in Egypt that started in August and continued in November with the EGX30 up 9.7%. The market was mainly driven upward by index heavyweight Commercial International Bank gaining 27.9% in local currency terms. The bank reported its 2023 Q3 results showing net income for 9M23 up 84% versus the same period last year on strong interest and fee revenues while non-performing loans remained stable. The return on equity (ROE) reached 39% versus 23% in 2022 and the cost to income ratio fell to an all-time low of 15.7% as operational cost growth remained under control despite the inflationary economic environment. Nevertheless, these strong results were not the only reason behind the rally of that stock. As USD liquidity in the local economy is drying up, more economic actors are using the shares to gain access to USD by buying local shares listed in EGP and converting those into the USD quoted GDRs listed in London, selling those for USD. Other signs of the USD liquidity crunch is the black market rate which increased aggressively breaching the 50 EGP/USD mark compared to 30.9 EGP/USD for the official rate. At the levels implied by the black market, the risks on Egypt's external debt sustainability increase substantially.

The Johannesburg Stock Exchange booked a monthly gain of 8.9% in ZAR terms. Interestingly, the ZAR recovery seems to have stalled with the currency losing 1% versus the USD and showing unusually high levels of volatility despite the risk-on environment. The Medium Term Budget Policy Statement by finance minister Godongwana, once again highlighted the macro-economic risks the country is facing with debt projected to peak at much higher levels than previously envisaged and estimates of the 2023/2024 budget deficit revised up substantially to 4.7% of GDP from 3.9%. Austerity promises were doubled down on but they sounded hollow given that elections are due next year. The South African Reserve Bank also appears unconvinced as it warned that the deteriorating fiscal position might lead it to keep policy tighter for longer.

The Moroccan market once again proved it dances on its own tunes, booking a loss of 2% in November despite the global risk-on mood. Attijariwafa Bank booked a solid set of Q3 results with 9M23 earnings up 27% year on year on higher interest income and cost control. Banking stock rallied strongly but it was insufficient to pull the broad market higher.


Both Kenya and Nigeria have currencies that struggle to find an equilibrium level versus the USD after continued devaluations. Nevertheless, their equity markets rallied 3.8% and 3% respectively in local currency, thereby managing to book a comparatively small USD gain.

Positioning & outlook

The impact on the fund of this month's regional markets rally was mitigated by the measures we put in place to exit the Egyptian local equity market given the inability of foreign investors like us to repatriate their funds through official FX channels. We resorted to the transaction mentioned above: we converted a large chunk of our local Commercial International Bank shares into GDRs to sell those for USD. The effective FX rate obtained through this transaction is substantially worse than the official FX rate still used to value the fund's remaining holdings in the country, resulting in a substantial loss. The deteriorating investment environment for foreign investors, that we consistently reacted to by lowering our allocation to the country, and the failure of the government to clearly address those issues, justify in our view such a painful exit. We also took advantage of the global bond rally to reduce our exposure to Egyptian Eurobonds. The fund holds a substantial allocation in cash and US treasuries as we continue to assess our investment opportunities targeting attractive upside and sufficient diversification given the difficult macro-economic environment in the region.

Risk and return profile acc. to SRI

The Fund's investment objective is to generate attractive and competitive long-term capital growth. It is particularly suited to investors with an investment horizon of at least 5 to 7 years who want to diversify their portfolio with investments in emerging market equities. The Fund is exposed to the risks typical of emerging market equity investments.



We have classified this product as risk class 4 on a scale of 1 to 7, where 4 corresponds to a medium risk class. The risk of potential losses from future performance is classified as medium. In the event of very adverse market conditions, it is possible that the ability to execute your redemption request may be impaired. The calculation of the risk and earnings profile is based on simulated/historical data, which cannot be used as a reliable indication of the future risk profile. The classification of the fund may change in future and does not constitute a guarantee. Even a fund classed in category 1 does not constitute a completely risk-free investment. There can be no guarantee that a return will be achieved or that a substantial loss of capital will not be incurred. The overall risk exposure may have a strong impact on any return achieved by the fund or subfund. For further information please refer to the fund prospectus or PRIIP-KID.

Liquidity risk

The fund may invest some of its assets in financial instruments that may in certain circumstances reach a relatively low level of liquidity, which can have an impact on the fund's liquidity.

Risk arising from the use of derivatives

The fund may conclude derivatives transactions. This increases opportunities, but also involves an increased risk of loss.

Currency risks

The fund may invest in assets denominated in a foreign currency. Changes in the rate of exchange may have an adverse effect on prices and incomes.

Operational risks and custody risks

The fund is subject to risks due to operational or human errors, which can arise at the investment company, the custodian bank, a custodian or other third parties.

Benefits

- Africa – a still largely untouched continent with attractive growth potential.
- Structural change, reforms, raw material reserves and infrastructure investments as primary growth drivers.
- Local experts – emerging market specialists, including from the region, with a competitive track record.
- Active fund management that is not based on a benchmark index, but on an in-depth analysis of individual companies.
- Low correlation, in particular to the equity markets of other emerging countries.

Inherent risks

- The fund invests in equities. Equities are subject to price fluctuations and so are also exposed to the risk of price losses.
- The fund may invest a proportion of its assets in financial instruments that might under certain circumstances have a relatively low level of liquidity, which can in turn affect the fund's liquidity.
- The fund invests in foreign currencies, which means a corresponding degree of currency risk against the reference currency.
- Investing in emerging markets entails the additional risk of political and social instability.
- The fund may engage in derivatives transactions. The increased opportunities gained come with an increased risk of losses.

You can find a detailed presentation of the risks faced by this fund in the "Special Investment Risks" section of the sales prospectus.

Management Team



Dr. Malek Bou-Diab
Lead Portfolio Manager since inception of the fund



Andy Gboka
Portfolio Manager of the fund since 2015



Jean-Pierre Gerber
Product Specialist since inception of the fund

Sustainability Profile – ESG

EU SFDR 2019/2088 product category: Article 8

Exclusions:

Compliance UNGC, HR, ILO	✓
Norms-based exclusions	✓
Controversial weapons	✓

ESG Risk Analysis:

ESG-Integration	✓
-----------------	---

Stewardship:

Engagement	✓
Proxy Voting	✓

Key Figures:

CO ₂ -intensity (t CO ₂ /mn USD sales):	281.4 (High)	Coverage:	67%
MSCI ESG Rating (AAA - CCC):	BBB	Coverage:	77%

Based on portfolio data as per 30.11.2023; – ESG data base on MSCI ESG Research and are for information purposes only; compliance with global norms according to the principles of UN Global Compact (UNGC), UN Guiding Principles for Business and Human Rights (HR) and standards of International Labor Organisation (ILO); no involvement in controversial weapons; norms-based exclusions based on annual revenue thresholds; ESG Integration: Sustainability risks are considered while performing stock research and portfolio construction; Stewardship: Engagement in an active and constructive dialogue with company representatives on ESG aspects as well as exercising voting rights at general meetings of shareholders. MSCI ESG Rating ranges from "leaders" (AAA-AA), "average" (A, BBB, BB) to "laggards" (B, CCC). The CO₂-intensity expresses MSCI ESG Research's estimate of GHG emissions measured in tons of CO₂ per USD 1 million sales; for further information c.f. www.bellevue.ch/sustainability-at-portfolio-level.

Important information

This marketing communication relates to Bellevue Funds (Lux) (hereinafter the "Fund"), an investment company with variable capital "société à capital variable" (SICAV) under the current version of the Law of the Grand Duchy of Luxembourg of 10 August 1915 on commercial companies ("Law of 1915") and is authorized under Part I of the Law of 17 December 2010 relating to undertakings for collective investment ("Law of 2010") as an undertaking for collective investment (UCITS). Bellevue African Opportunities is a subfund of Bellevue Funds (Lux).

This marketing communication is issued by Bellevue Asset Management AG, which is an authorized asset manager subject to the supervision of the Swiss Financial Market Supervisory Authority (FINMA) and acts as an Investment Manager of the Fund. The Prospectus, statutes, the annual and half-yearly report, the share prices as well as the Key Information Document (PRIIP-KID) and further information about the Fund can be obtained free of charge in English and German from the management company of the Fund, Bellevue Asset Management AG, Seestrasse 16, CH-8700 Küsnacht, from the representative, paying, facilities and information agents mentioned below or online at www.bellevue.ch. The Key Information Document (PRIIP-KID) is available free of charge in the languages of the countries of distribution www.fundinfo.com.

This document is neither directed to, nor intended for distribution or use by, any person or entity who is a citizen or resident of any locality, state, country or jurisdiction where such distribution, publication, availability or use would be contrary to law or regulation. It is particularly not intended for US persons, as defined under Regulation S of the U.S. Securities Act of 1933, as amended. The information and data presented in this document are not to be considered as an offer to buy, sell or subscribe to any securities or financial instruments. The information, opinions and estimates contained in this document reflect a judgment at the original date of release and are subject to change without notice. This information pays no regard to the specific or future investment objectives, financial or tax situation or particular needs of any specific recipient and in particular tax treatment depends on individual circumstances and may be subject to change. This document is not to be relied upon in substitution for the exercise of independent judgment. Before making any investment decision, investors are recommended to ascertain if this investment is suitable for them in the light of their financial knowledge and experience, investment goals and financial situation, or to obtain specific advice from an industry professional. The details and opinions contained in this document are not to be considered as recommendation or investment advice. Every investment involves risk, especially with regard to fluctuations in value and return, and investors' capital may be at risk. If the currency of a financial product is different from your reference currency, the return can increase or decrease as a result of currency fluctuations. Past performance is no indicator for the current or future performance. The performance data are calculated without taking account of commissions and costs that result from subscriptions and redemptions. Commissions and costs have a negative impact on performance. For more information about the associated costs, please refer to the related costs and fees section of the prospectus. Any benchmarks/indices cited herein are provided for information purposes only. No benchmark/index is directly comparable to the investment objectives, strategy or universe of the subfund. The performance of a benchmark shall not be indicative of past or future performance of the subfund. Financial transactions should only be undertaken after having carefully studied the current valid prospectus and are only valid on the basis of the latest version of the prospectus and available annual and half-yearly reports. Please take note of the risk factors.

Countries of distribution and local representatives

The Bellevue Funds (Lux) is registered and admitted for public distribution in AT, CH, DE, ES and LU. For HK the subfund has been notified to the Luxembourg Regulator.

Austria, Germany:

Facilities Agent: Zeidler Legal Process Outsourcing Ltd with address at 19-22 Lower Baggot Street, Dublin 2, D02 X658, Ireland, email: facilities_agent@zeidlerlegalservices.com ("Zeidler") and CACEIS Investor Services Bank S.A. mit der Adresse bei 14, Porte de France, L-4360 Esch-sur-Alzette, Luxembourg.

Spain: Representative: Atl Capital, Calle de Montalbán 9, ES-28014 Madrid - CNMV under the number 938

Switzerland: The Bellevue Funds (Lux) SICAV is registered for public offering and distribution in Switzerland with the Swiss Financial Market Supervisory Authority. Representative agent in Switzerland: Waystone Fund Services (Switzerland) SA, Avenue Villamont 17, CH-1005 Lausanne. Paying agent in Switzerland: DZ PRIVATBANK (Schweiz) AG, Münsterhof 12, P.O. Box, CH-8022 Zürich. You can obtain the sales prospectus, Key Information Document ("PRIIP-KID"), statutes and the current annual and half-yearly reports, the current share prices and further information about the fund free of charge in German from the management company Bellevue Asset Management AG, Seestrasse 16, CH-8700 Küsnacht, the representative agent in Switzerland or online at www.bellevue.ch. In respect of the units distributed in or from Switzerland, the place of performance and jurisdiction is at the registered office of the representative agent.

The Summary of Investor Rights is available under: https://www.waystone.com/wp-content/uploads/2021/08/Waystone_Management_Company_Lux_S.A_Summary_of_Investor_Rights_-_August_2021.pdf

The management company may decide to withdraw the arrangements it has made for the distribution of the units of its collective investment undertakings in accordance with Article 93a of Directive 2009/65/EC and Article 32a of Directive 2011/61/EU.

© 2023 MSCI ESG Research LLC. Reproduced by permission. Although Bellevue Asset Management information providers, including without limitation, MSCI ESG Research LLC and its affiliates (the "ESG Parties"), obtain information from sources they consider reliable, none of the ESG Parties warrants or guarantees the originality, accuracy and/or completeness of any data herein. None of the ESG Parties make any express or implied warranties of any kind, and the ESG Parties hereby expressly disclaim all warranties of merchantability and fitness for a particular purpose, with respect to any data herein. None of the ESG Parties shall have any liability for any errors or omissions in connection with any data herein. Further, without limiting any of the foregoing, in no event shall any of the ESG Parties have any liability for any direct, indirect, special, punitive, consequential or any other damages (including lost profits) even if notified of the possibility of such damages.

The most important terms are explained in the glossary at www.bellevue.ch/en/glossary.

Copyright © 2023 Bellevue Asset Management AG. All rights reserved.

Important information**BELLEVUE FUNDS (LUX)
PROSPECTUS SUPPLEMENT – ADDITIONAL INFORMATION FOR
INVESTORS IN HONG KONG
DATED NOVEMBER 2021**

This section has been prepared solely for Hong Kong investors who invest or propose to invest in Shares of Bellevue Funds (Lux) (the “Company”) in Hong Kong. Investors in Hong Kong should read this supplement in conjunction with the Prospectus for the Company (the “Prospectus”). References to the Prospectus are to be taken as references to that document as supplemented hereby. In addition, words and expressions defined in the Prospectus, unless otherwise defined below, shall bear the same meaning when used herein.

FOR RESIDENTS OF HONG KONG

WARNING: THE CONTENTS OF THIS PROSPECTUS HAVE NOT BEEN REVIEWED BY ANY REGULATORY AUTHORITY IN HONG KONG. YOU ARE ADVISED TO EXERCISE CAUTION IN RELATION TO THE OFFER. IF YOU ARE IN ANY DOUBT ABOUT ANY OF THE CONTENTS OF THIS PROSPECTUS, YOU SHOULD OBTAIN INDEPENDENT PROFESSIONAL ADVICE.

THIS PROSPECTUS DOES NOT CONSTITUTE AN OFFER OR INVITATION TO THE PUBLIC IN HONG KONG TO ACQUIRE SHARES. ACCORDINGLY, NO PERSON MAY ISSUE OR HAVE IN ITS POSSESSION FOR THE PURPOSES OF ISSUE, THIS PROSPECTUS OR ANY ADVERTISEMENT, INVITATION OR DOCUMENT RELATING TO THE SHARES, WHICH IS DIRECTED AT, OR THE CONTENTS OF WHICH ARE LIKELY TO BE ACCESSED OR READ BY, THE PUBLIC IN HONG KONG EXCEPT WHERE: (I) THE SHARES ARE ONLY INTENDED TO BE OFFERED TO “PROFESSIONAL INVESTORS” (AS SUCH TERM IS DEFINED IN THE SECURITIES AND FUTURES ORDINANCE OF HONG KONG (CAP. 571 OF THE LAWS OF HONG KONG), AS AMENDED (THE “SFO”) AND THE SUBSIDIARY LEGISLATION MADE THEREUNDER); (II) IN CIRCUMSTANCES WHICH DO NOT RESULT IN THIS PROSPECTUS BEING A “PROSPECTUS” AS DEFINED IN THE COMPANIES (WINDING UP AND MISCELLANEOUS PROVISIONS) ORDINANCE OF HONG KONG (CAP. 32 OF THE LAWS OF HONG KONG), AS AMENDED (THE “CO”); OR (III) IN CIRCUMSTANCES WHICH DO NOT CONSTITUTE AN OFFER OR AN INVITATION TO THE PUBLIC FOR THE PURPOSES OF THE SFO OR THE CO. THE OFFER OF THE SHARES IS PERSONAL TO THE PERSON TO WHOM THIS PROSPECTUS HAS BEEN DELIVERED AND A SUBSCRIPTION FOR SHARES WILL ONLY BE ACCEPTED FROM SUCH PERSON. NO PERSON TO WHOM A COPY OF THIS PROSPECTUS IS ISSUED MAY COPY, ISSUE OR DISTRIBUTE THIS PROSPECTUS IN HONG KONG, OR MAKE OR GIVE A COPY OF THIS PROSPECTUS TO ANY OTHER PERSON.