

# NEWTON ASIAN INCOME FUND



BNY MELLON

## INVESTMENT MANAGER



Newton Investment Management: Newton follows a distinct global thematic investment approach and conducts extensive proprietary research.

## GENERAL INFORMATION

Total net assets (million)	£ 2,338.10
Historic yield (%)	5.01
Comparative Index	FTSE AW Asia Pacific ex Japan TR
IA Sector	Asia Pacific Ex Japan
Lipper sector	Lipper Global - Equity Asia Pac Ex Jap
Fund type	ICVC
Fund domicile	UK
Fund manager	Team approach
Base currency	GBP
Currencies available	GBP, EUR, USD
Fund launch	30 Nov 2005
Distribution dates	28 Feb, 31 May, 31 Aug, 30 Nov

## STERLING INCOME SHARES SHARE CLASS DETAILS

Inception date	30 Nov 2005
Min. initial investment	£ 1,000
Annual mgmt charge	1.50%
Ongoing charge	1.64%
ISIN	GB00B0MY6Z69
Bloomberg	NEWANII LN
Sedol	B0MY6Z6
Registered for sale in:	AT, BE, CL, DE, FR, LU, NL, ES, CH, GB

## DEALING

09:00 to 17:00 each business day  
Valuation point: 12:00 London time

## FUND STATISTICS - 3 YEARS

Jensen Alpha	-0.13
Beta	0.85
Correlation	0.88
Annualised Information Ratio	-0.30
Annualised Sharpe Ratio	0.05
Annualised Tracking Error	6.33
R <sup>2</sup>	0.78
Annualised Standard Deviation	12.50
Maximum Drawdown	-18.06
VaR Normal 95%	-5.86

## FUND RATINGS



Source and Copyright: Morningstar and Morningstar OBSR ratings © 2015 Morningstar. All Rights Reserved. Ratings are collected on the first business day of the month.

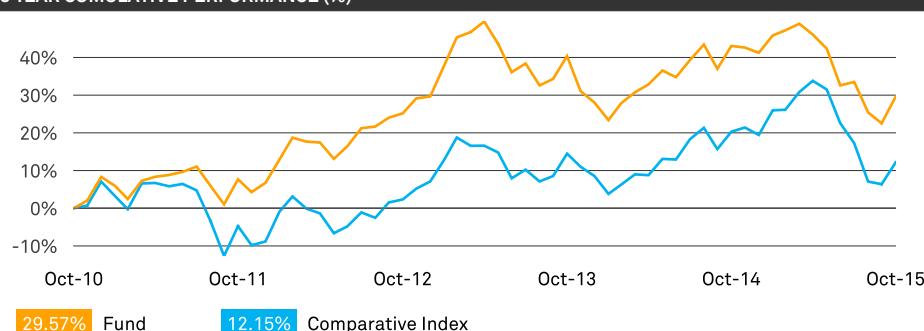
## INVESTMENT OBJECTIVE

Income and capital growth over the long-term by investing in shares (i.e. equities) and similar investments of companies listed or located in the Asia Pacific region excluding Japan.

## PERFORMANCE DISCLOSURE

Past performance is not a guide to future performance. The value of investments and the income from them is not guaranteed and can fall as well as rise due to stock market and currency movements. When investments are sold, investors may get back less than they originally invested. For a full list of risks applicable to this fund, please refer to the Prospectus.

### 5 YEAR CUMULATIVE PERFORMANCE (%)



### PERFORMANCE SUMMARY (%)

					Annualised		
	1M	3M	YTD	1YR	2YR	3YR	5YR
Sterling Income Shares	5.74	-2.95	-8.27	-9.42	-3.92	1.16	5.32
Institutional Shares (Accumulation)	5.79	-2.89	-7.86	-8.92	-3.39	1.72	5.91
Institutional Shares (Income)	5.79	-2.80	-7.84	-8.91	-3.38	1.73	5.92
Comparative Index	5.41	-4.37	-6.10	-6.78	-1.03	3.10	2.32
Sector	6.03	-3.51	-4.49	-4.80	-0.15	3.64	2.42
No. of funds in sector	70	69	68	68	65	60	54
Quartile Sterling Income Shares	3	2	4	4	4	4	1
	2010	2011	2012	2013	2014		
Fund	31.98	-1.45	21.46	-1.27	10.35		
Comparative Index	23.88	-14.84	17.47	1.32	10.05		
Sector	23.45	-15.86	16.77	1.94	9.45		

### ANNUAL PERFORMANCE TO LAST QUARTER END (%)

From	Sept 2010	Sept 2011	Sept 2012	Sept 2013	Sept 2014
To	Sept 2011	Sept 2012	Sept 2013	Sept 2014	Sept 2015
Fund	5.22	22.77	8.29	1.98	-10.53

Source for all performance: Lipper as at 31 October 2015. Performance is shown for Sterling Income Shares unless otherwise stated. Total return including income net of UK tax, ongoing charge and performance fee (where applicable). The impact of an initial charge (currently not applied) can be material on the performance of your investment. Further information is available upon request.

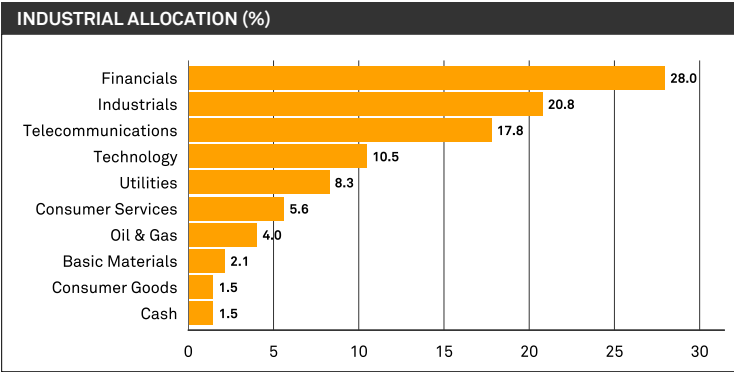
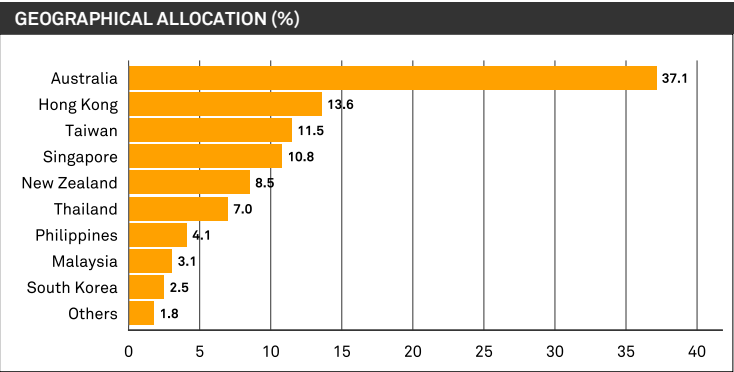
	Ongoing charge	ISIN	Sedol	Min. initial investment
Institutional Shares (Accumulation) GBP	1.07%	GB00B0MY7207	B0MY720	£ 250,000
Institutional Shares (Income) GBP	1.07%	GB00B0MY7199	B0MY719	£ 250,000

## BNY MELLON INVESTMENT MANAGEMENT EMEA LIMITED - CLIENT SERVICES

Tel: 0500 66 00 00 | Email: [brokersupport@bnymellon.com](mailto:brokersupport@bnymellon.com)

Tel: +44 20 7163 2367 | Email: [internationalsales@bnymellon.com](mailto:internationalsales@bnymellon.com)

Web: [www.bnymellonim.com](http://www.bnymellonim.com)



TOP 10 HOLDINGS (%)	
	Fund
Taiwan Semiconductor Manufacturing	5.3
Transurban Group	4.4
Telstra Corp Ltd	4.1
Amcor Ltd	4.0
Link Real Estate Inv Trust	3.8
Meridian Energy Ltd	3.2
Sydney Airport	3.1
Intouch Holdings PCL	3.1
Sands China Ltd	3.1
Singapore Telecommunications	2.9

ACTIVE MONEY (%)		
Top overweight	Fund	Comp. Index
Telecommunications	17.8	5.3
Industrials	20.8	11.9
Utilities	8.3	3.6
Technology	10.5	10.2
Consumer Services	5.6	5.5

ACTIVE MONEY (%)		
Top underweight	Fund	Comp. Index
Consumer Goods	1.5	12.6
Financials	28.0	36.7
Basic Materials	2.1	5.9
Health Care	0.0	3.4
Oil & Gas	4.0	4.9

Source: BNY Mellon Investment Management EMEA Limited  
Portfolio holdings are subject to change at any time without notice, are for information purposes only and should not be construed as investment recommendations.

IMPORTANT INFORMATION

This is a financial promotion for Professional Clients. BNY Mellon Investment Management EMEA Limited (BNYMIM EMEA) is the distributor of the capabilities of its investment managers in Europe, Middle East, Africa and Latin America. Investment managers are appointed by BNYMIM EMEA or affiliated fund operating companies to undertake portfolio management services in respect of the products and services provided by BNYMIM EMEA or the fund operating companies. These products and services are governed by bilateral contracts entered into by BNYMIM EMEA and its clients or by the Prospectus and associated documents related to the funds. You should read the Prospectus and Key Investor Information Document (KIID) for each fund in which you want to invest. The Prospectus and KIID can be found at [www.bnymellonim.co.uk](http://www.bnymellonim.co.uk). For marketing purposes only. Investments should not be regarded as short-term and should normally be held for at least five years. This material may not be used for the purpose of an offer or solicitation in any jurisdiction or in any circumstances in which such offer or solicitation is unlawful or not authorised. This material should not be published or distributed without due authorisation from the issuer. To help continually improve our service and in the interest of security, we may monitor and/or record your telephone calls with us. The Fund is a sub-fund of BNY Mellon Investment Funds, an open-ended investment company with variable capital (ICVC) with limited liability between sub-funds. Incorporated in England and Wales: registered number IC27. The Authorised Corporate Director (ACD) is BNY Mellon Fund Managers Limited (BNY MFM), incorporated in England and Wales: No. 1998251. Registered address: BNY Mellon Centre, 160 Queen Victoria Street, London EC4V 4LA. Authorised and regulated by the Financial Conduct Authority. BNY Mellon is the corporate brand of The Bank of New York Mellon Corporation. BNYMIM EMEA, BNY MFM, and any other BNY Mellon entity mentioned are all ultimately owned by The Bank of New York Mellon Corporation. Issued in the UK by BNYMIM EMEA, BNY Mellon Centre, 160 Queen Victoria Street, London EC4V 4LA. Registered in England No. 1118580. Authorised and regulated by the Financial Conduct Authority.

Newton is a member of the IA.

MIS0015-310316.

Issued on 09/11/2015