

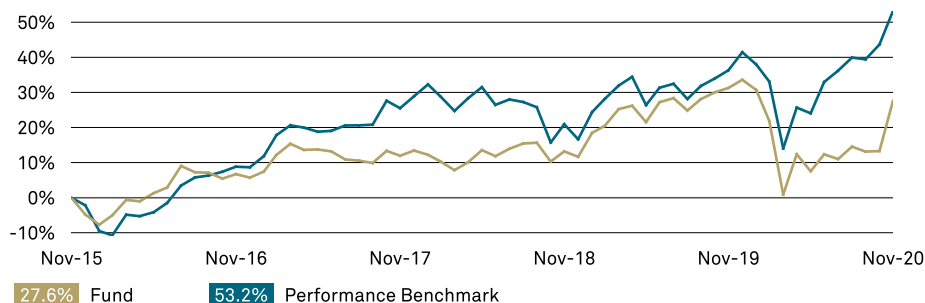
BNY Mellon Asian Income Fund

Euro (Acc.)

PERFORMANCE DISCLOSURE

Past performance is not a guide to future performance. The value of investments can fall. Investors may not get back the amount invested. Income from investments may vary and is not guaranteed.

5 YEAR CUMULATIVE PERFORMANCE (%)

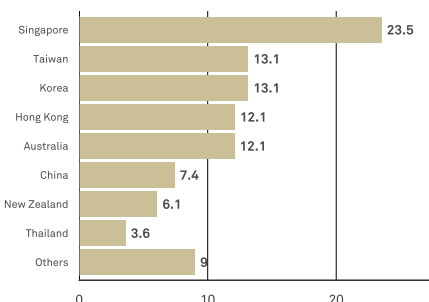


ANNUAL PERFORMANCE TO LAST QUARTER END

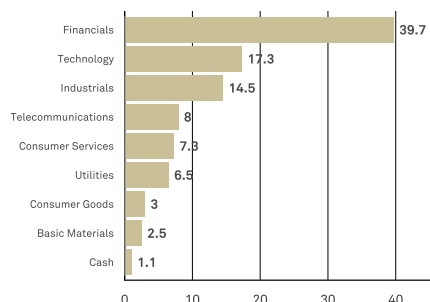
From	Sept 2015	Sept 2016	Sept 2017	Sept 2018	Sept 2019
To	Sept 2016	Sept 2017	Sept 2018	Sept 2019	Sept 2020
Fund Return (%)	19.13	2.59	5.25	10.75	-11.70
	2015	2016	2017	2018	2019
Fund	-3.11	11.05	7.32	-1.57	19.66
Performance Benchmark	1.63	11.09	18.63	-9.52	21.27

Source for all performance: Lipper as at 30 November 2020. Fund Performance for the Euro Accumulation Shares calculated as total return, including reinvested income net of UK tax and charges, based on net asset value. All figures are in GBP terms. The impact of an initial charge (currently not applied) can be material on the performance of your investment. Further information is available upon request.

GEOGRAPHICAL ALLOCATION (%)



INDUSTRIAL ALLOCATION (%)



TOP 10 HOLDINGS (%)

Company	Sector	Fund (%)
Samsung Electronics Co Ltd Pfd Non-Voting	Technology Hardware & Equipment	8.7
Taiwan Semiconductor Manufacturing Co., Ltd.	Technology Hardware & Equipment	7.9
DBS Group Holdings Ltd	Banks	4.7
United Overseas Bank Ltd. (Singapore)	Banks	4.6
Link Real Estate Investment Trust	Real Estate Investment Trusts	4.2
Insurance Australia Group Limited	Nonlife Insurance	3.9
Singapore Technologies Engineering Ltd	Aerospace & Defense	3.6
Ping An Insurance (Group) Company of China, Ltd. Class H	Life Insurance	3.6
CLP Holdings Limited	Electricity	3.3
Macquarie Korea Infrastructure Fund	Equity Investment Instruments	3.3

Source: BNY Mellon Investment Management EMEA Limited

INVESTMENT MANAGER



Newton Investment Management: Newton pursues a distinctive global thematic investment approach and provides added value from extensive proprietary research.

INVESTMENT OBJECTIVE

The Fund aims to achieve income together with capital growth over the long term (5 years or more).

GENERAL INFORMATION

Fund size (millions) £ 1,045.42
 Performance Benchmark FTSE AW Asia Pacific ex Japan TR
 IA Sector Asia Pacific Ex Japan
 Lipper sector Lipper Global - Equity Asia Pac Ex Jap
 Fund type ICVC
 Fund domicile UK
 Fund manager Zoe Kan
 Base currency GBP

The Fund will measure its performance against the FTSE Asia Pacific ex-Japan TR Index as a comparator benchmark (the "Benchmark"). The Fund will use the Benchmark as an appropriate comparator because the Investment Manager utilises it when measuring the Fund's income yield.

The Fund is actively managed, which means the Investment Manager has discretion over the selection of investments subject to the investment objective and policies disclosed in the Prospectus. While the Fund's holdings may include constituents of the Benchmark, the selection of investments and their weightings in the portfolio are not influenced by the Benchmark. The investment strategy does not restrict the extent to which the Investment Manager may deviate from the Benchmark.

EURO (ACC.) SHARE CLASS DETAILS

Inception date 05 Mar 2012
 Min. initial investment € 5,000
 Annual mgmt charge 1.50%
 Ongoing charge 1.66%
 ISIN GB00B6TN9W64

KEY DATES

Fund launch 30 Nov 2005
 Close of financial year 30 Jun
 Distributions 28 Feb, 31 May, 31 Aug, 30 Nov

FUND RATINGS



Source & Copyright: Morningstar ratings © 2020 Morningstar. All Rights Reserved. Ratings are collected on the first business day of the month.

KEY RISKS ASSOCIATED WITH THIS FUND

- There is no guarantee that the Fund will achieve its objectives.
- This Fund invests in international markets which means it is exposed to changes in currency rates which could affect the value of the Fund.
- The Fund primarily invests in a single market which may have a significant impact on the value of the Fund.
- Derivatives are highly sensitive to changes in the value of the asset from which their value is derived. A small movement in the value of the underlying asset can cause a large movement in the value of the derivative. This can increase the sizes of losses and gains, causing the value of your investment to fluctuate. When using derivatives, the Fund can lose significantly more than the amount it has invested in derivatives.
- Emerging Markets have additional risks due to less-developed market practices.
- The Fund may not always find another party willing to purchase an asset that the Fund wants to sell which could impact the Fund's ability to sell the asset or to sell the asset at its current value.
- The Fund takes its charges from the capital of the Fund. Investors should be aware that this has the effect of lowering the capital value of your investment and limiting the potential for future capital growth. On redemption, you may not receive back the full amount you initially invested.
- This share class is denominated in a different currency from the base currency of the Fund. Changes in the exchange rate between the share class currency and the base currency may affect the value of your investment.
- The Fund may invest in China A shares through Stock Connect programmes. These may be subject to regulatory changes and quota limitations. An operational constraint such as a suspension in trading could negatively affect the Fund's ability to achieve its investment objective.
- The insolvency of any institutions providing services such as custody of assets or acting as a counterparty to derivatives or other contractual arrangements, may expose the Fund to financial loss.
- A complete description of risk factors is set out in the Prospectus in the section entitled "Risk Factors".

Effective 10 June 2019, the Fund name changed from Newton Asian Income Fund to BNY Mellon Asian Income Fund.

Before subscribing, investors should read the most recent Prospectus and KIID for each fund in which they want to invest. Go to www.bnymellonim.com

The Prospectus and KIID are available in English and in an official language of the jurisdictions in which the Fund is registered for public sale.

If you are unsure which type of investment is right for you, please contact a financial adviser.

This is a financial promotion and is not investment advice. Investment Managers are appointed by BNY Mellon Investment Management EMEA Limited (BNYMIM EMEA), BNY Mellon Fund Management (Luxembourg) S.A. (BNY MFML) or affiliated fund operating companies to undertake portfolio management activities in relation to contracts for products and services entered into by clients with BNYMIM EMEA, BNY MFML or the BNY Mellon funds. Portfolio holdings are subject to change, for information only and are not investment recommendations. BNY Mellon is the corporate brand of The Bank of New York Mellon Corporation and its subsidiaries. The Fund is a sub-fund of BNY Mellon Investment Funds, an open-ended investment company with variable capital (ICVC) with limited liability between sub-funds. Incorporated in England and Wales: registered number IC27. The Authorised Corporate Director (ACD) is BNY Mellon Fund Managers Limited (BNY MFM), incorporated in England and Wales: No. 1998251. Registered address: BNY Mellon Centre, 160 Queen Victoria Street, London EC4V 4LA. Authorised and regulated by the Financial Conduct Authority. **In Spain**, BNY Mellon Investment Funds is registered with the CNMV, Registration No.186. Issued in Spain by BNY Mellon Fund Management (Luxembourg) S.A. (BNY MFML), a public limited company (société anonyme) incorporated and existing under Luxembourg law under registration number B28166 and having its registered address at 2-4 Rue Eugène Ruppert L-2453 Luxembourg. BNY MFML is regulated by the Commission de Surveillance du Secteur Financier (CSSF).

Newton is a member of the IA.

MIS0009-311220

Issued on 17/12/2020