

## RobecoSAM GI Small Cap Eq EUR


Share class F / Currency EUR

31.10.2019

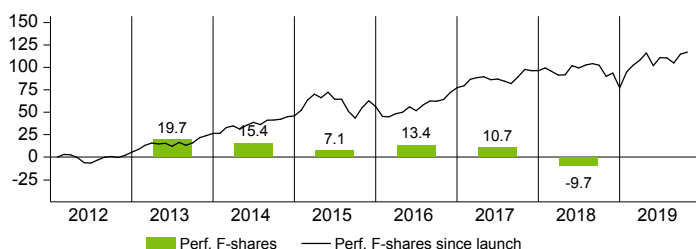
Marketing material for professional investors

### Investment focus and suitability

The RobecoSAM Global Small Cap Equities fund invests in small and mid-cap companies across all sectors whose business activities directly address challenges arising from long-term megatrends such as demographic change, resource scarcity, pollution and climate change. The strategy delivers a concentrated portfolio of high conviction stocks based on bottom-up stock selection and seeks to outperform the MSCI World Small Cap Index.



### Performance in %



in %	YTD	1M	3M	6M	1Y	3Y p.a.	5Y p.a.	10Y p.a.	since launch p.a.
Fund	22.37	1.06	3.07	0.48	14.12	9.71	8.79	n.a.	10.51
BM	21.05	0.42	1.09	1.20	9.57	9.37	9.86	n.a.	12.22

Rolling perf.	31.10.2018 - 31.10.2019	31.10.2017 - 31.10.2018	31.10.2016 - 31.10.2017	31.10.2015 - 31.10.2016	31.10.2014 - 31.10.2015
Fund	14.12	-3.83	20.31	5.90	8.97
BM	9.57	0.60	18.70	4.96	16.51

Benchmark: Until 14.12.2014 MSCI World Change of name: RobecoSAM Sustainable Climate Fund, as of 15.12.14 Multipartner SICAV - RobecoSAM Global Small Cap Equities. The performance displayed refers to the time after this modification.

Past performance is not an indicator of current or future trends. The performance values refer to the net asset value and are calculated without the commission and costs incurred on issue, redemption or swapping (e.g. transaction and custody costs of the investor). The indications are based on figures denominated in EUR. If this currency is different from the currency of the country in which the investor is resident, the return may increase or decrease as a result of currency fluctuations.

### Statistics

Volatility fund/benchmark (%)	12.44 / 13.39 <sup>1</sup>	Tracking Error (%)	4.51 <sup>1</sup>
Information ratio/Sharpe ratio	0.07 / 0.81 <sup>1</sup>	Correlation	0.94 <sup>1</sup>
Jensen Alpha/Beta	1.55 / 0.88 <sup>1</sup>		

<sup>1</sup> computed over 3 years

Sources: Bloomberg, Rimes, GAM. Please note the important legal information at the end of this document. Before subscribing, read the prospectus and the KIID which are available at [www.funds.gam.com](http://www.funds.gam.com) or from your distributor.

The mentioned financial instruments are provided for illustrative purposes only and shall not be considered as a direct offering, investment recommendation or investment advice. Allocations and holdings are subject to change.

### Base data

NAV per share	EUR 171.00
Total fund assets	EUR 10.62 m
Base currency	EUR
Available currencies	EUR, GBP, CHF, USD
Share class	F (accumulation)
Bloomberg Ticker	JMPSCEF LX
Security code ISIN	LU0720530103
Security code CH	14534937
Investment manager	RobecoSAM AG
Fund management company	GAM (Luxembourg) S.A.
Legal structure	SICAV under Luxembourg law
Date activated	30.03.2007
Share class launch	31.01.2012
Domicile	Luxembourg
Benchmark	MSCI World Small Cap ND
Morningstar rating	★★★★ <sup>2</sup>
Total Expense Ratio	0.78% (30.06.2019)
Management fee	0.70%
Commission	Issue: max. 3.00% Redemption: max. 0.00% <sup>3</sup>
Registered in	AT CH DE ES FI FR GB IE LU NL SE SG <sup>4</sup>

<sup>2</sup> © 2019 Morningstar. All Rights Reserved.

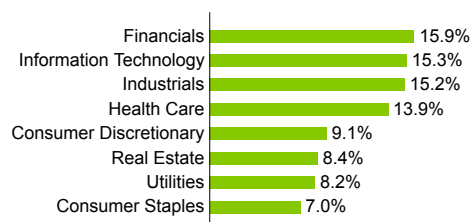
<sup>3</sup> Only if no issuing commission was charged.

<sup>4</sup> SG: Restricted foreign schemes (offer to accredited investors & other relevant persons as defined in s4A and s305 SFA; Sixth Schedule SFR, as amended)

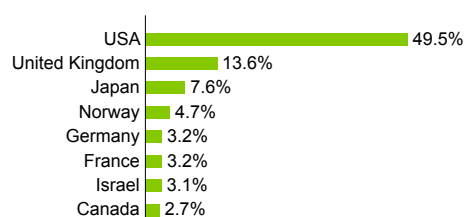
### Largest positions

Security		%
PerkinElmer Inc	US	2.69
ON Semiconductor Corp	US	2.66
EDP Renovaveis SA	PT	2.65
SpareBank 1 SR-Bank ASA	NO	2.61
Dentsply Sirona Inc	US	2.47
Big Yellow Group Plc	GB	2.38
Synopsys Inc	US	2.29
Mizrahi Tefahot Bank Ltd	IL	2.09
Bakkafrost P/F	NO	2.06
NextEra Energy Partners LP	US	2.00
Total		23.90

### Structure by sector



### Structure by country



## RobecoSAM GI Small Cap Eq EUR

Share class F / Currency EUR

31.10.2019

Marketing material for professional investors

### Opportunities

The fund invests in a broadly diversified equity universe and seeks opportunities for returns wherever they exist.

The fund gives investors easy access to the emerging markets. Many of these countries may offer attractive potential returns in various asset classes.

A highly qualified and experienced management actively manages the fund on the basis of a fundamental valuation approach. The objective is to identify the potential investments that, in the Investment manager's opinion, are most attractive and to generate interesting and profitable opportunities for investors.

### Risks

The fund invests in equities (directly or indirectly via derivatives) which may be subject to significant fluctuations in value.

The fund may invest in derivatives, which are subject to the risks of their underlying markets or underlying instruments as well as issuer risks and often involve higher risks than direct investments.

The fund may invest in securities from emerging markets where prices can fluctuate significantly and where, in addition to social, political and economic uncertainties, operating and supervision conditions may deviate from the standards prevailing in developed markets.

The fund may invest in assets denominated in various currencies, giving rise to exchange rate risks which may be hedged. If the currency in which the past performance is displayed differs from the currency of the country in which an investor resides, due to exchange rate fluctuations, the performance shown may increase or decrease if converted into the investor's local currency.

Capital at risk. All financial investments involve an element of risk. Therefore, the value of the investment and the income from it will vary and the initial investment amount cannot be guaranteed.

The performance of the fund's market price depends on the general economic development but also on factors that are specific to companies or countries. Please refer to the section on risks in the full prospectus for more details.

### Glossary

**Alpha (Jensen's):** Jensen's Alpha measures the performance of an investment (fund) in relation to its benchmark. A positive alpha means that the value of the fund has generated a higher return than the benchmark.

**Benchmark (BM):** An index that can be used by an investment fund as the basis of comparison for assessing the performance achieved.

**Beta:** the beta coefficient describes to what extent the price of a share tracks the value of an index, i.e. if the share performs better or worse than the market.

**Correlation:** a statistic measurement which shows the linear relationship (or degree of parallel movement) between two series of figures, for example the performance of two equity investments.

**Duration:** refers to the period of time that capital is tied into a monetary or bond investment or in other debt securities, and determines the sensitivity of the price to interest rate changes. Unlike residual maturity, the duration also takes into account interest payments and other inflows from invested capital.

**Funds of Funds:** These are investment funds which invest their fund assets in other target funds.

**High water mark:** the high water mark principle establishes a cap on or allows for a potential rise in performance fees. According to this principle, the investment fund manager only receives the relevant remuneration when the fund exceeds the highest level of return that it has ever achieved.

**Information ratio:** the information ratio expresses the ratio of additional returns generated to the extra risk involved. The value generated can be used to evaluate active management.

**Modified duration:** a risk indicator that measures the effect of price fluctuations on a bond issue or a portfolio of bond issues.

**Residual maturity:** time remaining until a bond must be repaid.

**Sharpe ratio:** the Sharpe ratio (risk-adjusted performance) is generated by calculating the difference between the average annualised return and the risk-free return. The resulting figure is divided by the annualised standard deviation of the returns. The higher the Sharpe ratio, the better the fund performance in relation to the risk potential of its portfolio.

**Total Expense Ratio (TER):** the TER is a measure of the total annual expenses incurred by a fund and is expressed as a percentage. It allows an accurate comparison of the costs of funds from different companies to be made.

**Tracking error:** the tracking error measures the divergence between the return of a fund in relation to its benchmark.

**Volatility:** a risk indicator demonstrating the fluctuation range (for example of the price or return of a security or fund unit) over a defined period; volatility is most often calculated using standard deviation. The higher the volatility, the greater the fluctuation range.

**Yield to maturity:** the yield to maturity is the average yield generated by an investment each year if it is held until expiry.

**Yield to worst:** the lowest potential rate of return an investor could receive on investment in a callable bond, assuming the bond does not go into default.

### Disclaimer

#### Important legal information

Source: GAM, unless otherwise stated. (Where applicable and, unless otherwise noted, performance is shown net of fees, on a NAV to NAV basis). GAM has not independently verified the information from other sources and GAM gives no assurance, expressed or implied, as to whether such information is accurate, true or complete.

This material is confidential and intended solely for the use of the person, persons or entities with nationality of or respectively with their residence, domicile or registered office in a State or Country in which such distribution, publication, making available or use is not contrary to laws or other regulations, and may not be reproduced, copied or given, in whole or in part, to any other person. **It is aimed at sophisticated, professional, eligible, institutional and/or qualified investors/ intermediaries appointed by GAM who have the knowledge and financial sophistication to understand and bear the risks associated with the investments described.**

Nothing contained herein constitutes investment, legal, tax or other advice, nor is it to be solely relied on in making an investment or other decision. This document qualifies as marketing material.

The views expressed herein are those of the manager at the time and are subject to change. **The price of shares may go down as well as up and the price will depend on fluctuations in financial markets outside GAM's control. As a result an investor may not get back the amount invested. Past performance is not indicative of future performance and reference to a security is not a recommendation to buy or sell that security.**

This is not an invitation to invest in any GAM product or strategy. Investments should only be made after a thorough reading of the current prospectus, offering memorandum, the Key Investor Information Document "KIID", the articles of association and the current annual and semi-annual reports (the "legal documents"), as well as after consulting an independent finance and tax specialist. The legal documents can be obtained in hard copy and free of charge from the addresses indicated below.

Some of the sub-funds may not be registered for sale in all jurisdictions. Therefore, no active marketing must be carried out for them. Subscriptions will only be received and shares or units issued on the basis of the current fund prospectus.

Shares of the fund have not been registered under the US Securities Act of 1933, as amended (the "Securities Act") and the fund is not registered under the US Investment Company Act of 1940, as amended (the "Company Act"). Accordingly, such shares may not be offered, sold or distributed in the United States or to US persons unless an exemption from registration under the Securities Act and the Company Act is available. In addition, certain GAM products are closed to all US investors.

This material/presentation mentions one or several GAM Funds domiciled in Luxembourg, registered office at 25, Grand-Rue, L-1661 Luxembourg, each an umbrella investment company with variable capital and segregated liability between the sub-funds, incorporated under the laws of Luxembourg and authorised by the CSSF as a UCITS Fund in accordance with the Directive 2009/65/EC. Management Company is GAM (Luxembourg) S.A., 25, Grand-Rue, L-1661 Luxembourg.

AUSTRIA: The legal documents in English and the KIID in German can be obtained free of charge, from the Paying Agent in Austria, Erste Bank der oesterreichischen Sparkassen AG, Graben 21, A-1010 Vienna or on the internet at [www.funds.gam.com](http://www.funds.gam.com).

BELGIUM: Within the scope of this document the term "funds" shall be defined as SICAV, as sub-funds of a SICAV or FCPs. Stock-exchange taxes and commissions are borne by the investor. Investors are recommended to obtain information from qualified advisors on their individual tax situation regarding investments in the funds. The effective fees must at all times comply with the provisions of the prospectus. A tax of 30% ("precompte mobilier", as may be amended) is applicable to dividends distributed by GAM Multibond, GAM Multistock, GAM Multicash, Multicooperation SICAV, Multipartner SICAV, Multirange SICAV, Multilabel SICAV or Multiflex SICAV. The English version of the prospectus, the annual report and the most recent half-yearly report and the French version of the Key Investor Information Document are available, free of charge, to the public at the following locations: the company's registered office in Luxembourg; at the head office of ABN AMRO Bank N.V., Belgium branch, Roderveldlaan 5 bus 4, 2600 Berchem Belgium, which provides financial services

## RobecoSAM GI Small Cap Eq EUR

Share class F / Currency EUR

31.10.2019

**Marketing material for professional investors**

in Belgium. The net asset value is published on [www.fundinfo.com](http://www.fundinfo.com). For information on filing a complaint, investors may contact GAM (Luxembourg) S.A. - 25, Grand-Rue - L-1661 Luxembourg (Lux\_Legal\_Compliance@gam.com).

BULGARIA: The English version of the prospectus and the Bulgarian version of the KIID can be obtained, free of charge, on the internet at [www.funds.gam.com](http://www.funds.gam.com).

CYPRUS: The English version of the prospectus and the KIID can be obtained, free of charge, on the internet at [www.funds.gam.com](http://www.funds.gam.com) or from the representative in Cyprus: Cyprus Development Bank Public Company Ltd, 50 Arch. Makarios III Ave., 1508 Nicosia, Cyprus.

DENMARK: This document is destined exclusively for professional or institutional investors in Denmark and shall not be passed on to third parties. Particularly, this document shall not be used as advertising material for distribution to retail investors or any other kind of public offering of the funds, their sub-funds or share categories. The English version of the prospectus, the articles of association and the most recent published annual- and semi-annual report, as well as the Danish version of the KIID, can be obtained free of charge on the internet at [www.funds.gam.com](http://www.funds.gam.com).

ESTONIA: The English version of the prospectus and the Estonian version of the KIID can be obtained free of charge from the distributor: Swedbank, AS, Liivalaia 8, EE-15040 Tallinn or at [www.funds.gam.com](http://www.funds.gam.com).

FINLAND: The English version of the prospectus and the Finnish version of the KIID can be obtained, free of charge, on the internet at [www.funds.gam.com](http://www.funds.gam.com). The prospectus, the annual report and the most recent half-yearly report in English and the KIID in French can be obtained free of charge from the centralising agent in France, CACEIS Bank, 1-3, place Valhubert - 75013 Paris or on the internet at [www.funds.gam.com](http://www.funds.gam.com).

GERMANY: The legal documents in English and the KIID in German can be obtained free of charge from the information agent GAM (Deutschland) GmbH or on the internet at [www.funds.gam.com](http://www.funds.gam.com). Until the 17th of October 2019, the address of GAM (Deutschland) GmbH will be Taunusanlage 15, D-60325 Frankfurt am Main, and from the 21st of October 2019 onwards, Bockenheimer Landstr. 51-53 60325 Frankfurt am Main. Paying Agent is DekaBank Deutsche Girozentrale, Hahnstrasse 55, D-60528 Frankfurt am Main.

ICELAND: The English version of the prospectus and the Icelandic version of the KIID can be obtained, free of charge, on the internet at [www.funds.gam.com](http://www.funds.gam.com).

IRELAND: The legal documents can be obtained in English, free of charge, from GAM Fund Management Limited, George's Court, 54-62 Townsend Street, Dublin 2, on the internet at [www.funds.gam.com](http://www.funds.gam.com).

ITALY: This document is destined exclusively for internal use by intermediaries appointed by GAM and/or institutional or qualified investors and shall not be passed on to third parties. Particularly, this document shall not be used as advertising material for public distribution or any other kind of public offering of the funds, their sub-funds or share categories. The Prospectus, the Key Investor Information Document - KIID, the annual, the semi-annual reports as well as the subscription form and the Italian distribution partners' list of each subfund are not included in the above mentioned restriction. The English version of the prospectus and the Italian version of the KIID can be obtained, free of charge, on the internet at [www.funds.gam.com](http://www.funds.gam.com).

LATVIA: The English version of the prospectus and the Latvian version of the KIID can be obtained free of charge from the authorized representative: Swedbank AS, Balasta dambis 1a, LV-1048 Riga or at [www.funds.gam.com](http://www.funds.gam.com).

LIECHTENSTEIN: The legal documents in English and the KIID in German, can be obtained free of charge from the paying agent Liechtenstein LGT Bank AG, Herrengasse 12, FL-9490 Vaduz or on the internet at [www.funds.gam.com](http://www.funds.gam.com).

LITHUANIA: The English version of the prospectus and the Lithuanian version of the KIID can be obtained free of charge from the authorized representative: Swedbank AB, Konstitucijos pr. 20A, LT - 03502 Vilnius or at [www.funds.gam.com](http://www.funds.gam.com).

LUXEMBOURG: The legal documents in English can be obtained free of charge, from GAM (Luxembourg) SA or on the internet at [www.funds.gam.com](http://www.funds.gam.com).

NETHERLANDS: The English version of the prospectus and the Dutch version of the KIID can be obtained free of charge on the internet at [www.funds.gam.com](http://www.funds.gam.com).

NORWAY: The English version of the prospectus and the Norwegian version of the KIID can be obtained, free of charge, on the internet at [www.funds.gam.com](http://www.funds.gam.com).

PORTUGAL: The English version of the prospectus and the Portuguese version of the KIID can be obtained, free of charge, on the internet at [www.funds.gam.com](http://www.funds.gam.com).

SPAIN: The legal documents can be obtained in English, respectively for the KIID in Spanish, free of charge, from the Paying Agent in Spain, ATL 12 Capital Inversiones A.V., S.A., Montalbán 9, 28014 Madrid or on the internet at [www.funds.gam.com](http://www.funds.gam.com).

SWEDEN: The English version of the prospectus and the Swedish version of the KIID can be obtained free of charge from the Paying Agent, MFEX Mutual Funds Exchange AB, Linnégatan 9-11, SE-114 47 Stockholm or on the internet at [www.funds.gam.com](http://www.funds.gam.com).

SWITZERLAND: The legal documents can be obtained in German, free of charge, from the Swiss Representative: GAM Investment Management (Switzerland) Ltd., Hardstrasse 201, Postfach, CH-8037 Zurich or on the internet at [www.funds.gam.com](http://www.funds.gam.com). Paying Agent is State Street Bank International GmbH, Munich, Zurich Branch, Beethovenstrasse 19, CH-8027 Zurich

UNITED KINGDOM: As far as UCITS described herein are recognised schemes under section 264 of the Financial Services and Markets Act 2000: Copies of the legal documents can be obtained in English, free of charge, from the Facilities Agent GAM Sterling Management Limited, 8 Finsbury Circus, London EC2M 7GB (authorised and regulated by the FCA) or on the internet at [www.funds.gam.com](http://www.funds.gam.com). Investments in the funds are not protected by the Financial Services Compensation Scheme.

HONG KONG: In Hong Kong, this material is restricted to professional investors (as defined in the Securities and Futures Ordinance (Cap 571)) only.

JAPAN: In Japan, the funds mentioned herein are not registered for public sale or private placement (except for some of the funds, if applicable) pursuant to the Law on Investment Trusts and Investment Companies and shall not be disclosed publicly pursuant to the Financial Instruments and Exchange Law (the "FIEL"). Therefore, none of the Shares of the funds mentioned herein may be solicited in Japan or to residents in Japan. This material is intended for circulation to professional, institutional and/or qualified investors only. Any person in receipt of this material is not allowed to distribute it to residents in Japan nor communicate to residents in Japan about the funds mentioned herein.

SINGAPORE: In Singapore, shares of the fund may only be offered to institutional and accredited investors (as defined in the Securities and Futures Act (Cap.289)) ('SFA') and this material is limited to the investors in those categories.

ASIA PACIFIC: In other countries in Asia Pacific, this material should only be distributed in accordance with the applicable laws in the relevant jurisdiction. Within the UK, this material has been issued and approved by GAM London Ltd, 8 Finsbury Circus, London EC2M 7GB, authorised and regulated by the Financial Conduct Authority.