

# UNI-GLOBAL ABSOLUTE RETURN - SAH-GBP

Fund of the part I Luxembourg SICAV, Uni-Global, UCITS compliant

Type	Alternatives	NAV	GBP 1,276.13	Total fund assets	GBP 14,134,315.99
Currency	GBP			Share class assets	GBP 218,064.89

## INVESTMENT POLICY

Absolute Return is a defensive investment strategy which aims to achieve positive returns over the long term with low volatility. The fund is invested in international equities and derivatives following an active approach based on risk management. The portfolio combines Carry-, Hedge- and Relative Value strategies to take advantage of opportunities in the equity derivatives market.

## PERFORMANCE DISCLOSURE

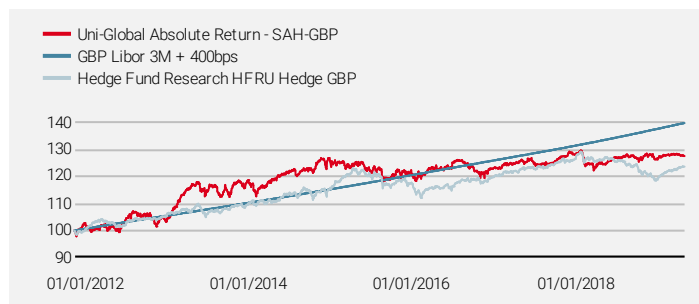
Performance is expressed in GBP, net of fees. Past performance is not an indication of future performance. Risk statistics on a weekly basis.

Fund information	
ISIN	LU0650752966
Bloomberg ticker	UGMVHB3 LX
Domicile	Luxembourg
Inception date	14.11.2011
Registered for sale	AT,BE,CH,DE,DK,ES,FI,FR,GB,IE,IT(instit),LU,NL,NO,SE,SG
Manager	Unigestion SA
Custodian	J.P. Morgan Bank Luxembourg S.A.
Performance fee	10.00%
Management fee	1.00%
Liquidity	Daily

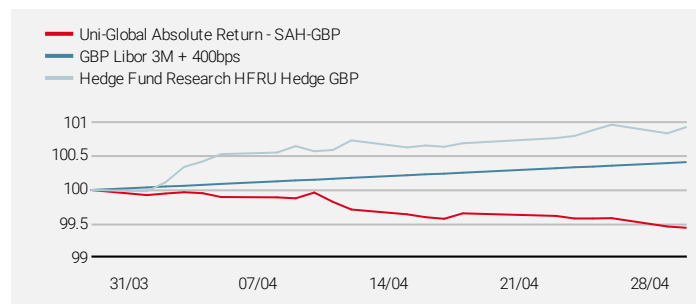
Outperformance vs. Libor + 2% with High Water Mark.

Performance snapshot		Fund <sup>1</sup>	Index <sup>2</sup>	Index <sup>3</sup>
Performance	Monthly	-0.56%	0.41%	0.93%
	3 months	-0.37%	1.16%	2.01%
	YTD	0.87%	1.61%	4.20%
	Year over year	1.88%	4.81%	-1.98%
	3 years (p.a.)	1.36%	4.56%	2.15%
Volatility	5 years (p.a.)	1.35%	4.56%	2.25%
	Since inception (p.a.)	3.32%	4.60%	2.90%
	3 years	3.83%		3.51%
Performance/Volatility	Since inception	5.49%		3.95%
	over 3 years	0.36		0.61
Since inception (p.a.)		0.60		0.73
Tracking error over 3 years				3.55%
Beta over 3 years				0.58

## SINCE INCEPTION PERFORMANCE



## MONTHLY PERFORMANCE



## HISTORICAL PERFORMANCE

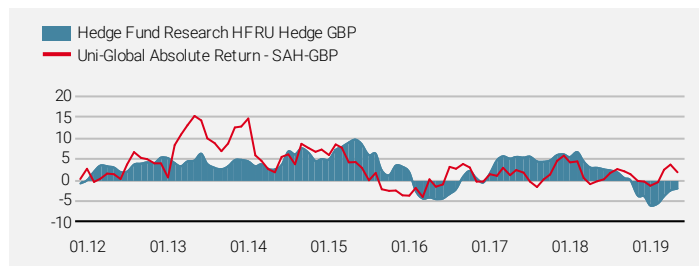
	Jan	Feb	Mar	Apr	May	June	July	Aug	Sept	Oct	Nov	Dec	YTD	
													Fund <sup>1</sup>	Index <sup>2</sup>
2019	1.24%	-0.02%	0.21%	-0.56%									0.87%	1.61%
2018	0.33%	-2.92%	-0.93%	1.23%	0.52%	0.81%	0.33%	0.06%	-0.23%	0.00%	0.92%	-1.39%	-1.34%	4.72%
2017	0.10%	0.92%	0.53%	0.52%	0.09%	-0.73%	-0.57%	0.60%	0.40%	1.64%	1.05%	-0.35%	4.26%	4.33%
2016	0.52%	-1.00%	2.30%	-0.70%	0.70%	1.40%	0.76%	-1.25%	-0.72%	-1.57%	-0.12%	1.21%	1.46%	4.50%
2015	-1.34%	1.15%	-1.99%	1.09%	0.17%	-2.79%	1.23%	-2.37%	0.14%	1.70%	-0.04%	-0.60%	-3.71%	4.57%



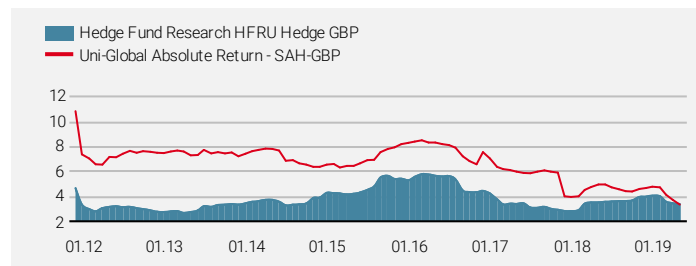
# UNI-GLOBAL ABSOLUTE RETURN - SAH-GBP

Fund of the part I Luxembourg SICAV, Uni-Global, UCITS compliant

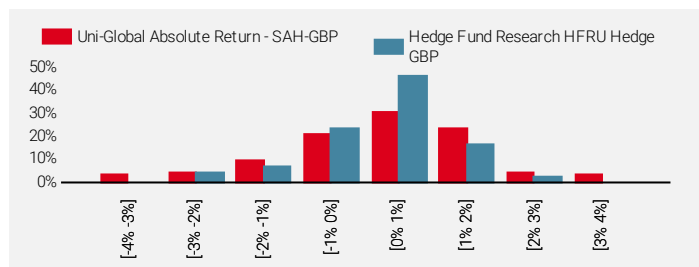
## 12 MONTHS ROLLING PERFORMANCE SINCE INCEPTION



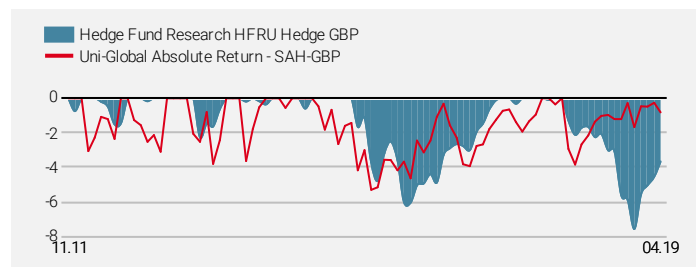
## 12 MONTHS ROLLING VOLATILITY SINCE INCEPTION



## SINCE INCEPTION DISTRIBUTION



## UNDERWATER PERIODS



## BREAKDOWN BY ASSET CLASS

	Long	Short	Net
Credit	75.50%	0.00%	75.50%
Equities	70.58%	-104.06%	-33.48%
Others	70.02%	-70.99%	-0.98%
<b>Total</b>	<b>216.10%</b>	<b>-175.05%</b>	<b>41.05%</b>

## IMPORTANT INFORMATION

This report has been prepared for information only and must not be distributed, published, reproduced or disclosed by recipients to any other person. All information provided here are subject to change without notice. All investors must obtain and carefully read the prospectus which contains additional information needed to evaluate the potential investment and provides important disclosures regarding risks, fees and expenses. Historical performance is not an indication of current or future performance. Performance shown does not take account of any fees and costs charged when subscribing or redeeming shares. Data and graphical information herein are for information only. No separate verification has been made as to the accuracy or completeness of these data which may have been derived from third party sources. As a result, no representation or warranty, express or implied, is or will be made by Unigestion as regards the information contained herein. Uni-Global - Absolute Return is a compartment of the part I Luxembourg SICAV Uni-Global UCITS IV compliant. The prospectus, the by-laws as well as the latest annual and semi-annual reports can be obtained free of charge at the office of the Swiss representative, Unigestion SA, 8c avenue de Champel, 1206 Genève and from all distributors. The Global Industry Classification Standard ("GICS") was developed by and is the exclusive property and a service mark of MSCI Inc. ("MSCI") and Standard & Poor's Financial Services LLC ("S&P") and is licensed for use by Unigestion SA. Neither MSCI, S&P, nor any other party involved in making or compiling the GICS or any GICS classifications makes any express or implied warranties or representations with respect to such standard or classification (or the results to be obtained by the use thereof), and all such parties hereby expressly disclaim all warranties of originality, accuracy, completeness, merchantability and fitness for a particular purpose with respect to any of such standard or classification. Without limiting any of the foregoing, in no event shall MSCI, S&P, any of their affiliates or any third party involved in making or compiling the GICS or any GICS classifications have any liability for any direct, indirect, special, punitive, consequential or any other damages (including lost profits) even if notified of the possibility of such damages.