

BlueBay Global High Yield Bond Fund

DR - GBP (QIDiv) SHARE CLASS

May 2020

SHARE CLASS PERFORMANCE (%) NET OF FEES (GBP)

	1M	3M	YTD	1YR	3YR ¹	5YR ¹	10YR ¹	SI ²
BlueBay Global High Yield Bond Fund DR - GBP (QIDiv)	4.46	-4.23	-5.21	0.91	1.37	2.05	-	3.76
ICE BofA Merrill Lynch Global High Yield Constrained Index ⁴	4.49	-5.22	-6.38	-1.06	1.17	3.16	-	5.19
Alpha	-0.03	0.99	1.17	1.97	0.20	-1.11	-	-1.43

Where the Share Class currency is different to that of the Benchmark currency, the Benchmark returns have been converted into the currency of the corresponding Share Class using a hedging method. This adjusts the benchmark returns to account for interest rates differences between the two countries and the spot FX impact on unexpected returns.

ROLLING ANNUAL PERFORMANCE (%) NET OF FEES (GBP)

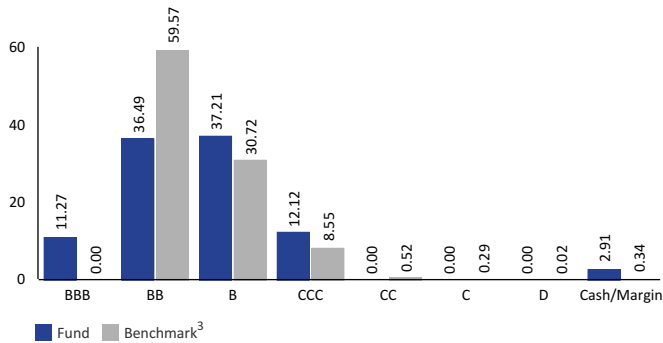
From To	30-04-15 30-04-16	30-04-16 30-04-17	30-04-17 30-04-18	30-04-18 30-04-19	30-04-19 30-04-20
BlueBay Global High Yield Bond Fund DR - GBP (QIDiv)	-1.09	7.25	2.24	2.80	-4.73
ICE BofA Merrill Lynch Global High Yield Constrained Index ⁴	-0.07	12.67	2.13	4.41	-6.42

Past performance will not necessarily be repeated and is not indicative of future results. Net performance figures reflect the reinvestment of all dividends and earnings, and the deduction of investment management and performance fees. In addition, the typical fees and expenses charged to a fund will offset the funds trading profits. The specific fee structure for BlueBay Funds - BlueBay Global High Yield Bond Fund DR - GBP (QIDiv) is detailed in the Key Investor Information document or the Fund's prospectus.

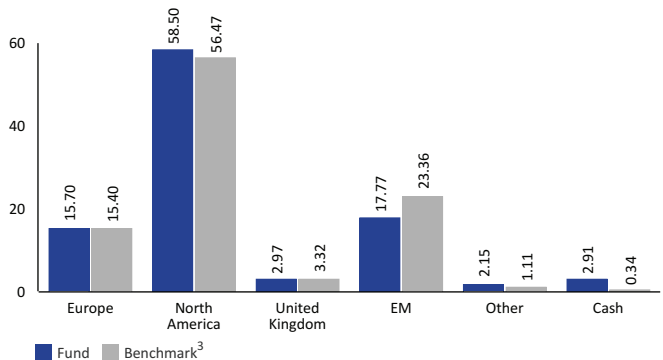
TOP 5 ISSUERS (%)

Altice France	2.27
Petroleos Mexicanos	2.16
Petrobras	2.04
Evergrande Real Estate	1.98
TEGNA	1.90

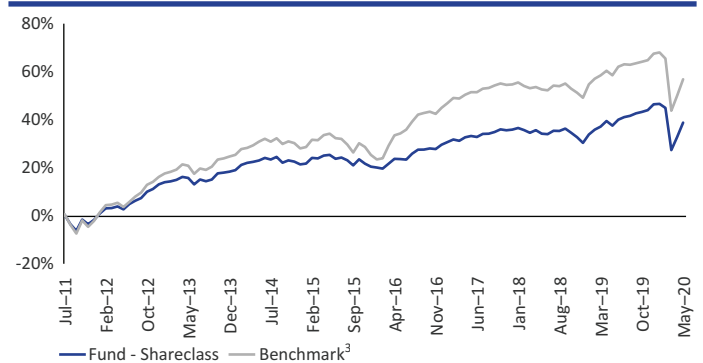
CREDIT QUALITY BREAKDOWN (% NAV)



REGIONAL BREAKDOWN BY DOMICILE (% NAV)



CUMULATIVE PERFORMANCE NET OF FEES (GBP)²



Past performance will not necessarily be repeated and is not indicative of future results. Net performance figures reflect the reinvestment of all dividends and earnings, and the deduction of investment management and performance fees, excluding initial charges. In addition, the typical fees and expenses charged to a fund will offset the funds trading profits. The specific fee structure for BlueBay Funds - BlueBay Global High Yield Bond Fund DR - GBP (QIDiv) is detailed in the Key Investor Information document or the Fund's prospectus.

INVESTMENT OBJECTIVE

The Fund aims to make a return for you through a mixture of generating income and growing the amount you originally invested. It mainly invests in bonds that pay a fixed interest.

INVESTMENT POLICY

The Fund targets better returns than its benchmark, the Merrill Lynch Global High Yield Constrained Index. The Fund may invest substantially away from this index if justified by market conditions. At least two-thirds of the Fund's investments will be in fixed income bonds which pay a comparatively high income, rated below investment grade by a credit rating agency. At least half of the Fund's investments will be in fixed income bonds issued by companies/governments based in the United States. Up to 10% of the Fund's assets may be invested in securities issued by governments, banks and corporates in Latin America and Asia respectively. The Fund may use derivatives (such as futures, options and swaps, which are linked to the rise and fall of other assets) to achieve the investment objective and to reduce risk or manage the Fund more efficiently.

TEAM

	Joined BlueBay	Investment industry experience
Andrzej Skiba	February 2005	19 years
Justin Jewell	April 2009	18 years
Size of team	26 investment professionals	
Average investment industry experience	16 years	

RISK CONSIDERATIONS

- Investing in high yield bonds offers you the chance to gain higher returns through growing your capital and generating income. Nevertheless, there is a greater risk that the organisation which issued the bond will fail, which means you may lose some or all of your original investment
- There may be cases where an organisation with which we trade assets or derivatives (usually a financial institution such as a bank) may be unable to fulfil its obligations, which could cause losses to the Fund
- At times, the market for high yield bonds may dry up, which could make it difficult to sell these bonds, or the Fund may only be able to sell them at a discount
- BlueBay could suffer from a failure of its processes, systems and controls - or from such a failure at an organisation on which we rely in order to deliver our services - which could lead to losses for the Fund
- Where a subscription involves a foreign exchange transaction, changes in rates of exchange may have an adverse effect on the value of investments

NOTES

Spread Duration – is a bond's price sensitivity to spread changes.

- Performance shown for 1yr periods onwards are annualised figures
- Since Inception
- Benchmark: ICE BofA Merrill Lynch Global High Yield Constrained Index
- The benchmark is hedged into the Share Class currency where relevant
- All weighted calculations since April 2008 exclude non-interest rate bearing assets and non-debt related instruments

FUND FACTS

Total Fund Size	USD 1,173m
Fund Launch Date	02 November 2010
DR - GBP (QIDiv) Inception Date	11 July 2011
Benchmark	ICE BofA Merrill Lynch Global High Yield Constrained Index ⁴
Fund type	UCITS
Domicile	Luxembourg
Investment manager	BlueBay Asset Management LLP

DR - GBP (QIDIV) CLASS CHARGES

Initial charge	5%
Annual management fee	1.25%
Performance fee	N/A
Minimum initial investment	GBP 5,000
Minimum subsequent investment	N/A
Total expense ratio	1.45%
Dividend paying policy	Yes
Share class price	82.26

A sales charge of up to 5% of the subscription amount may be applied, or may be waived in whole or in part at the discretion of the Management Company. The sales charge (if any) will be paid to, and retained by, the intermediary acting in relation to the distribution of Shares.

FUND CODES

ISIN	LU0549551207
Bloomberg	BBGHDRS LX
WKN	A1W493
Sedol	BJ04DK5
Valoren	13316394
Lipper	68150251

CONTACT INFORMATION

Marketing and Client Relations Department

77 Grosvenor Street
London W1K 3JR

tel: +44(0)20 7389 3775
marketing@bluebay.com
www.bluebay.com

This document may be produced and issued by the following entities: In the United Kingdom (UK) by BlueBay Asset Management LLP (BBAM LLP), which is authorised and regulated by the UK Financial Conduct Authority (FCA), registered with the US Securities and Exchange Commission (SEC) and is a member of the National Futures Association (NFA) as authorised by the US Commodity Futures Trading Commission (CFTC). In United States, by BlueBay Asset Management USA LLC which is registered with the SEC and the NFA. In Luxembourg, by BlueBay Funds Management Company S.A. (the ManCo), which is regulated by the Commission de Surveillance du Secteur Financier (CSSF). In Germany and Italy, the ManCo is operating under a branch passport pursuant to the Undertakings for Collective Investment in Transferable Securities Directive (2009/65/EC) and the Alternative Investment Fund Managers Directive (2011/61/EU). In Switzerland, by BlueBay Asset Management AG where the Representative and Paying Agent is BNP Paribas Securities Services, Paris, succursale de Zurich, Selnaustrasse 16, 8002 Zurich, Switzerland. The place of performance is at the registered office of the Representative. The courts of the registered office of the Swiss representative shall have jurisdiction pertaining to claims in connection with the distribution of shares in Switzerland. The Prospectus, the Key Investor Information Documents (KIIDs), the Articles of Incorporation and any other applicable documents required, such as the Annual or Semi-Annual Reports, may be obtained free of charge from the Representative in Switzerland. In Japan, by BlueBay Asset Management International Limited which is registered with the Kanto Local Finance Bureau of Ministry of Finance, Japan. In Australia, BlueBay is exempt from the requirement to hold an Australian financial services license under the Corporations Act in respect of financial services as it is regulated by the FCA under the laws of the UK which differ from Australian laws. In Canada, BBAM LLP is not registered under securities laws and is relying on the international dealer exemption under applicable provincial securities legislation, which permits BBAM LLP to carry out certain specified dealer activities for those Canadian residents that qualify as "a Canadian permitted client", as such term is defined under applicable securities legislation. The BlueBay group entities noted above are collectively referred to as "BlueBay" within this document. The registrations and memberships noted should not be interpreted as an endorsement or approval of BlueBay by the respective licensing or registering authorities. To the best of BlueBay's knowledge and belief this document is true and accurate at the date hereof. BlueBay makes no express or implied warranties or representations with respect to the information contained in this document and hereby expressly disclaim all warranties of accuracy, completeness or fitness for a particular purpose. The document is intended only for "professional clients" and "eligible counterparties" (as defined by the Markets in Financial Instruments Directive ("MiFID")) or in the US by "accredited investors" (as defined in the Securities Act of 1933) or "qualified purchasers" (as defined in the Investment Company Act of 1940) as applicable and should not be relied upon by any other category of customer. In the United States, this document may also be provided by RBC Global Asset Management (U.S.) Inc. ("RBC GAM-US"), an SEC registered investment adviser. RBC Global Asset Management (RBC GAM) is the asset management division of Royal Bank of Canada (RBC) which includes BBAM LLP, RBC GAM-US, RBC Global Asset Management (Asia) Limited and RBC Global Asset Management Inc., which are separate, but affiliated corporate entities. This document has been prepared solely for informational purposes and does not constitute an offer or recommendation to buy or sell any security or investment product or adopt any specific investment strategy in any jurisdiction. No BlueBay fund will be offered, except pursuant and subject to the offering memorandum and subscription materials for such fund (the "Offering Materials"). This document is for general information only and is not a complete description of an investment in any BlueBay fund. If there is an inconsistency between this document and the Offering Materials for the BlueBay fund, the provisions in the Offering Materials shall prevail. You should read the Key Investor Information Document or prospectus carefully before investing in any BlueBay fund. Recipients are strongly advised to make an independent review with their own advisors and reach their own conclusions regarding the investment merits and risks, legal, credit, tax and accounting aspects of all transactions. Past performance is not indicative of future results. Unless otherwise stated, performance data is unaudited and net of management, performance and other fees. The investments discussed may fluctuate substantially in value and you may not get back the amount invested. An investor's actual performance and fees may differ from the performance information shown due to capital contributions, redemptions or withdrawals. All investments involve risk including the loss of principal and there is no guarantee that the fund investment objectives will be achieved. You should read the prospectus carefully before investing in any BlueBay fund.

Net performance figures reflect the reinvestment of all dividends and earnings, and the deduction of investment management and performance fees. In addition, the typical fees and expenses charged to a fund will offset the fund's trading profits. The specific fee structure is detailed in the fund's offering materials and/or prospectus.

Any indices shown are presented only to allow for comparison of the BlueBay fund's performance to that of certain widely recognised indices. The volatility of the indices may be materially different from the individual performance attained by a specific fund or investor. In addition, the BlueBay fund holdings may differ significantly from the securities that comprise the indices shown. Investors cannot invest directly in an index.

No part of this document may be reproduced, redistributed or passed on, directly or indirectly, to any other person or published, in whole or in part, for any purpose in any manner without the prior written permission of BlueBay. Copyright 2020 © BlueBay, is a wholly-owned subsidiary of RBC and BBAM LLP may be considered to be related and/or connected to RBC and its other affiliates. ® Registered trademark of RBC. RBC GAM is a trademark of RBC. BlueBay Asset Management LLP, registered office 77 Grosvenor Street, London W1K 3JR, partnership registered in England and Wales number OC370085. The term partner refers to a member of the LLP or a BlueBay employee with equivalent standing. Details of members of the BlueBay Group and further important terms which this message is subject to can be obtained at www.bluebay.com. BlueBay Funds Management Company S.A., registered office 4, Boulevard Royal L-2449 Luxembourg, company registered in Luxembourg number B88445. All rights reserved.