

## BlackRock Index Selection Fund Range

For Professional Investors Only

### Sub-Fund objectives

The BlackRock Index Selection Sub-Funds aim to achieve index returns in line with their associated benchmarks noted below.

### Key benefits

- ▶ A range of funds offering regional and global equity market exposure
- ▶ Reduced tracking error to benchmark index through rigorous risk control
- ▶ Diversified portfolio of securities tracking the sector exposure of the benchmark index
- ▶ Minimised transaction costs leveraging our trading expertise and experience

### Performance % returns

Global Sub-Fund						
	1 month	3 months	1 year	3 years*	5 years*	Since inception*
BlackRock Developed World Index Sub-Fund <sup>1</sup>	-0.66	4.67	9.61	8.03	-2.69	9.77
MSCI World Index <sup>SM</sup>	-0.68	4.64	9.45	7.88	-2.87	9.62
BlackRock Developed Real Estate Index Sub-Fund	0.78	n/a	n/a	n/a	n/a	2.51
FTSE EPRA/NAREIT Developed Index <sup>SM</sup>	0.81	n/a	n/a	n/a	n/a	2.53
Regional Sub-Funds						
BlackRock Emerging Markets Index Sub-Fund	-0.57	5.17	3.44	5.90	n/a	19.30
MSCI Emerging Markets Index <sup>SM</sup>	-0.61	5.04	2.63	5.38	n/a	18.69
BlackRock EM Fundamental Weighted Index Sub-Fund	-1.28	4.95	1.58	n/a	n/a	-8.74
FTSE RAFI Emergng Index <sup>SM</sup>	-1.30	4.97	1.84	n/a	n/a	-8.46
BlackRock EMU Index Sub-Fund	1.72	7.11	11.08	2.59	n/a	-2.45
MSCI EMU Index <sup>SM</sup>	1.67	7.10	10.34	1.98	n/a	-2.98
BlackRock Europe Ex-UK Index Sub-Fund	1.20	5.05	13.65	5.65	-4.77	2.38
MSCI Europe ex-UK Index <sup>SM</sup>	1.17	5.02	12.98	5.05	-5.27	1.94
BlackRock Europe Index Sub-Fund	0.72	3.62	14.26	n/a	n/a	3.92
MSCI Europe Index <sup>SM</sup>	0.73	3.65	14.28	n/a	n/a	3.96
BlackRock North America Index Sub-Fund	-1.70	3.32	13.29	12.23	-0.32	2.91
MSCI North America Index <sup>SM</sup>	-1.72	3.29	13.20	12.18	-0.39	2.84
BlackRock Pacific Rim Index Sub-Fund	1.83	5.99	10.19	8.51	-0.65	10.70
MSCI Pacific Rim ex-Japan Index <sup>SM</sup>	1.81	5.96	10.15	8.46	-0.99	10.07
Single Country Sub-Funds						
BlackRock Japan Index Sub-Fund	-1.85	-0.30	-3.27	-0.27	-6.71	0.87
MSCI Japan Index <sup>SM</sup>	-1.87	-0.32	-3.28	-0.34	-6.78	0.71
BlackRock UK Index Sub-Fund	0.87	3.57	8.61	8.44	0.75	3.43
MSCI UK Index <sup>SM</sup>	0.87	3.56	8.61	8.43	0.73	3.31
BlackRock US Index Sub-Fund	-1.87	2.89	15.02	13.08	0.15	2.52
S&P 500 Index <sup>SM</sup>	-1.85	2.96	15.21	13.21	0.36	2.86

<sup>1</sup> Fund performance for 3 and 5 years is based on the performance of the BlackRock Selection Fund World Index Sub-Fund that BlackRock has managed since 23 December 1998.

\* Annualised. Since inception dates are detailed in the Fund facts table overleaf.

Source: BlackRock. Performance returns shown in base currency and gross of investment management fees.

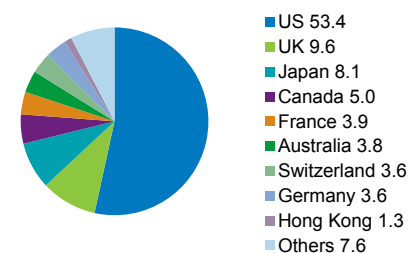
**Risk warning:** Neither past performance nor simulated performance are reliable indicators of future results.

### Fund details

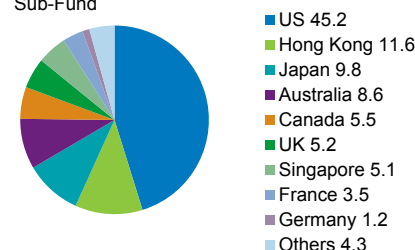
<b>Umbrella</b>	BlackRock Index Selection Fund
<b>Domicile</b>	Dublin
<b>Fund structure</b>	Unit Trust/UCITS
<b>Fees</b>	Available on request
<b>Administrator</b>	JP Morgan Administration Services (Ireland) Limited
<b>Dealing Frequency</b>	Daily
<b>Settlement</b>	Dealing Day +3

### Country allocation %

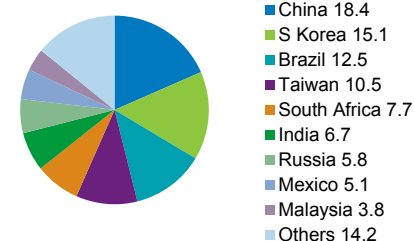
BlackRock Developed World Index Sub-Fund



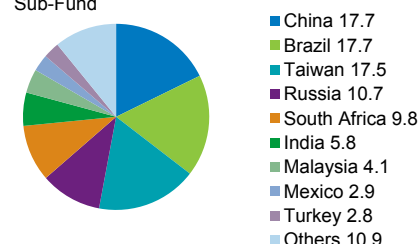
BlackRock Developed Real Estate Index Sub-Fund



BlackRock Emerging Markets Index Sub-Fund



BlackRock EM Fundamental Weighted Index Sub-Fund



Source: Blackrock

## Fund Facts

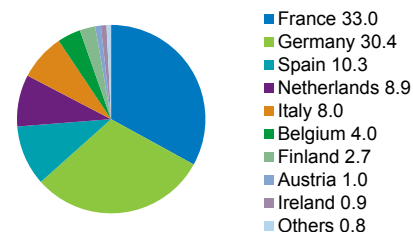
Fund	Fund inception date	Base ccy	Fund size (m)	No. of holdings	Achieved tracking error <sup>1</sup>
BlackRock Developed World Index Sub-Fund*	19/05/10	USD	8,091	1623	0.05%
BlackRock Developed Real Estate Index Sub-Fund	08/08/12	USD	205	290	N/A
BlackRock Emerging Markets Index Sub-Fund	25/03/09	USD	5,405	705	0.68%
BlackRock EM Fundamental Weighted Index Sub-Fund	29/07/11	USD	995	346	N/A
BlackRock EMU Index Sub-Fund	18/08/08	EUR	99	242	0.18%
BlackRock Europe Ex-UK Index Sub-Fund	31/12/98	EUR	1,404	338	0.20%
BlackRock Europe Index Sub-Fund	25/07/11	EUR	51	447	N/A
BlackRock North America Index Sub-Fund	30/04/01	USD	1,739	704	0.03%
BlackRock Pacific Rim Index Sub-Fund	31/12/98	USD	562	148	0.07%
BlackRock Japan Index Sub-Fund	31/12/98	USD	707	316	0.09%
BlackRock UK Index Sub-Fund	31/12/98	GBP	391	107	0.11%
BlackRock US Index Sub-Fund	31/12/98	USD	894	S&P Futures	0.07%

<sup>1</sup> Achieved tracking error is defined as the annualised standard deviation of monthly returns as against the benchmark, measured over the three year period ending at the current month end.

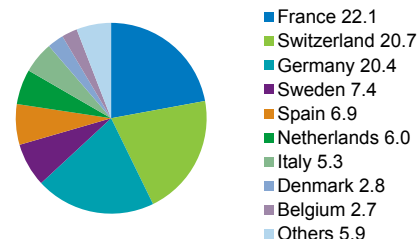
\* Achieved tracking error for the BlackRock Developed World Index Sub-Fund is based on the performance of the BlackRock Selection Fund World Index Sub-Fund.

## Country allocation %

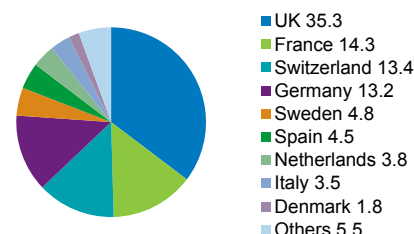
BlackRock EMU Index Sub-Fund



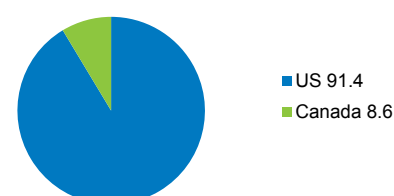
BlackRock Europe ex UK Index Sub-Fund



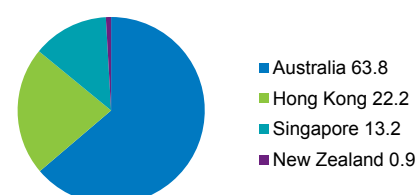
BlackRock Europe Index Sub-Fund



BlackRock North America Index Sub-Fund



BlackRock Pacific Rim Index Sub-Fund



Source: BlackRock. All data in this Fact Sheet is as at 31 October 2012, unless otherwise stated

## Regulatory information

BlackRock Advisors (UK) Limited ('BlackRock'), which is authorised and regulated by the Financial Services Authority ('FSA'), has issued this document for access by Professional Clients only and no other person should rely upon the information contained within it. This document is not intended for distribution to, or use by, any person or entity in any jurisdiction or country where such distribution would be unlawful under the securities laws of such jurisdiction and the shares of the fund referred to herein shall not be offered or sold to any person in any jurisdiction in which an offer, solicitation, purchase or sale would be unlawful under the securities laws of such jurisdiction. Any distribution, by whatever means, of this document and related material to persons other than those referred to above is strictly prohibited.

The BlackRock Developed World Index, BlackRock EM Fundamental Weighted Index, BlackRock Europe ex-UK Index, BlackRock Europe Index, BlackRock Pacific Rim Index, BlackRock North America Index, BlackRock EMU Index, BlackRock Emerging Markets Index, BlackRock UK Index, BlackRock US Index and BlackRock Japan Index Sub-Funds are sub-funds of the BlackRock Index Selection Fund ('the Fund'). The Fund is organised under the laws of Ireland and authorised by the Central Bank of Ireland as UCITS for the purposes of the UCITS Regulations. Investment in the sub-funds is only open to 'Qualified Holders', as defined in the Fund Prospectus. Any decision to invest must be based solely on the information contained in the Company's Prospectus, Key Investor Information Document and the latest half-yearly report and unaudited accounts and/or annual report and audited accounts. Investors should read the fund specific risks in the Key Investor Information Document and the Company's Prospectus.

(continued overleaf)

**Risk warnings**

The value of an investment in the Funds can fall as well as rise and you may not get back the original amount invested. There is a risk that the entire amount invested may be lost. There is no assurance that any appreciation in the value of investments will occur or that the investment objectives of any fund will actually be achieved. Past performance is not a reliable indicator of future results. BlackRock makes no representations or warranties as to the accuracy or completeness of any past, estimated or simulated performance results contained herein, and further nothing contained herein shall be relied upon as a promise by, or representation by BlackRock whether as to past or future performance results. Whilst BlackRock Advisors (UK) Limited aims to ensure the accuracy of the data contained in this fact sheet, it is provided for information purposes only. It should not be relied on as the basis for making an investment decision. The Funds may be exposed to the following non-exhaustive list of risks, including financial derivative instrument risks, currency risk, taxation risk and counterparty defaults. The BlackRock EM Fundamental Weighted Index Sub-Fund invests in economies and markets which may be less developed. Compared to more established economies, the value of investments may be subject to greater volatility due to increased uncertainty as to how these markets operate. The Fund typically invests in smaller company shares, which can be more unpredictable and less liquid than those of larger company shares. Please refer to the Prospectuses for further details of risk factors relevant to an investment in the Funds and other important information. The sub-funds may engage in investment strategies not described herein that the Investment Manager considers appropriate. Affiliated companies of BlackRock may make markets in securities in which the sub-funds invest. Further, BlackRock and/or its affiliated companies and/or their employees from time to time may hold shares in, underlying shares of, or options on such securities and may, as principal or agent, buy or sell such securities.

Standard & Poor's® and "S&P®" are trademarks of The McGraw-Hill Companies, Inc. and have been licensed for use by BlackRock Advisors (UK) Limited and its affiliates including BlackRock Funds. The BlackRock Funds referred to in this publication are not sponsored, endorsed, sold or promoted by Standard & Poor's and Standard & Poor's makes no representation regarding the advisability of investing in the BlackRock Funds.



The funds described herein that are indexed to an MSCI® index are not sponsored, endorsed, or promoted by MSCI and MSCI bears no liability with respect to any such funds or any index on which such funds are based. The Prospectus contains a more detailed description of the limited relationship MSCI has with BlackRock and any related funds.

'FTSE®' is a trade mark jointly owned by the London Stock Exchange plc and the Financial Times Limited (the 'FT') and is used by FTSE International Limited ('FTSE') under licence. The FTSE RAFI Emerging Index is calculated by or on behalf of FTSE International Limited ('FTSE'). None of the Exchange, the FT nor FTSE sponsors, endorses or promotes the FTSE RAFI Emerging Index nor is in any way connected to the fund or accepts any liability in relation to its issue, operation and trading. All copyright and database rights within the index values and constituent list vest in FTSE.

© 2012 BlackRock, Inc. All Rights reserved. BLACKROCK, BLACKROCK SOLUTIONS, ALADDIN, iSHARES, LIFEPAATH, SO WHAT DO I DO WITH MY MONEY, INVESTING FOR A NEW WORLD, and BUILT FOR THESE TIMES are registered and unregistered trademarks of BlackRock, Inc. or its subsidiaries in the United States and elsewhere. All other trademarks are those of their respective owners.