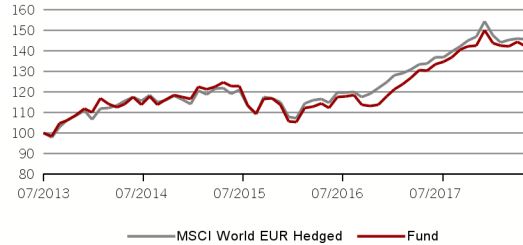


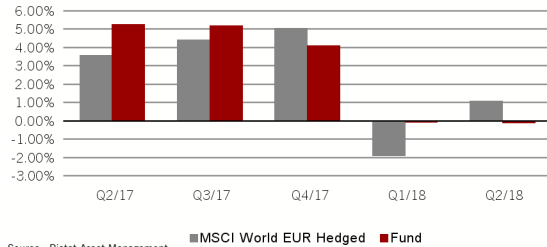
# Pictet-Global Megatrend Selection-HP EUR

Data as at 30.06.2018

## INDEXED PERFORMANCE

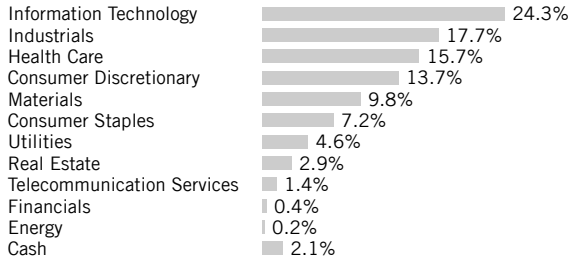


## QUARTERLY PERFORMANCE



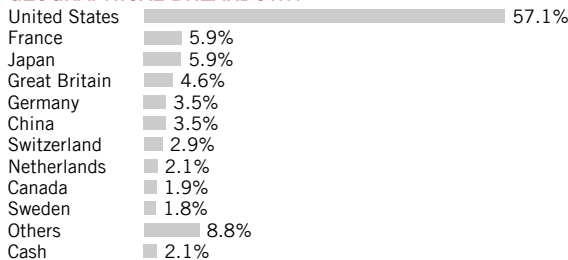
Source : Pictet Asset Management

## SECTOR BREAKDOWN



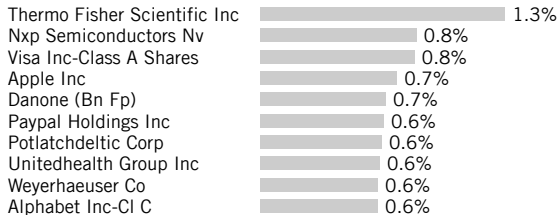
Source : Pictet Asset Management

## GEOGRAPHICAL BREAKDOWN



Source : Pictet Asset Management

## 10 LARGEST HOLDINGS



Source : Pictet Asset Management

## INVESTMENT OBJECTIVE

The subfund will pursue a strategy of capital growth by investing at least two thirds of its total assets in equities of companies that can benefit from global megatrends, i.e. market trends resulting from sustainable and secular changes in economic and social factors. The investment universe is not limited to a specific geographical area.

Source : Pictet Asset Management

## PERFORMANCE vs. MSCI World EUR Hedged

	Fund		Index	
	Cumulative	Annualised	Fund	Index
YTD	-0.22%	-	-0.83%	-
1 month	-1.54%	-	-0.29%	-
3 months	-0.13%	-	1.09%	-
1 year	9.26%	9.26%	8.77%	8.77%
3 years	15.8%	5.01%	22.4%	6.96%
5 years	49.8%	8.42%	53.1%	8.89%
Since inception	60.4%	6.90%	72.8%	8.03%

	Fund		Index	
	Yearly	June to June	Fund	Index
2017	25.3%	9.26%	20.4%	8.77%
2016	0.04%	16.0%	6.08%	16.5%
2015	-3.16%	-8.64%	-1.18%	-3.41%
2014	5.04%	4.57%	4.91%	1.08%
2013	26.4%	23.7%	26.0%	23.8%

Source : Pictet Asset Management

## TECHNICAL INFORMATION

NAV	EUR 175.67	Dividend	Reinvested
Size in mio.	EUR 6,008	Number of positions	467
Max draw up	53.7%	Max draw down	-20.8%
Volatility	11.2%	Tracking error	3.50%
Sharpe ratio	0.53	Information ratio	-0.42
Jensen's alpha	-1.58%	Beta	1.02
Correlation	0.95	R squared	0.90

Source : Pictet Asset Management

## GENERAL INFORMATION

Fund manager	Pictet Asset Management SA / Hans Peter Portner
Custodian bank	Pictet & Cie (Europe) S.A.
Legal status	Investment Company with Variable Capital (Sicav/OEIC)
Country of registration	AT, BE, CH, CL, CY, DE, ES, FI, FR, GB, GR, HK, IE, LI, LU, MO, NL, PT, SE, SG
Inception date	9 June 2011
Close of fiscal year	30 September
Multiclass	Yes
NAV Valuation	Daily
Management fee	1.60% p.a.
TER	2.05% p.a.
Max. subscription fee	5.00% To the benefit of the distributor
Max. redemption fee	3.00% To the benefit of the distributor
ISIN	LU0474970190
Bloomberg	PFLGHPE LX

Source : Pictet Asset Management

**Pictet Asset Management SA**

Route des Acacias 60, 1211 Geneva 73, SWITZERLAND

**Pictet Asset Management SA**Zurich Office  
Freigutstrasse 12  
Postfach 2696  
8022 Zürich  
SWITZERLAND**Pictet Asset Management Ltd****Niederlassung Deutschland**  
Neue Mainzer Strasse 1  
60311 Frankfurt am Main  
GERMANY**Pictet Asset Management Ltd****Succursale Italiana**  
Via della Moscova 3,  
20121 Milan, ITALY**Pictet Asset Management Ltd,**Moor House  
120 London Wall  
London EC2Y 5ET  
UNITED KINGDOM**Pictet Asset Management Ltd,****Sucursal en España**  
Calle Hermosilla 11,  
28001 Madrid, SPAIN**Pictet Asset Management (Hong****Kong) Limited**  
9/F Chater House,  
18 Connaught Road Central,  
Hong Kong**Pictet Asset Management Ltd****Succursale en France**  
34, avenue de Messine,  
75008 Paris, FRANCE**Pictet Asset Management Limited****(DIFC Branch),**  
Offices 206-207, Level 2  
Gate Village 10  
DIFC  
PO Box 507097, Dubai  
UNITED ARAB EMIRATES**Pictet Asset Management****(Europe) S.A.**  
15, avenue J. F. Kennedy  
L-1855 LUXEMBURGTel. 0041 58 323 30 00 [www.assetmanagement.pictet](http://www.assetmanagement.pictet)

© Copyright 2018 Pictet - Issued in July 2018

This marketing document is issued by Pictet Asset Management (Europe) S.A. It is neither directed to, nor intended for distribution or use by, any person or entity who is a citizen or resident of or located in any locality, state, country or jurisdiction where such distribution, publication, availability or use would be contrary to law or regulation. Only the latest version of the fund's prospectus, regulations, key Investor Information Document annual and semi-annual reports may be relied upon as the basis for investment decisions. These documents are available on [www.assetmanagement.pictet](http://www.assetmanagement.pictet) or at Pictet Asset Management (Europe) S.A., 15 Avenue J.F. Kennedy, L-1855 Luxembourg.

The information and data presented in this document are not to be considered as an offer or solicitation to buy, sell or subscribe to any securities or financial instruments.

Information, opinions and estimates contained in this document reflect a judgment at the original date of publication and are subject to change without notice. Pictet Asset Management (Europe) S.A. has not taken any steps to ensure that the securities referred to in this document are suitable for any particular investor and this document is not to be relied upon in substitution for the exercise of independent judgment. Tax treatment depends on the individual circumstances of each investor and may be subject to change in the future. Before making any investment decision, investors are recommended to ascertain if this investment is suitable for them in light of their financial knowledge and experience, investment goals and financial situation, or to obtain specific advice from an industry professional.

In case the fund has ever changed its benchmark, all historical benchmarks will be indicated in this document and the Index performances shown in the table will be chain-linked performances of all historical benchmarks of the fund. The value and income of any of the securities or financial instruments mentioned in this document may fall as well as rise and, as a consequence, investors may receive back less than originally invested. Risk factors are listed in the fund's prospectus and are not intended to be reproduced in full in this document.

Past performance is neither guarantee nor a reliable indicator of future results. Performance data does not include the commissions and fees charged at the time of subscribing for or redeeming shares. Historical statistics are calculated over 3 years. NAVs relating to dates on which shares are not issued or redeemed ("non-trading NAVs") may be published here. They can only be used for statistical performance measurements and calculations or commission calculations and cannot under any circumstances be used as a basis for subscription or redemption orders. This marketing material is not intended to be a substitute for the fund's full documentation or for any information which investors should obtain from their financial intermediaries acting in relation to their investment in the fund or funds mentioned in this document. For hedged shareclasses, only the compartment's consolidation currency is hedged into the shareclass currency. Foreign exchange exposure, resulting from assets in the portfolio which are not denominated in the consolidation currency, can remain.