

Capital Group Emerging Markets Local Currency Debt Fund (LUX)

Objective

The fund seeks to provide a high level of long-term total return, of which current income is a significant component, by investing primarily in local currency denominated government and corporate bonds.

The Capital advantage

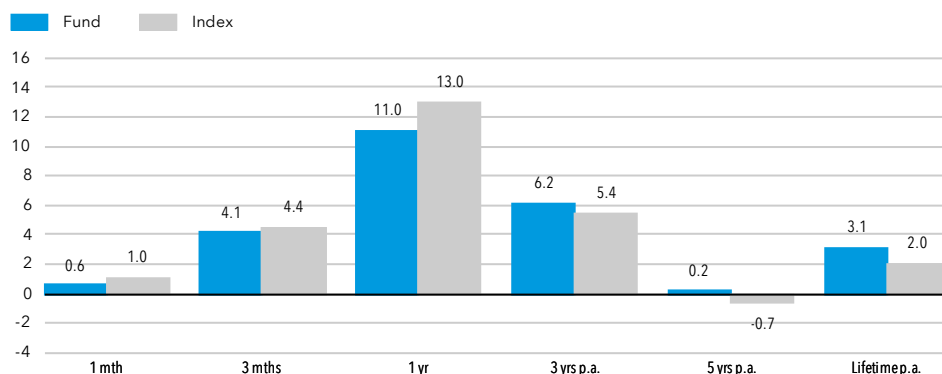
Since 1931 our firm, Capital Group, has been singularly focused on delivering superior, consistent results for long-term investors using high-conviction portfolios, rigorous research and individual accountability. We are one of the world's first and largest emerging market investors and have been investing in dedicated emerging market debt mandates since 1994.

Fund essentials

Launch date	10 August 2010
Fund size	US\$ 192 million
Number of issuers	30
Gross income yield	8.7%

Portfolio managers	Based in	Years at Capital
Kirstie Spence	London	22
Robert Neithart	Los Angeles	30

Fund results in USD (before fees) as at 31 March 2018, %



Calendar year, %

	2011	2012	2013	2014	2015	2016	2017
Fund	-0.9	17.9	-7.5	-3.7	-13.5	10.2	15.4
Index	-1.8	16.8	-9.0	-5.7	-14.9	9.9	15.2

1 year to 31 Mar, %

	2012	2013	2014	2015	2016	2017	2018
Fund	4.3	12.6	-7.3	-9.1	-2.1	10.0	11.0
Index	3.4	7.7	-7.1	-11.1	-1.6	5.5	13.0

	Yield to worst	Effective duration
Fund	7.2	5.5
Index	5.9	5.3

Fund results are shown before fees and expenses and are calculated as the increase or decrease in net asset value of the fund over the relevant period. See capitalgroup.com for other share classes; these have different fees and expenses, and returns will differ. Results data does not take account of costs incurred on the issue of shares. Past results are not a guarantee of future results. Source: Capital Group.

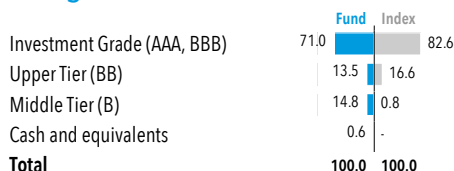
Index is the JPM GBI-EM Global Diversified which is provided for indicative purposes only. Index uses PolyPaths analytics.

Ratings

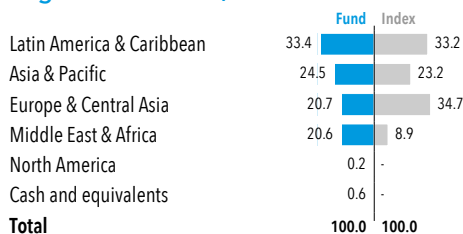


Morningstar Rating™ as at 31 March 2018.
Morningstar category: Global Emerging Markets Bond - Local Currency
Source and copyright: Morningstar. For more information on the methodology of the Morningstar ratings please visit www.morningstar.com

Rating breakdown, %




Region breakdown, %



Top 10 holdings

	Rating	Yield to worst	% Fund
Brazil Government	BB	7.6	11.1
South Africa Government	BBB	8.2	10.4
Mexico Government	A	6.9	9.5
Russia Government	BBB	6.8	8.8
Malaysia Government	A	4.0	8.2
Indonesia Government	BBB	6.6	7.7
Turkey Government	BBB	8.5	6.4
India Government	BBB	7.7	5.1
Poland Government	A	2.3	5.0
Argentina Government	B	9.5	4.7
Total			77.1

Asset type breakdown, %



Reference information

Fiscal year end	31 March
Dealing frequency	Daily
Domicile	Luxembourg
Index	JPM GBI-EM Global Diversified
Investment adviser	Capital Research and Management Company
Base currency	USD
Countries registered	Austria, Belgium, Denmark, Finland, France, Germany, Hong Kong, Iceland, Ireland, Italy, Luxembourg, Netherlands, Norway, Portugal, Singapore, South Korea, Spain, Sweden, Switzerland, United Kingdom

Risk statistics (before fees)

Lifetime risk statistics	
Standard deviation	11.1
Tracking error	2.6
Information ratio	0.4

Share class information (further share classes available at capitalgroup.com/europe)

Class	NAV	Management fee p.a.	TER	Dividend yield	Min. investment	Bloomberg	ISIN	SEDOL
C (Acc)	US\$ 12.46	Sep. charge	0.15%	n/a	Sep. agreement	CAPEMCU LX	LU0532659520	B550JL3
X (Acc)	US\$ 11.43	1.000%	1.27%	n/a	US\$ 2 million	CAPEMXU LX	LU0532657151	B55G9X3

Dividend yield is the income return on the share class and is shown for distributing share classes only. It is calculated over the last 12 months as income earned by the fund after withholding taxes, fees and expenses.

The charges you pay are used to pay the costs of running the fund, including the costs of marketing and distributing it. These charges reduce the potential growth of your investment. In addition to the Total Expense Ratio (TER), entry charges may apply according to provisions described in the Prospectus. However, exit penalties may apply when there is excessive trading or market timing. Data is likely to change over time and does not constitute a commitment from the management company. Past results are not a guarantee of future results.

Total Expense Ratio (TER) is calculated over the last 12 months with a one month lag. TER data is therefore as at 28 February 2018.

This material, issued by Capital International Management Company Sàrl ("CIMC"), 37A avenue J.F. Kennedy, L-1855 Luxembourg, is distributed for information purposes only. CIMC is regulated by the Commission de Surveillance du Secteur Financier ("CSSF" - Financial Regulator of Luxembourg) and manages the fund which is a sub-fund of Capital International Portfolios. The fund is organised as an investment company with variable capital ("SICAV") under the laws of the Grand Duchy of Luxembourg and authorised by the CSSF as a UCITS. All information is as at the date indicated unless otherwise stated and is subject to change.

Risk factors you should consider before investing:

- The value of shares and income from them can go down as well as up and you may lose some or all of your initial investment.
- Past results are not a guarantee of future results.
- If the currency in which you invest strengthens against the currency in which the underlying investments of the fund are made, the value of your investment will decrease.
- The Prospectus and Key Investor Information Document set out risks, which, depending on the fund, may include risks associated with investing in emerging markets and/or high yield securities. Emerging markets are volatile and may suffer from liquidity problems.

Other important information:

The fund is offered only by Prospectus, together, where applicable, with the Key Investor Information Document. These documents, together with the latest Annual and Semi-Annual Reports and any documents relevant to local legislation, contain more complete information about the fund, including relevant risks, charges and expenses, and should be read carefully before investing. However, these documents and other information relating to the fund will not be distributed to persons in any country where such distribution would be contrary to law or regulation. They can be accessed online at thecapitalgroup.com/europe, where the latest daily prices are also available.

The tax treatment depends on individual circumstances and may be subject to change in future. Investors should seek their own tax advice. This information is neither an offer nor a solicitation to buy or sell any securities or to provide any investment service. © 2018 Capital Group. All rights reserved.