

This is a marketing communication. For Retail Clients.

BNY Mellon Global Dynamic Bond Fund

USD C (Acc.)

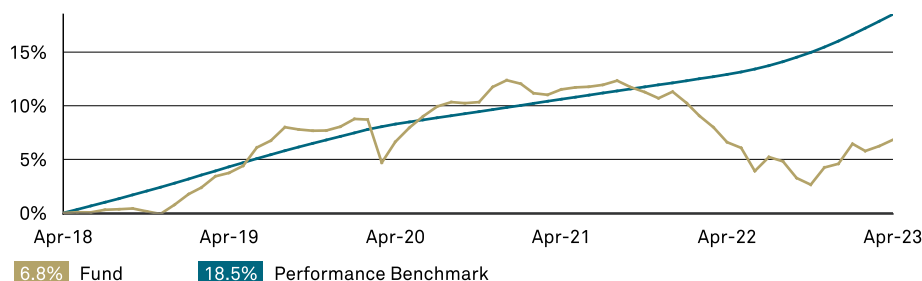
INVESTMENT OBJECTIVE

To maximize the total return from income and capital growth by investment primarily (meaning at least three-quarters of the Fund's total assets) in a globally diversified portfolio of predominantly corporate and government fixed interest securities. However, a positive return is not guaranteed and a capital loss may occur.

PERFORMANCE DISCLOSURE

Past performance is not a guide to future performance. The value of investments can fall. Investors may not get back the amount invested. Income from investments may vary and is not guaranteed.

5 YEAR CUMULATIVE PERFORMANCE (%)



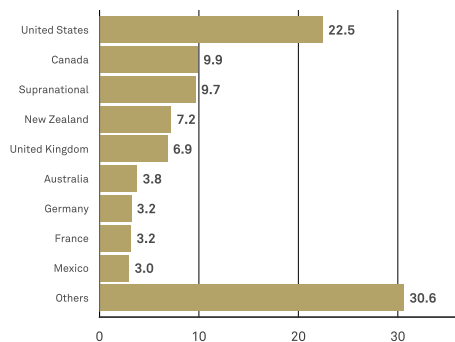
RETURN BY YEAR (%)

| From | Mar 2018 | | Mar 2019 | | Mar 2020 | | Mar 2021 | | Mar 2022 | |
|-----------------------|----------|------|----------|------|----------|------|----------|------|----------|-------|
| To | Mar 2019 | | Mar 2020 | | Mar 2021 | | Mar 2022 | | Mar 2023 | |
| Fund Return | 3.43 | | 1.23 | | 6.05 | | -2.73 | | -1.61 | |
| | 2013 | 2014 | 2015 | 2016 | 2017 | 2018 | 2019 | 2020 | 2021 | 2022 |
| Fund | 1.23 | 2.75 | -0.86 | 3.74 | 2.64 | 0.52 | 7.23 | 4.01 | -0.96 | -6.04 |
| Performance Benchmark | 2.19 | 2.15 | 2.22 | 2.50 | 3.12 | 4.04 | 4.24 | 2.52 | 2.09 | 3.48 |

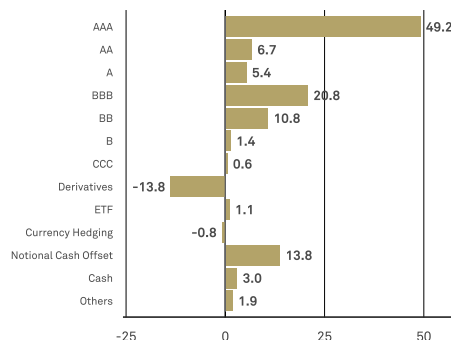
Source: Lipper as at 30 April 2023. Fund performance USD C (Acc.) calculated as total return, based on net asset value, including charges, but excluding initial charge, income reinvested gross of tax, expressed in share class currency. The impact of the initial charge, which may be up to 5%, can be material on the performance of your investment. Performance figures including the initial charge are available upon request.

Returns may increase or decrease as a result of currency fluctuations.

GEOGRAPHICAL ALLOCATION (%)



CREDIT QUALITY (%)



TOP 10 HOLDINGS (%)

| | Fund |
|--|------|
| USA TREASURY BOND 3.0 15-NOV-2045 | 3.1 |
| TREASURY (CPI) NOTE 0.125 15-APR-2027 | 3.0 |
| CANADA HOUSING TRUST NO.1 4.845 15-MAR-2027 144a (SECURED) | 2.7 |
| USA TREASURY (CPI) NOTE 2.125 15-FEB-2041 | 2.6 |
| TREASURY NOTE 1.125 15-JAN-2025 | 2.4 |
| CANADA HOUSING TRUST NO 1 GOVTGUAR 2.35 15-SEP-2023 144a | 2.3 |
| TREASURY FLOATING RATE NOTE 5.387133028 31-JAN-2025 | 2.3 |
| NEW ZEALAND (GOVERNMENT OF) 0.5 15-MAY-2024 | 2.1 |
| INSTITUTIONAL ICS USD LIQ HERITAGE EC 0.00259229228922 | 2.1 |
| USA TREASURY BOND 2.0 15-FEB-2050 | 2.0 |

Source: BNY Mellon Investment Management EMEA Limited

INVESTMENT MANAGER



Newton Investment Management: Newton aims to deliver outcomes for its clients across active equities, income, absolute return, multi-asset solutions, thematic and sustainable strategies. Its capabilities are driven by its global investment research platform which

harnesses a breadth of both fundamental and quantitative research.

PERFORMANCE BENCHMARK

The Fund will measure its performance against SOFR (30-day compounded) + 2% per annum (the "Cash Benchmark"). The Cash Benchmark is used as a target against which to measure its performance over 5 years before fees.

SOFR (the Secured Overnight Financing Rate) is a broad measure of the cost of borrowing cash overnight collateralised by U.S. Treasuries and is administered by the New York Federal Reserve.

The Fund is actively managed, which means the Investment Manager has discretion over the selection of investments, subject to the investment objective and policies disclosed in the Prospectus.

GENERAL INFORMATION

| | |
|-----------------------|---|
| Fund size (millions) | \$ 319.28 |
| Performance Benchmark | SOFR (30-day compounded) + 2% |
| Lipper sector | Lipper Global - Bond Global |
| Fund type | ICVC |
| Fund domicile | Ireland |
| Fund manager | Paul Brain, Howard Cunningham, Carl Shepherd, Jon Day & Parmeshwar Chadha |
| Base currency | USD |

USD C (ACC.) SHARE CLASS DETAILS

| | |
|-------------------------|--------------|
| Inception date | 05 Aug 2010 |
| Min. initial investment | \$ 5,000,000 |
| Annual mgmt charge | 0.75% |
| Ongoing costs | 0.89% |
| Max. initial charge† | 5.00% |
| ISIN | IE00B45QNC31 |

KEY DATES

| | |
|-------------------------|-------------|
| Fund launch | 05 Aug 2010 |
| Close of financial year | 31 Dec |

Costs incurred when purchasing, holding, converting or selling any investment, will impact returns. Costs may increase or decrease as a result of currency and exchange rate fluctuations.

The benchmark was updated on 01/11/2021, performance prior to the change is shown using the previous benchmark. The share class can be different to that of the base currency of the fund. For CHF it is SARON CHF, For EUR it is EURIBOR, For GBP it is GBP SONIA, For USD it is USD SOFR, For SGD it is SIBOR SGD.

FUND RATINGS

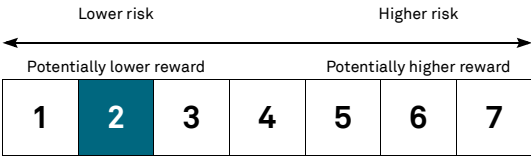


Source & Copyright: Morningstar ratings © 2023 Morningstar. All Rights Reserved. Ratings are collected on the first business day of the month.

KEY RISKS ASSOCIATED WITH THIS FUND

- There is no guarantee that the Fund will achieve its objectives.
- This Fund invests in international markets which means it is exposed to changes in currency rates which could affect the value of the Fund.
- Derivatives are highly sensitive to changes in the value of the asset from which their value is derived. A small movement in the value of the underlying asset can cause a large movement in the value of the derivative. This can increase the sizes of losses and gains, causing the value of your investment to fluctuate. When using derivatives, the Fund can lose significantly more than the amount it has invested in derivatives.
- Investments in bonds/money market securities are affected by interest rates and inflation trends which may negatively affect the value of the Fund.
- Bonds with a low credit rating or unrated bonds have a greater risk of default. These investments may negatively affect the value of the Fund.
- The issuer of a security held by the Fund may not pay income or repay capital to the Fund when due.
- Emerging Markets have additional risks due to less-developed market practices.
- If this share class is denominated in a different currency from the base currency of the Fund. Changes in the exchange rate between the share class currency and the base currency may affect the value of your investment.
- For hedged share classes the hedging strategy is used to reduce the impact of exchange rate movements between the share class currency and the base currency. It may not completely achieve this due to factors such as interest rate differentials.
- Contingent Convertible Securities (CoCo's) convert from debt to equity when the issuer's capital drops below a pre-defined level. This may result in the security converting into equities at a discounted share price, the value of the security being written down, temporarily or permanently, and/or coupon payments ceasing or being deferred.
- The insolvency of any institutions providing services such as custody of assets or acting as a counterparty to derivatives or other contractual arrangements, may expose the Fund to financial loss.
- A complete description of risk factors is set out in the Prospectus in the section entitled "Risk Factors".

RISK AND REWARD PROFILE - USD C (ACC.)



The summary risk indicator is a guide to the level of risk of this product compared to other products. It shows how likely it is that the product will lose money because of movements in the markets or because we are not able to pay you. We have classified this product as 2 out of 7, which is a low risk class. This rates the potential losses from future performance at a low level, and poor market conditions are very unlikely to impact the capacity of BNY Mellon Fund Management (Luxembourg) S.A. to pay you.

Please refer to the prospectus and the KIID before making any investment decisions. Documents are available in English and an official language of the jurisdictions in which the Fund is registered for public sale. Go to www.bnymellonim.com.

If you are unsure which type of investment is right for you, please contact a financial adviser.

IMPORTANT INFORMATION

Investment Managers are appointed by BNY Mellon Investment Management EMEA Limited (BNYMIM EMEA), BNY Mellon Fund Managers Limited (BNYMFM), BNY Mellon Fund Management (Luxembourg) S.A. (BNY MFML) or affiliated fund operating companies to undertake portfolio management activities in relation to contracts for products and services entered into by clients with BNYMIM EMEA, BNY MFML or the BNY Mellon funds. Portfolio holdings are subject to change, for information only and are not investment recommendations. Calls may be recorded. For more information visit our Privacy Policy www.bnymellonim.com. BNY Mellon is the corporate brand of The Bank of New York Mellon Corporation and its subsidiaries. The Fund is a sub-fund of BNY Mellon Global Funds, plc, an open-ended investment company with variable capital (ICVC), with segregated liability between sub-funds. Incorporated with limited liability under the laws of Ireland and authorised by the Central Bank of Ireland as a UCITS Fund. The Management Company is BNY Mellon Fund Management (Luxembourg) S.A. (BNY MFML), regulated by the Commission de Surveillance du Secteur Financier (CSSF). Registered address: 2-4 Rue Eugène Ruppert L-2453 Luxembourg. Information on investor rights including the complaints handling policy and investor redress mechanisms is available at www.bnymellonim.com. The Manager may terminate the arrangements made for the marketing of one or more sub-funds of BNYMGF in one or more EU Member States and shareholders will receive prior notification in this event. In Spain, BNY Mellon Global Funds is registered with the CNMV, Registration No. 267. Issued in Spain by BNY Mellon Fund Management (Luxembourg) S.A. (BNY MFML), a public limited company (société anonyme) incorporated and existing under Luxembourg law under registration number B28166 and having its registered address at 2-4 Rue Eugène Ruppert L-2453 Luxembourg. BNY MFML is regulated by the Commission de Surveillance du Secteur Financier (CSSF).