



BARING MENA FUND

JULY 2016

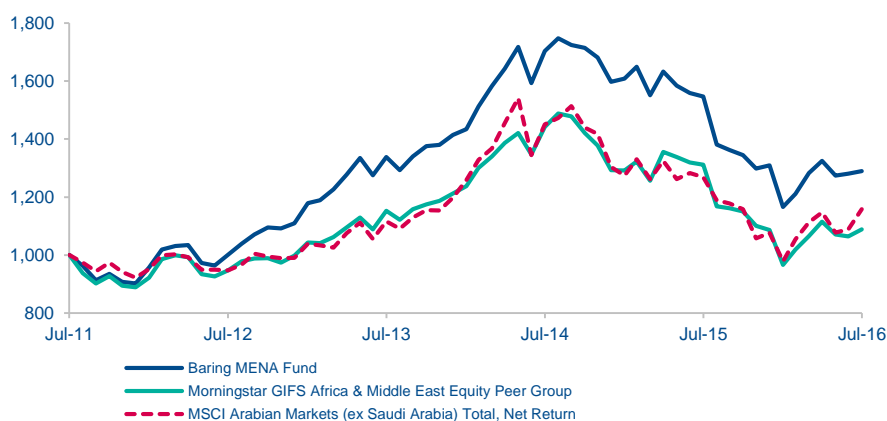
FUND INFORMATION ¹	
Fund Manager	Ghadir AbuLeilCooper
Fund Type	Irish Authorised UCITS
Total Fund Size (Mn)	US\$6.0
Fund launch date	29.03.2010
Share Types Available	Income/Accumulation
No. of Holdings	34
Performance Comparator ²	MSCI Arabian Markets (ex Saudi Arabia) Total, Net Return

SUMMARY FUND OBJECTIVE AND INVESTMENT POLICY
The objective of the Fund is to achieve long-term capital growth in the value of assets by investing in the Middle East and North Africa ("MENA"). (Please refer to the Prospectus for the full investment objective and policy.)

For a full list of share / unit classes please refer to the prospectus.

CLASS A USD ACCUMULATION SHARE TYPE	
Launch date	29.03.2010
Min Investment	US\$5,000
Min Subsequent Inv	US\$500
Ongoing Charges Figure ("OCF") ³	2.90% as at 30.04.16
Management Charges	Initial 5.00% Annual 1.50%
XD Date	01 May
Dividend Paid By	31 Jul
ISIN	IE00B63QVB47
Bloomberg Code	BAMENAU ID
Lipper ID	68040012
Historic Yield ⁴	0.0%
UK Reporting Status	Yes
Morningstar Rating ²	★★★★

HISTORIC PERFORMANCE - CLASS A USD ACCUMULATION SHARE TYPE ²
CASH VALUE OF US\$1000



Past performance is no indication of current or future performance. The performance data does not take account of the commissions and costs incurred on the issue and redemption of shares. Please note, changes in the rates of exchange may have an adverse effect on the value, price or income of an investment. The chart shown above should be viewed in conjunction with the rolling 12 month performance table below.

CLASS I USD ACCUMULATION SHARE TYPE	
Launch date	20.01.2016
Min Investment	US\$10,000,000
Min Subsequent Inv	US\$500
Ongoing Charges Figure ("OCF") ³	2.64% Estimate
Management Charges	Initial 0.00% Annual 0.75%
XD Date	01 May
Dividend Paid By	31 Jul
ISIN	IE00B63QVF84
Bloomberg Code	BAMENIU ID
Lipper ID	68042950
Historic Yield ⁴	N/A

CALENDAR YEAR PERFORMANCE (US\$) ²		
% Change	Fund	Performance Comparator
2015	-18.1	-17.5
2014	+13.0	+8.9
2013	+27.5	+21.0
2012	+22.9	+7.4
2011	-20.4	-19.1

ROLLING 12 MONTH PERFORMANCE (US\$) ²	
% Change	Fund
31 July 2015 - 31 July 2016	-16.7
31 July 2014 - 31 July 2015	-9.2
31 July 2013 - 31 July 2014	+27.3
31 July 2012 - 31 July 2013	+33.7
31 July 2011 - 31 July 2012	+0.1

PERFORMANCE (US\$) ²		
% Change	Fund	Performance Comparator
1 month	+0.7	+6.4
3 months	-2.7	+1.0
YTD	-1.5	+7.6
1 year	-16.7	-8.7

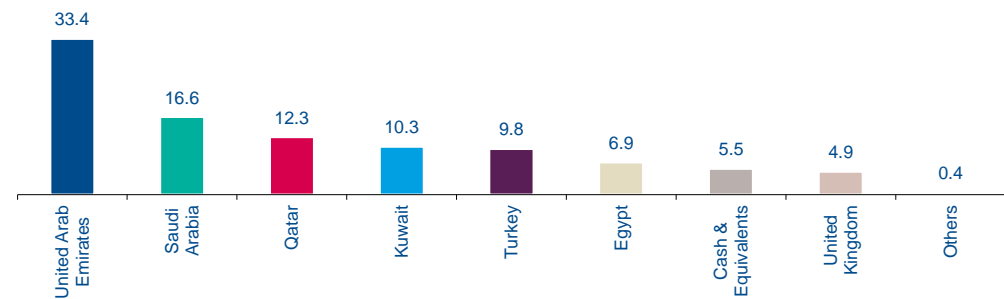
ANNUALISED PERFORMANCE (US\$) ²		
% Change	Fund	Performance Comparator
3 years annualised	-1.2	+1.2
5 years annualised	+5.2	+3.0
10 years annualised	N/A	N/A
SI annualised	+3.8	+1.7

Ratings are subject to change.

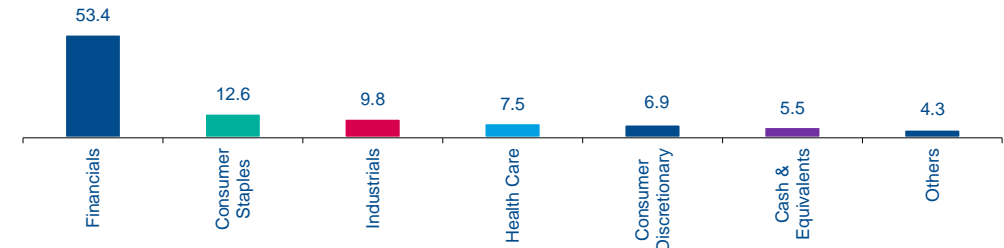
Performance Comparator Source: MSCI/Barings ⁵

www.barings.com

COUNTRY BREAKDOWN (%) ¹



SECTOR BREAKDOWN (%) ¹



TOP 10 HOLDINGS ¹

Qatar National Bank	Qatar
Aldar Properties	United Arab Emirates
Emaar Properties	United Arab Emirates
NMC Health	United Kingdom
Commecial Intl Bank Egypt	Egypt
Kuwait Projects	Kuwait
First Gulf Bank	United Arab Emirates
National Bank of Kuwait	Kuwait
Abu Dhabi Commercial Bank	United Arab Emirates
DP World	United Arab Emirates

PERFORMANCE CHARACTERISTICS ¹

	Fund	Performance Comparator
Standard Deviation	+15.3	+18.5
Alpha	-2.2	-
Beta	+0.7	-
Sharpe Ratio	-0.1	+0.0
Tracking Error (Ex Post)	+9.1	-
Active Share	64.1	-

GLOSSARY OF INVESTMENT TERMS

We produce a glossary to assist you in case you find any of the investment terms we've used in this factsheet unfamiliar. This is available from our website <http://www.barings.com/ucm/groups/public/documents/marketingmaterials/021092.pdf> or free on request by calling +44 (0) 333 300 0372.

UNCOMMITTED CASH POLICY

On a daily basis and subject to Fund restrictions / Investment Manager discretion, uncommitted cash may be placed overnight into money market funds (currently funds managed by Northern Trust). These money market funds are reviewed on an ongoing basis and the intention is only to use funds that are rated Aaa/MR1+ by Moody's (or an equivalent rating by another ratings agency). The money is placed in these funds to diversify risk on uncommitted cash. The money market funds are not guaranteed and their value may go down as well as up.

NOTES

¹ Unless otherwise stated, all Fund portfolio figures within this factsheet are as at the end of the month shown at the top of page one. Performance characteristics are based on US\$ returns over a 3 year period. Sector Breakdown - Mutual Funds. Many Funds are not sector specific and are therefore shown as a separate sector/category. The 'Cash' weight, where applicable, may include cash on deposit, holdings in cash funds, short dated T-Bills (or equivalent), forward FX, income receivable, futures, initial margin and cash backing deposits. The valuation data used to calculate asset allocation and top 10 holdings is based on the last published closing price or last traded price where available, and is without any adjustment for swing pricing considerations. Where the portfolio contains illiquid/unquoted securities these have been valued in accordance with the Barings Pricing Policy. Source: Barings/Northern Trust.

² Performance figures are shown net of fees and charges, in US dollars on a NAV per share basis, with gross income reinvested. Source: Morningstar/Barings. For data and ratings sourced from Morningstar: © Morningstar, Inc. All Rights Reserved. The information contained herein: (1) is proprietary to Morningstar; (2) may not be copied or distributed; and (3) is not warranted to be accurate, complete or timely. Neither Morningstar nor its content providers are responsible for any damages or losses arising from any use of this information. Past performance is no guarantee of future results.

³ The Ongoing Charges Figure ("OCF") reflects the payments and expenses which cover aspects of operating the fund and is deducted from the assets over the period. It includes fees paid for investment management, trustee/custodian, and administration charges.

⁴ The historic yield reflects distributions declared over the past 12 months as a percentage of the mid-market unit price. It does not include any preliminary charge and investors may be subject to tax on their distributions. Yields are not guaranteed.

⁵ Source: MSCI. The MSCI data is for Barings use only and may not be redistributed or used in connection with creating or offering any securities, financial products or indices.

The Global Industry Classification Standard ("GICS") was developed by and is the exclusive property and a service mark of MSCI Inc. ("MSCI") and Standard & Poor's, a division of The McGraw-Hill Companies, Inc. ("S&P") and is licensed for use by [Licensee]. Neither MSCI, S&P nor any third party involved in making or compiling the GICS or any GICS classifications makes any express or implied warranties or representations with respect to such standard or classification (or the results to be obtained by the use thereof), and all such parties hereby expressly disclaim all warranties of originality, accuracy, completeness, merchantability and fitness for a particular purpose with respect to any of such standard or classification. Without limiting any of the foregoing, in no event shall MSCI, S&P, any of their affiliates or any third party involved in making or compiling the GICS or any GICS classifications have any liability for any direct, indirect, special, punitive, consequential or any other damages (including lost profits) even if notified of the possibility of such damages.

The Swiss representative and paying agent is BNP Paribas Securities Services, Paris, succursale de Zurich. Documents such as the prospectus, Key Investor Information Documents (KIID), articles of association, annual and semi-annual reports are available from www.barings.com. For Swiss investors, the documents may be obtained free of charge from BNP Paribas Securities Services, Paris, succursale de Zurich, Selhastrasse 16, 8002 Zurich, Switzerland.

IMPORTANT INFORMATION

Baring Asset Management Limited are the investment manager of the Fund and Baring International Fund Managers (Ireland) Limited are the manager.

This document is approved and issued by Baring Asset Management Limited, authorised and regulated by the Financial Conduct Authority and in jurisdictions other than the UK it is provided by the appropriate Baring Asset Management company/affiliate whose name(s) and contact details are specified herein. This is not an offer to sell or an invitation to apply for any product or service of Baring Asset Management and is by way of information only. Before investing in any product, we recommend that recipients who are not professional investors contact their financial adviser.

The Key Investor Information Document (KIID) must be received and read before investing. All other relevant documents relating to the product such as the Report and Accounts and Prospectus should also be read. The information in this document does not constitute investment, tax, legal or other advice or recommendation or, an offer to sell or an invitation to apply for any product or service of Baring Asset Management.

Investment involves risk. The value of any investments and any income generated may go down as well as up and is not guaranteed. **Past performance is no indication of current or future performance. The performance data does not take account of the commissions and costs incurred on the issue and redemption of units.** Where yields have been quoted they are not guaranteed. Changes in rates of exchange may have an adverse effect on the value, price or income of an investment. There are additional risks associated with investments (made directly or through investment vehicles which invest) in emerging or developing markets. Investments in higher yielding bonds issued by borrowers with lower credit ratings may result in a greater risk of default and have a negative impact on income and capital value. Income payments may constitute a return of capital in whole or in part. Income may be achieved by foregoing future capital growth. We reasonably believe that the information contained herein from 3rd party sources, as quoted, is accurate as at the date of publication. The information and any opinions expressed herein may change at any time. This document may include internal portfolio construction guidelines. As guidelines the fund is not required to and may not always be within these limits. These guidelines are subject to change without prior notice and are provided for information purposes only.

This document may include forward looking statements which are based on our current opinions, expectations and projections. We undertake no obligation to update or revise any forward looking statements. Actual results could differ materially from those anticipated in the forward looking statements. Compensation arrangements under the Financial Services and Markets Act 2000 of the United Kingdom will not be available in respect of any offshore fund. Shares in the Fund are not available in any jurisdiction in which the offer or sale would be prohibited; in particular the Fund may not be sold directly or indirectly in the US or to a US person. Subscriptions will only be received and shares issued on the basis of the current Prospectus. Version 13/SD.a



Baring Asset Management Limited
155 Bishopsgate
EC2M 3XY
United Kingdom

Authorised and regulated by the Financial Conduct Authority
CONTACT US: +44 (0) 333 300 0372 (This is a low cost number)
Telephone calls may be recorded and monitored
www.barings.com