

iMGP Euro Fixed Income

Managed by  
Bank SYZ Ltd

Share class : I EUR  
ISIN : LU0335770102  
For qualified investors only

Investment objective

The objective of this Sub-fund is to provide its investors with an appreciation of their investment by means of a portfolio consisting principally of investment grade bonds denominated in Euro, from any type of issuers and without any geographical constraints. The unhedged exposure of the fund to currencies other than Euro cannot exceed 25%. The Sub-fund promotes environmental and social characteristics according to article 8 of the Regulation (EU) 2019/2088 but does not have sustainable investment as its objective. The Sub-Manager believes that Environmental, Social and Governance (ESG) consideration allows for long-term value creation, allowing to foster a positive change. The Management Company has adopted for this purpose an ESG policy which may be consulted on [www.imgp.com](http://www.imgp.com).

Risk/Return profile

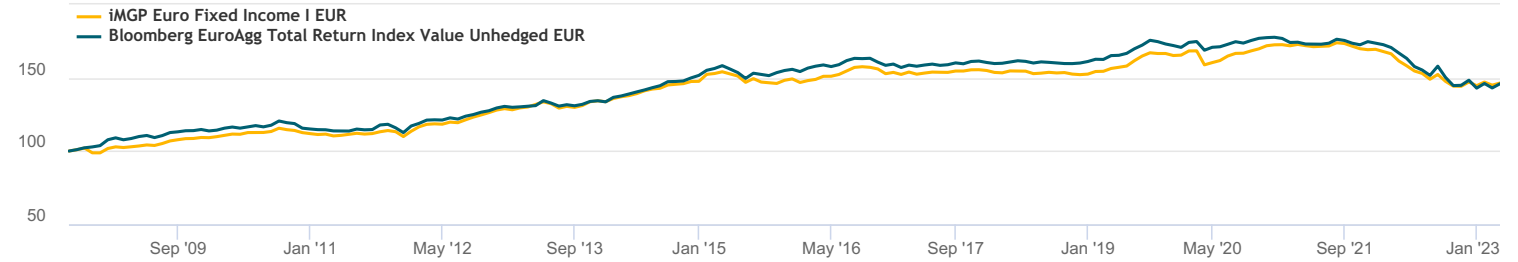
LOWER RISK  
(Typically lower rewards)

HIGHER RISK  
(Typically higher rewards)



Performance & risk measures

Data as of 2023.03.31



JP Morgan EMU TR EUR since launch; Bloomberg Barclays Euro Agg. TR EUR since 01.01.2016

Monthly returns	Year	Jan	Feb	Mar	Apr	May	Jun	Jul	Aug	Sep	Oct	Nov	Dec
2023	1.3%	1.7%	-1.4%	1.0%	-	-	-	-	-	-	-	-	-
2022	-14.7%	-1.8%	-3.0%	-2.0%	-2.3%	-1.1%	-2.6%	2.2%	-3.1%	-2.2%	-0.1%	2.0%	-1.7%
2021	-1.8%	0.1%	-0.4%	0.5%	-0.7%	-0.4%	0.3%	1.3%	-0.3%	-1.1%	-1.0%	-0.4%	0.1%
2020	4.3%	1.7%	0.0%	-5.7%	1.0%	0.9%	1.9%	1.1%	0.1%	0.9%	0.8%	1.2%	0.4%
2019	8.5%	1.2%	0.1%	1.2%	0.5%	0.5%	2.3%	2.0%	1.3%	-0.3%	0.0%	-0.8%	0.2%
2018	-1.6%	-0.8%	-0.2%	0.9%	-0.1%	-1.1%	0.2%	0.4%	-0.3%	0.2%	-0.7%	-0.2%	0.2%

Cumulative performance	Fund	Index
1M	1.0%	2.0%
3M	1.3%	2.1%
6M	1.5%	0.9%
1Y	-7.4%	-10.6%
3Y	-7.8%	-13.6%
5Y	-5.3%	-9.7%
Since inception	46.4%	45.9%

Calendar year performance	Fund	Index
YTD	1.3%	2.1%
2022	-14.7%	-17.2%
2021	-1.8%	-2.9%
2020	4.3%	4.0%
2019	8.5%	6.0%
2018	-1.6%	0.4%

Annualized risk measures	Fund	Index
Volatility	4.1%	5.7%
Sharpe ratio	-0.6	-0.8
Information ratio	0.7	-
Duration	5.1	-
Yield to maturity	3.8%	-

Annualized performance	Fund	Index
3Y	-2.7%	-4.7%
5Y	-1.1%	-2.0%
Since inception	2.6%	2.6%

Source: iM Global Partner Asset Management. Past performance does not guarantee or predict future performance. Annualized risk measures based on 3-year weekly returns if more than 3-year history or 1-year if less than 3-year history.

iMGP Euro Fixed Income

Share class : I EUR

For qualified investors only

Manager Comment

Highlights

- March was a positive month for EUR bonds as Central Banks’ rapid intervention have succeeded to reassure financial market
- The fund posted a positive performance in March in a context of declining EUR interest rates, but lagged behind its reference index performance
- A more balanced allocation between risk and defensive assets within the EUR fixed income spectrum is warranted as odds of a market correction are rising, but it is too soon to shift toward an outright defensive allocation

Cumulative performance	Fund	Index
1M	1.0%	2.0%
YTD	1.3%	2.1%

Market Review

March was a positive month for EUR bonds as Central Banks’ rapid interventions have succeeded to reassure financial market and delayed the risk of recession after the banking sector stress in the US and Switzerland. Interest-rates declined sharply, especially at the front end of the curve, as this stress raised fears that central banks may be close to the end of their monetary policy tightening. After having been firstly negatively impacted, credit spreads ended the month slightly wider in Europe, with high yield debt more affected and subordinated bonds under specific pressure from the surprising decision to write down Credit Suisse AT1 instruments. The Dollar lost ground against all major currencies.

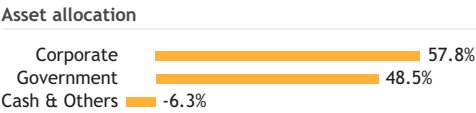
Fund Review

The fund posted a positive performance in March in a context of declining EUR interest rates, but lagged behind its reference index performance. The allocation to sovereign bonds was the largest contributor to the performance, fueled by the sharp decline in interest rates across all maturities. Government bonds with short-to-medium term maturities, and the exposure to EUR long term rates via futures, benefited strongly from the fall in interest rates. The allocation to financial and nonfinancial corporate bonds also brought a positive contribution, even if the widening in credit spreads offset part of the impact of lower rates. While the fund had no direct exposure to Credit Suisse instruments, its diversified exposure to Subordinated bonds was the only (mild) detractor to the performance following the decision to write down Credit Suisse AT1 instruments. Compared to its reference index, the fund’s lower duration profile and its larger exposure to financial and nonfinancial credit were the reason of the relative underperformance. The allocation of the portfolio was adjusted toward a slightly more defensive stance to take into account rising downside risks on the macroeconomic and financial outlook. A position in 10y German government futures was introduced, complementing the existing portfolio of mostly short-to-medium maturity Investment Grade credit bonds and medium-to-long term sovereign bonds. The allocation to financial and non-financial credit was also reduced at the end of the month, once market conditions stabilized after the volatility experienced around mid-month. As a result, the portfolio duration was raised by adding exposure to high-quality long-term bonds, expected to bring a positive contribution in an adverse market environment for equities and credit.

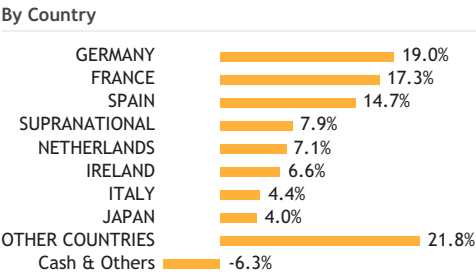
Outlook

Current macro-economic dynamics remain positive, supported by tight job markets on both sides of the Atlantic fueling solid service sector activity. However, cyclical sectors (manufacturing, real estate, banks...) are under rising pressures from tighter financial conditions, and downside risks for the economy and credit markets are rising along with odds of a pullback in interest rates triggered by deteriorating macro conditions. While current positive growth dynamics and still elevated inflation continue to warrant some caution regarding long term rate exposure, credit spreads/rates correlations turning negative again enhance the diversification and risk management of diversified fixed income portfolios. A more balanced allocation between risk and defensive assets within the EUR fixed income spectrum is therefore warranted as odds of a market correction are rising, but it is too soon to shift toward an outright defensive allocation.

Portfolio Breakdown



By Maturity		By Rating	
Less than 1 year	1.0%	AAA	17.3%
Between 1 and 3 years	14.2%	AA	10.8%
Between 3 and 5 years	31.8%	A	31.9%
Between 5 and 7 years	19.6%	BBB	33.3%
Between 7 and 10 years	16.8%	BB	1.4%
More than 10 years	12.9%	B	0.5%
		NR	1.1%



By Sector		Top 10	
Government	48.5%	OAT 1.25% 05/34	5.6%
Financials	36.7%	DBR 0% 08/31 G	5.5%
Industrials	5.9%	EIB 0.25% 01/32 EARN	5.2%
Utilities	5.2%	SPAIN 3.15% 04/33	5.2%
Consumer Discretionary	3.9%	IRELAND 0.2% 05/27	3.6%
Consumer Staples	3.3%	IMGP EUROPEAN SUB BDS I S EUR	2.8%
Health Care	1.3%	ESM 3% 03/28 ESM	2.6%
Energy	0.9%	KFW 2.75% 03/28 EMTN	2.6%
Communications	0.5%	CHILE 0.1% 01/27	2.3%
Cash & Others	-6.3%	HKINTL % 11/26 GMTN	1.6%
			37%

Source: iM Global Partner Asset Management

iMGP Euro Fixed Income

Share class : I EUR

For qualified investors only

Dealing information

Liquidity	Daily
Cut-off time	TD 12:00 Luxembourg
Minimum initial investment	1,000,000
Settlement	TD+2
ISIN	LU0335770102
CH Security Nr	3615226
Bloomberg	OYSEFIS LX

Fees

Subscription fee	Max 0.00%
Redemption fee	Max 1.00%
Management fee	Max 0.55%
Performance fee	-

Administrative information

Central Administration	CACEIS Bank, Luxembourg Branch	Auditor	PwC Luxembourg
Transfert Agent	CACEIS Bank, Luxembourg Branch	Management company	iM Global Partner Asset Management S.A.
Custodian Bank	CACEIS Bank, Luxembourg Branch		

Important information

This marketing document has been issued by the investment fund, iMGP (hereinafter referred to as “iMGP”). It is not intended for distribution to or use by individuals or legal entities that are citizens of or reside in a state, country, or jurisdiction in which applicable laws and regulations prohibit its distribution, publication, issue, or use. Users are solely responsible for verifying that they are legally authorised to consult the information herein. **Only the most recent version of the prospectus, the key information document (“KID”) (key investor information document (“KIID”) in the UK), and the annual and half-yearly reports of iMGP (hereinafter referred to as iMGP’s “legal documentation”) should be considered as a basis for investment decisions. These documents are available in English on the website, [www.imgp.com/iMGP](http://www.imgp.com/iMGP), or from the iMGP offices at 5, Allée Scheffer, L-2520 Luxembourg.** For Switzerland, the prospectus, the key information document, the annual and semi-annual reports, as well as the statutes can be obtained without charges from CACEIS (Switzerland) SA- 35 Route de Signy - CH-1260 Nyon, representative for Switzerland and CACEIS Bank, Paris, succursale de Nyon / Suisse, paying agent for Switzerland. For other countries, the list of representatives is available on [www.imgp.com](http://www.imgp.com).

The information or data contained in the present document does not in any way constitute an offer or a recommendation or advice to buy or sell shares in the Fund’s units. Furthermore, any reference to a specific security in this document should not be construed as a recommendation or investment advice. They are intended solely to inform the investor as to past performance, and do not reflect the opinion of iMGP or any related companies as to future returns. The information, opinions and assessments contained in the present document shall apply at the time of publication and may be revoked or changed without prior notice. iMGP has not taken any measures to adapt to each individual investor who remains responsible for his own independent decisions. Moreover, investors are advised to consult their legal, financial or tax advisors before taking any investment decisions. Tax treatment depends entirely on the financial situation of each investor and may be subject to change. It is recommended that investors obtain the appropriate expert advice before taking any investment decisions. This marketing document is in no way intended to replace the legal documentation and/or any information that investors obtain from their financial advisors.

The value of the units referred to may fluctuate and investors may not recoup all or part of their original investment. Investors should consult the iMGP’s prospectus for further details on the risks involved. **Past performance does not predict future returns.** It is calculated in the unit currency and, where investments are made in a different currency, may also be affected by fluctuations in exchange rates. The performance data given does not include commissions or any fees linked to the subscription to and/or repurchase of shares. **Returns are calculated net of fees in the reference currencies of specific sub - funds.** They reflect the current fees, include management commissions and possibly also performance commissions deducted from the sub-funds. All returns are calculated from NAV to NAV with dividends reinvested. Unless otherwise stated, the performance of sub-funds is shown on a total return basis, including dividends or any other relevant distributions. All returns shown are gross of any tax deductions that could be applicable to an investor. It is possible that companies linked to iMGP and their executives, directors or personnel hold or have held stakes or positions in the securities listed in this document, or that they have traded or acted as market maker for these securities. Moreover, these entities or individuals may also have past or present ties with the executives of the companies issuing the abovementioned shares; furnish or have furnished financial or other services; or are or have been a director of the companies in question. Please note that any reference to an index is made for information purposes only. The performance of the Fund may differ from the performance of the index. None of the index provider data may be reproduced or re-disseminated in any form and may not be used as a basis for or a component of any financial instruments or products or indices. The risk indicator of the Fund is deemed to reflect the level of risk of the Fund. It can vary from 1 to 7. Level 1 on the scale does not mean that investing in the Fund is risk free. The indicator is based on historic data and can therefore not guarantee the level of future risk of the Fund. The indicator is also not intended to be an investment objective for the Fund and therefore can vary over time. For further information, please refer to the most recent version of the key information document (“KID”), (“KIID” in the UK).