

# DNCA INVEST EUROSE

FLEXIBLE ASSET



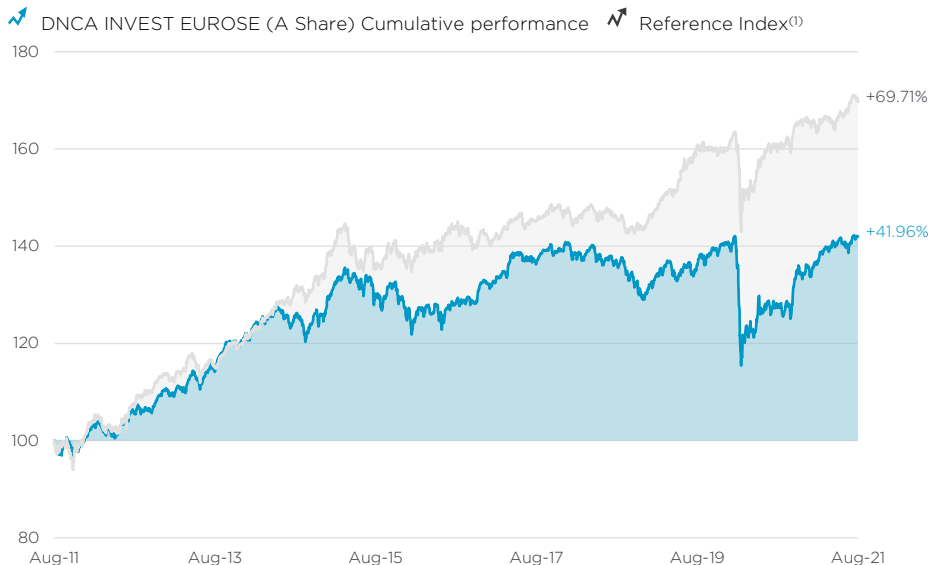
## Investment objective

The Sub-Fund seeks to outperform the 80% FTSE MTS Global + 20% EURO STOXX 50 Net Return composite index calculated with dividends reinvested, over the recommended investment period (3 years).

## Financial characteristics

NAV (€)	163.77
Net assets (€M)	2,411
Number of equities holdings	33
Number of issuers	147
Dividend yield 2020 <sup>e</sup>	3.59%
ND/EBITDA 2020	1.6x
Price to Book 2020	1.2x
Price Earning Ratio 2021 <sup>e</sup>	11.4x
EV/EBITDA 2021 <sup>e</sup>	5.6x
Price to Cash-Flow 2021 <sup>e</sup>	5.7x
Average modified duration	2.21
Average maturity (years)	2.55
Average yield	0.64%
Average rating	BB+

## Performance (from 31/08/2011 to 31/08/2021)



## Annualised performances and volatilities (%)

	1 year	3 years	5 years	10 years	Since inception
A Share	+11.27	+1.37	+2.04	+3.57	+3.61
Reference Index	+6.45	+5.24	+3.37	+5.43	+4.36
A Share - volatility	5.19	7.06	5.92	5.52	4.91
Reference Index - volatility	3.94	5.45	4.86	5.31	5.47

## Cumulative performances (%)

	1 month	YTD	1 year	3 years	5 years	10 years	Since inception
A Share	+1.01	+5.83	+11.27	+4.17	+10.60	+41.96	+63.77
Reference Index	+0.06	+2.35	+6.45	+16.56	+18.01	+69.72	+81.24

## Calendar year performances (%)

	2020	2019	2018	2017	2016
A Share	-4.27	+7.85	-6.42	+4.73	+2.48
Reference Index	+4.15	+10.77	-1.76	+2.22	+3.64

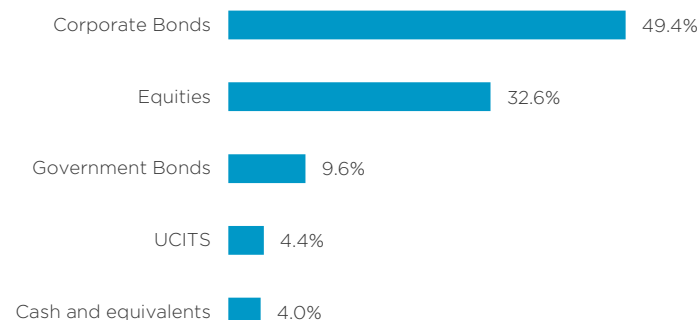
## Risk and reward profile



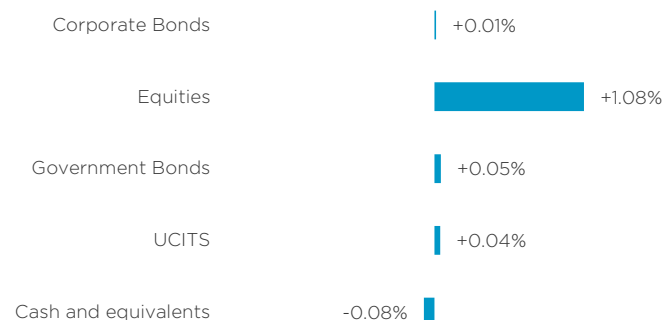
	1 year	3 years	5 years
Sharpe Ratio	2.26	0.26	0.41
Tracking error	4.40%	4.55%	4.07%
Correlation coefficient	0.57	0.76	0.73
Information Ratio	1.10	-0.85	-0.33
Beta	0.75	0.99	0.89

**Main risks:** Counterparty risk, credit risk, equity risk, eSG risk, interest-rate risk, liquidity risk, risk associated with troubled financial securities, risk of investing in derivative instruments as well as instruments embedding derivatives, specific Risk linked to ABS and MBS

## Asset class breakdown



## Monthly performance contributions



## Sector breakdown (ICB)

	Fund	Index
Banks	15.1%	1.3%
Govies	9.6%	80.0%
Telecommunications	8.9%	0.4%
Industrial Goods and Services	7.7%	3.0%
Technology	7.4%	3.7%
Automobiles and Parts	5.9%	0.8%
Construction and Materials	5.4%	0.6%
Media	4.9%	0.2%
Health Care	4.7%	1.5%
Energy	4.5%	0.8%
Utilities	4.2%	0.9%
Financial Services	3.5%	0.2%
Chemicals	1.8%	1.7%
Consumer Products and Services	1.7%	2.1%
Food, Beverage and Tobacco	1.6%	0.8%
Retail	1.4%	0.5%
Real Estate	1.0%	0.2%
Personal Care, Drug and Grocery	0.9%	0.2%
Travel and Leisure	0.7%	0.2%
Basic Resources	0.6%	-
Insurance	0.3%	1.1%
UCITS	4.4%	N/A
Cash and equivalents	4.0%	N/A

## Country breakdown

	Fund	Index
France	45.5%	27.0%
Italy	15.5%	19.3%
Netherlands	9.9%	7.1%
Spain	9.0%	12.7%
Germany	3.1%	19.7%
Luxembourg	1.5%	-
USA	1.5%	-
Ireland	1.1%	2.1%
Sweden	1.0%	-
Austria	0.8%	3.0%
United Kingdom	0.8%	0.9%
Belgium	0.6%	5.0%
Portugal	0.3%	2.0%
Denmark	0.3%	-
Norway	0.3%	-
Finland	0.2%	1.4%
Australia	0.1%	-
Poland	0.1%	-
UCITS	4.4%	N/A
Cash and equivalents	4.0%	N/A

## Bonds portfolio composition and indicators

	Weight	Maturity (yrs)	Modified duration	Yield	Number of lines
Fixed rate bonds	34.56%	2.54	2.25	0.82%	140
Inflation-linked bonds	9.60%	2.76	2.74	-0.43%	5
Floating-rate bonds	8.65%	2.59	1.68	0.64%	41
Participative and perpetual	3.20%	2.40	2.22	1.73%	18
Convertible bonds	2.97%	2.02	1.53	0.82%	8
<b>Total</b>	<b>58.97%</b>	<b>2.55</b>	<b>2.21</b>	<b>0.64%</b>	<b>212</b>

## Changes to portfolio holdings<sup>+</sup>

**In:** Castellum AB PERP, eircom Finance DAC 1.75% 2023 (3.5), Gruenenthal GmbH 2026 FRN (4.9) and Jyske Bank AS 2026 FRN

**Out:** Gruenenthal GmbH 4.13% 2026 (4.9), KLOECKNER & CO FINL SERV 2% 09/08/2023 and PRYSMIAN SPA 0% 01/17/2022 (6.2)

## Equity portfolio (32.6%)

### Main positions<sup>+</sup>

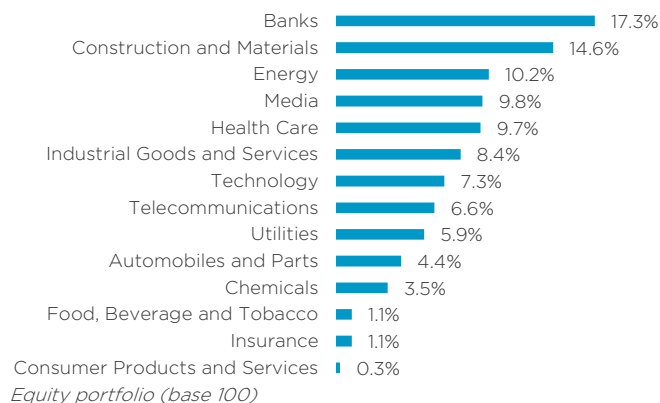
	Weight
TOTALENERGIES SE (5.7)	2.88%
CREDIT AGRICOLE SA (7.0)	2.83%
COMPAGNIE DE SAINT GOBAIN (6.0)	2.32%
STMICROELECTRONICS NV (Paris) (5.3)	2.22%
BOUYGUES SA (5.8)	2.17%

### Monthly performance contributions

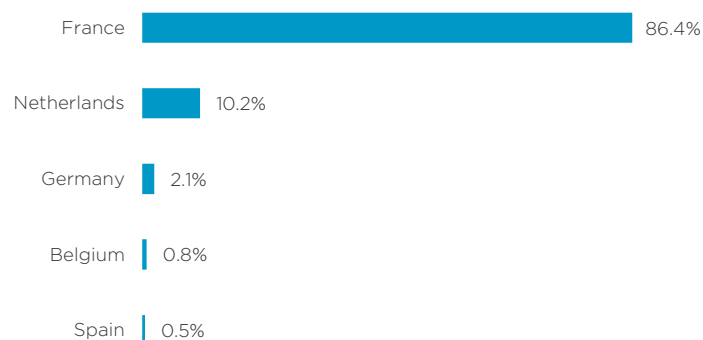
Best	Weight	Contribution
EDF	1.86%	+0.20%
STMICROELECTRONICS NV (Paris)	2.22%	+0.19%
BOUYGUES SA	2.17%	+0.18%
SOCIETE GENERALE SA	1.77%	+0.13%
CREDIT AGRICOLE SA	2.83%	+0.11%

Worst	Weight	Contribution
THALES SA	1.82%	-0.05%
DASSAULT AVIATION SA	0.91%	-0.05%
TECHNIP ENERGIES NV	0.28%	-0.01%
COFACE SA	0.34%	-0.01%
MICHELIN (CGDE)	1.25%	-0.01%

### Sector breakdown (ICB)



### Country breakdown



## Bond portfolio (59.0%)

### Main positions<sup>+</sup>

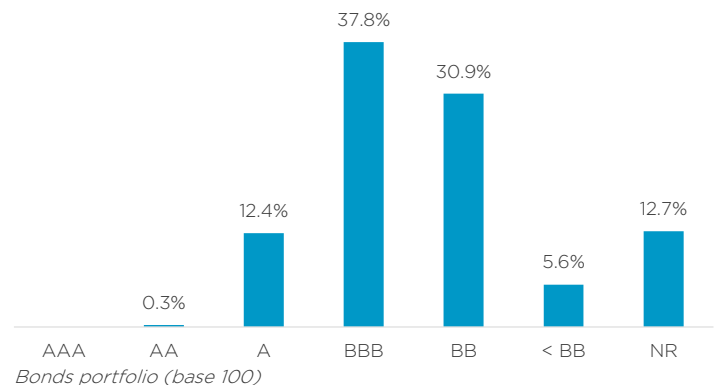
	Weight
Spain I/L 2024	3.08%
Italy I/L 2024	2.92%
Italy I/L 2023	1.92%
Telecom Italia SpA Milano 1.13% 2022 CV (4.1)	1.60%
Spain I/L 2023	1.21%

### Monthly performance contributions

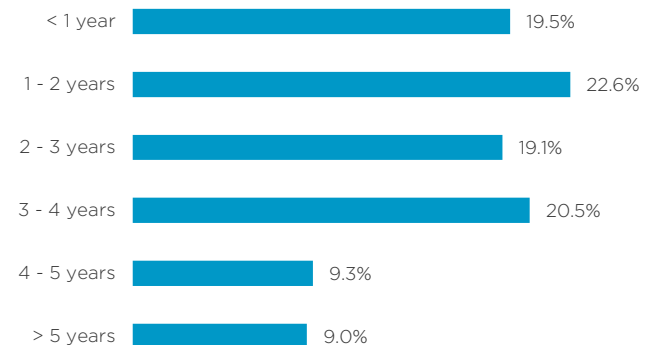
Best	Weight	Contribution
Italy I/L 2024	2.92%	+0.02%
Spain I/L 2024	3.08%	+0.02%
Italy I/L 2023	1.92%	+0.01%
Spain I/L 2023	1.21%	+0.01%
ams AG 6% 2022	0.36%	+0.00%

Worst	Weight	Contribution
Iliad SA 1.88% 2028	0.45%	-0.01%
CGG SA 7.75% 2027	0.28%	+0.00%
Iliad SA 2.38% 2026	0.23%	+0.00%
Eiffage SA 1.63% 2026	0.17%	+0.00%
BNP Paribas SA 2028 FRN	0.27%	+0.00%

### Rating breakdown



### Maturity breakdown



## Portfolio managers comments

The good trend in earnings releases observed in July continued in August, for both listed and unlisted debt-issuing companies. Balance sheets, which were severely affected by the crisis last year, are now in a rapid recovery phase. The vast majority of European and global leaders in the portfolio have consolidated or even strengthened their market shares, thanks to the cost-cutting plans introduced and the use of all available public aid. The maintenance of extremely favourable financing conditions is the key to this resistance. The slight rise in interest rates over the month, entirely linked to the rebound in inflation expectations, pushed down the bond markets, within which high-yield credit saw its spreads compress, and equities fell by nearly 3%.

Thanks to its allocation to equities and credit, Invest Eurose continued to rise (1.01% over the month) and posted a year-to-date performance of 5.83%.

During the month, the fund increased its exposure to Akka Technologies, BNP Paribas, Stellantis and TotalEnergies. Conversely, it reduced its positions in Bouygues, Orange and Société Générale. The fund also monetised the dividends received in shares of Crédit Agricole and EDF. At the end of August, Invest Eurose was 30.0% invested in equities (net of hedging) with significant exposure to the following sectors: banking, buildings and construction materials, energy, health and media. The portfolio's main holdings are : TotalEnergies (2.9%), Crédit Agricole (2.8%), Saint-Gobain (2.3%), STMicroelectronics (2.2%) and Bouygues (2.2%). The management team hedges part of the equity portfolio through the sale of futures contracts (EURO STOXX 50 and CAC 40), which was increased slightly in August to 3.75%. The financial characteristics of the portfolio show a still reasonable valuation with a P/E for the current year of 11.5x (EURO STOXX 50 at 18.0x) for an expected earnings growth of +64%, the yield of dividends paid in 2021 is estimated at 3.5% (EURO STOXX 50 at 2.2%).

On the bond side, the reduction of senior non-preferred positions of the major European banks is still ongoing, depending on buying opportunities. Two new issuers are entering the portfolio via the primary market: Castellum, a Swedish listed company, leader in office and logistics real estate in the largest cities in the Nordic countries; Invest Eurose is investing in a hybrid bond issued in connection with the acquisition of its compatriot and competitor Kungsliden. The call is expected in 5.5 years, for a yield of 3.1%. The Danish bank Jyske Bank, in the context of a green bond issue in senior non-preferred format, also entered the portfolio, with an investment grade rating and a maturity of 5 years. After a strong performance, the Klöckner 2023 and Prysmian 2022 convertibles were sold, and the Unibail-Rodamco-Westfield (hybrid, call 2023) and Intesa SanPaolo 2023 lines were reduced. It should be noted that during the month ArcelorMittal and Kion, in the portfolio, had their credit ratings upgraded to investment grade by Moody's and S&P respectively.

The portfolio's good earnings performance in the first half of the year has led to a significant upward revision of the earnings outlook for 2021 and 2022. As a result, despite the performance of Invest Eurose's equity portfolio, its valuation levels have eased. These very reasonable ratios could act as a buffer if the expected change in monetary policy in the US were to weigh on the markets. On the credit side, many issues are expected in September, so the fund could continue to diversify its investments and optimise its risk/return ratio.

Text completed on 02/09/2021.



Jean-Charles  
Meriaux



Romain  
Grandis



Damien  
Lanternier



Adrien  
Le Clainche



Baptiste  
Planchard



Nolwenn  
Le Roux

### Administrative information

**Name:** DNCA INVEST Eurose  
**ISIN code (Share A):** LU0284394235  
**SFDR classification:** Art.8  
**Inception date:** 28/09/2007  
**Investment horizon:** Minimum 3 years  
**Currency:** Euro  
**Country of domicile:** Luxembourg  
**Legal form:** SICAV  
**Reference Index:** 80% FTSE MTS Global + 20% EURO STOXX 50 NR  
**Valuation frequency:** Daily  
**Management company:** DNCA Finance

#### Portfolio Managers:

Jean-Charles MERIAUX  
 Romain GRANDIS  
 Damien LANTERNIER  
 Adrien LE CLAINCHE  
 Baptiste PLANCHARD  
 Nolwenn LE ROUX

**Minimum investment:** 2,500 EUR  
**Subscription fees:** 1%max  
**Redemption fees:** -  
**Management fees:** 1.40%  
**Ongoing charges as of 31/12/2020:** 1.41%  
**Performance fees:** -

**Custodian:** BNP Paribas Securities  
 Services, Luxembourg Branch  
**Settlement:** T+2  
**Cut off:** 12:00 Luxembourg time

### Legal information

The regulatory documents are available on our website or on request at the company's headquarters free of charge. In accordance with the regulations, the customer can receive, on request, details of the remuneration relating to the marketing of this product. DNCA Investments is a trademark of DNCA Finance.

This promotional document is a simplified presentation tool and does not constitute a subscription offer or investment advice. This document may not be reproduced, disseminated or communicated, in whole or in part, without prior authorisation from the management company. Access to the products and services presented may be subject to restrictions for certain persons or countries. The tax treatment depends on the individual situation. The DICI and the prospectus must be given to the subscriber prior to each subscription. For full information on strategic orientations and all fees, please consult the prospectus, the DICI and other regulatory information available on our website [www.dnca-investments.com](http://www.dnca-investments.com) or on request free of charge from the management company's headquarters. The information is provided for information purposes only, is subject to constant change and fluctuation, and may be modified at any time without prior notice.

This product promotes environmental or social characteristics, but does not have as its objective a sustainable investment. It might invest partially in assets that have a sustainable objective, for instance qualified as sustainable according to the EU classification.

This product is subject to sustainability risks as defined in the Regulation 2019/2088 (article 2(22)) by environmental, social or governance event or condition that, if it occurs, could cause an actual or a potential material negative impact on the value of the investment.

If the portfolio investment process can incorporate ESG approach, the portfolio's investment objective is not primarily to mitigate this risk. The sustainability risk management policy is available on the website of the Management Company.

The reference benchmark as defined in the Regulation 2019/2088 (article 2(22)) does not intend to be consistent with the environmental or social characteristics promoted by the fund.

DNCA Finance - 19, place Vendôme - 75001 Paris - tel: +33 (0)1 58 62 55 00 - email: [dnca@dnca-investments.com](mailto:dnca@dnca-investments.com) - [www.dnca-investments.com](http://www.dnca-investments.com) - dedicated intranet site for independents. An investment management company authorized by the AMF (Financial Market Authorities) under number GP 00-030 on 18 August 2000. Non-independent investment advisor as stipulated by the MIFID II Directive.

### Glossary

**Beta.** Measures the average extent to which a fund moves relative to the broader market. The beta of a market is 1. A fund with a beta of more than 1 moves on average to a greater extent than the market. A fund with a beta of less than 1 moves on average to a lesser extent. If beta is a minus number, it is likely that the stock and the market move in opposite directions.

**Correlation coefficient.** The correlation coefficient is a measure of correlation. It is used to determine the relationship between two assets over a given period. A positive coefficient means that the two assets move in the same direction. Conversely, a negative coefficient means that the assets move in the opposite direction. The correlation or decorrelation can be more or less strong and varies between -1 and 1.

**Dividend yield.** Annual dividends per share / Price per share

**EV (Enterprise Value).** Market value of common stock + market value of preferred equity + market value of debt + minority interest - cash and investments.

**Maturity.** The time when a bond or other debt instrument is due to for redemption (is due to mature); or the length of time between the issue of such an instrument and the date it is due for redemption (the maturity date).

**ND/EBITDA (Net Debt / EBITDA).** A measurement of leverage, calculated as a company's interest-bearing liabilities minus cash or cash equivalents, divided by its EBITDA. The net debt to EBITDA ratio is a debt ratio that shows how many years it would take for a company to pay back its debt if net debt and EBITDA are held constant.

**P/B.** The Price to Book Ratio is the ratio of the market value of equity (market capitalisation) to its book value. It is used to compare the market valuation of a company with its book value.

**P/CF (Share price/Cash Flow per Share).** The price-to-cash-flow ratio is an indicator of a stock's valuation.

**PER (Price Earnings Ratio).** A company's share price divided by the amount of profits it makes for each share in a 12-month period. PE ratios are normally calculated on the base of all the profit made in the period, whether or not the profit is paid out to shareholders in that period.

**Sensitivity.** The sensitivity of a bond measures the change in its percentage value induced by a given change in interest rates.

**Sharpe Ratio.** A way of measuring the historical risk-adjusted return on an investment. It is the average previous return minus the risk-free return, divided by the standard deviation (a measure of risk that looks at the diversion of actual returns from expected returns).

**Sharpe Ratio.** The Sharpe ratio measures the excess return over the risk-free money rate of an asset portfolio divided by the standard deviation of that return. It is therefore a measure of the marginal return per unit of risk. It is used to measure the performance of managers with different risk policies.

**Tracking error.** Tracking Error is a measure of how closely an investment portfolio follows the index against which it is benchmarked. It is the difference in the return earned by a portfolio and the return earned by the benchmark against which the portfolio is constructed. For example, if a bond portfolio earns a return of 5.15% during a period when the portfolio's benchmark (say, for example, the Lehman Brothers Index) produces a return of 5.06%, the tracking error is .09%, or 9 basis points.

## Additional notes

This material has been provided for information purposes only to investment service providers or other Professional Clients, Institutional Investors, or Qualified or non- Qualified Investors in Switzerland, and, when required by local regulation, only at their written request.

- **In the E.U. (outside of the UK and France):** Provided by Natixis Investment Managers S.A. or one of its branch offices listed below. Natixis Investment Managers S.A. is a Luxembourg management company that is authorized by the Commission de Surveillance du Secteur Financier and is incorporated under Luxembourg laws and registered under n. B 115843. Registered office of Natixis Investment Managers S.A.: 2, rue Jean Monnet, L-2180 Luxembourg, Grand Duchy of Luxembourg. Italy: Natixis Investment Managers S.A., Succursale Italiana (Bank of Italy Register of Italian Asset Management Companies no 23458.3). Registered office: Via Larga, 2 - 20122, Milan, Italy. Germany: Natixis Investment Managers S.A., Zweigniederlassung Deutschland (Registration number: HRB 88541). Registered office: Im Trutz Frankfurt 55, Westend Carrée, 7. Floor, Frankfurt am Main 60322, Germany. Netherlands: Natixis Investment Managers, Netherlands (Registration number 50774670). Registered office: Stadsplateau 7, 3521AZ Utrecht, the Netherlands. Sweden: Natixis Investment Managers, Nordics Filial (Registration number 516405-9601 - Swedish Companies Registration Office). Registered office: Kungsgatan 48 5tr, Stockholm 111 35, Sweden. Spain: Natixis Investment Managers, Sucursal en España, Serrano nº90, 6th Floor, 28006 Madrid, Spain.
- **In France:** provided by Natixis Investment Managers International – a portfolio management company authorized by the Autorité des Marchés Financiers (French Financial Markets Authority - AMF) under no. GP 90-009, and a public limited company (société anonyme) registered in the Paris Trade and Companies Register under no. 329 450 738. Registered office: 43 avenue Pierre Mendès France, 75013 Paris.
- **In Switzerland:** provided for information purposes only to Qualified or non-Qualified Investors by Natixis Investment Managers, Switzerland Sàrl, Rue du Vieux Collège 10, 1204 Geneva, Switzerland or its representative office in Zurich, Schweizergasse 6, 8001. Zürich.

**Specific consideration for Swiss investors:** as DNCA Finance does not have the status of Swiss Distributor, the Swiss Prospectus, the Key Investor Information Document (KIID), the articles of incorporation, the annual and semi-annual report in French and supplemental information may be obtained free of charge from the Swiss Representative of the Funds. The Swiss Representative of the Funds is Carnegie Fund Services S.A., 11 rue du Général- Dufour, CH-1204 Genève, Switzerland, web: [www.carnegie-fundservices.ch](http://www.carnegie-fundservices.ch). The paying agent service is assumed by Banque Cantonale de Genève, 17, quai de l'Île, CH-1204 Geneva, Switzerland. For the Funds authorized for the distribution to non-qualified investors, the latest net asset values are published on [www.swissfunddata.ch](http://www.swissfunddata.ch).

- **In the British Isles:** provided by Natixis Investment Managers UK Limited which is authorised and regulated by the UK Financial Conduct Authority (register no. 190258) - registered office: Natixis Investment Managers UK Limited, One Carter Lane, London, EC4V 5ER. When permitted, the distribution of this material is intended to be made to persons as described as follows: **in the United Kingdom:** this material is intended to be communicated to and/or directed at investment professionals and professional investors only; **in Ireland:** this material is intended to be communicated to and/or directed at professional investors only; **in Guernsey:** this material is intended to be communicated to and/or directed at only financial services providers which hold a license from the Guernsey Financial Services Commission; **in Jersey:** this material is intended to be communicated to and/or directed at professional investors only; **in the Isle of Man:** this material is intended to be communicated to and/or directed at only financial services providers which hold a license from the Isle of Man Financial Services Authority or insurers authorised under section 8 of the Insurance Act 2008.
- **In Singapore:** provided by Natixis Investment Managers Singapore (name registration no. 53102724D) to distributors and institutional investors only. Natixis Investment Managers Singapore is a division of Ostrum Asset Management Asia Limited (company registration no. 199801044D).
- **In Australia:** provided by Natixis Investment Managers Australia Pty Limited (ABN 60 088 786 289) (AFSL No. 246830) and is intended for the general information of financial advisers and wholesale clients only.
- **In New Zealand:** this document is intended for the general information of New Zealand wholesale investors only. This is not a regulated offer for the purposes of the Financial Markets Conduct Act 2013 (FMCA) and is only available to New Zealand investors who have certified that they meet the requirements in the FMCA for wholesale investors. Natixis Investment Managers Australia Pty Limited is not a registered financial service provider in New Zealand.
- **In Latin America:** provided by Natixis Investment Managers S.A.
- **In Chile:** esta oferta privada se inicia el día de la fecha de la presente comunicación. La presente oferta se acoge a la Norma de Carácter General N° 336 de la Superintendencia de Valores y Seguros de Chile. La presente oferta versa sobre valores no inscritos en el Registro de Valores o en el Registro de Valores Extranjeros que lleva la Superintendencia de Valores y Seguros, por lo que los valores sobre los cuales ésta versa, no están sujetos a su fiscalización. Que por tratarse de valores no inscritos, no existe la obligación por parte del emisor de entregar en Chile información pública respecto de estos valores. Estos valores no podrán ser objeto de oferta pública mientras no sean inscritos en el Registro de Valores correspondiente.
- **In Colombia:** provided by Natixis Investment Managers S.A. Oficina de Representación (Colombia) to professional clients for informational purposes only as permitted under Decree 2555 of 2010. Any products, services or investments referred to herein are rendered exclusively outside of Colombia. This material does not constitute a public offering in Colombia and is addressed to less than 100 specifically identified investors.
- **In Mexico:** provided by Natixis IM Mexico, S. de R.L. de C.V., which is not a regulated financial entity, securities intermediary, or an investment manager in terms of the Mexican Securities Market Law (Ley del Mercado de Valores) and is not registered with the Comisión Nacional Bancaria y de Valores (CNBV) or any other Mexican authority. Any products, services or investments referred to herein that require authorization or license are rendered exclusively outside of Mexico. While shares of certain ETFs may be listed in the Sistema Internacional de Cotizaciones (SIC), such listing does not represent a public offering of securities in Mexico, and therefore the accuracy of this information has not been confirmed by the CNBV. Natixis Investment Managers is an entity organized under the laws of France and is not authorized by or registered with the CNBV or any other Mexican authority. Any reference contained herein to "Investment Managers" is made to Natixis Investment Managers and/or any of its investment management subsidiaries, which are also not authorized by or registered with the CNBV or any other Mexican authority.
- **In Uruguay:** provided by Natixis Investment Managers Uruguay S.A., a duly registered investment advisor, authorised and supervised by the Central Bank of Uruguay. Office: San Lucar 1491, oficina 102B, Montevideo, Uruguay, CP 11500. The sale or offer of any units of a fund qualifies as a private placement pursuant to section 2 of Uruguayan law 18,627.

The above referenced entities are business development units of Natixis Investment Managers, the holding company of a diverse line-up of specialised investment management and distribution entities worldwide. The investment management subsidiaries of Natixis Investment Managers conduct any regulated activities only in and from the jurisdictions in which they are licensed or authorised. Their services and the products they manage are not available to all investors in all jurisdictions. It is the responsibility of each investment service provider to ensure that the offering or sale of fund shares or third party investment services to its clients complies with the relevant national law.

**Investors should consider the investment objectives, risks and expenses of any investment carefully before investing.** The analyses, opinions, and certain of the investment themes and processes referenced herein represent the views of the portfolio manager(s) as of the date indicated. These, as well as the portfolio holdings and characteristics shown, are subject to change. There can be no assurance that developments will transpire as may be forecasted in this material. Although Natixis Investment Managers believes the information provided in this material to be reliable, including that from third party sources, it does not guarantee the accuracy, adequacy, or completeness of such information. May not be redistributed, published, or reproduced, in whole or in part. Amounts shown are expressed in USD unless otherwise indicated.