

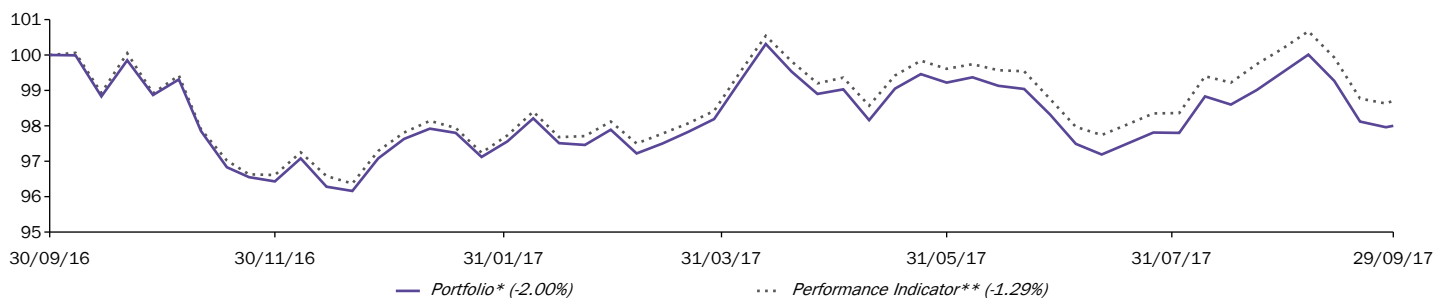
## FIXED INCOME

## AXA WF Global Inflation Bonds A (H) USD

## Key figures (in USD)

<b>Total assets under management (in million - EUR)</b>	<b>3 395.15</b>	<b>Current NAV (A)</b>	<b>176.65</b>
		12 month NAV price High	181.57
		12 month NAV price Low	171.71

## Performance evolution (in USD)



Data is rebased to 100 by AXA IM on the graph start date.

## Cumulative performance

	1 M.	3 M.	YTD	1 Y.	3 Y.	5 Y.	8 Y.	Launch
Portfolio*	-1.64%	0.26%	0.31%	-2.00%	11.68%	13.24%	37.47%	76.65%
Performance Indicator**	-1.58%	0.50%	0.78%	-1.29%	12.69%	15.17%	41.90%	65.16%

## Annualized performance

	1 Y.	3 Y.	5 Y.	8 Y.	Launch
Portfolio*	-2.00%	3.75%	2.51%	4.06%	5.27%
Performance Indicator**	-1.29%	4.06%	2.86%	4.47%	4.64%

## Annual performance

	2016	2015	2014	2013	2012	2011	2010
Portfolio*	9.72%	-0.69%	8.40%	-6.21%	5.60%	11.69%	4.13%
Performance Indicator**	10.61%	-1.21%	8.70%	-5.47%	5.60%	11.08%	5.43%

The figures provided relate to previous months or years and past performance is not a reliable indicator as to future performance.

## Risk analysis

	1 Y.	3 Y.	5 Y.	Launch
<b>Annualized volatility</b>				
Portfolio*	4.73%	5.50%	5.35%	6.88%
Performance Indicator**	4.74%	5.44%	5.37%	5.52%
<b>Relative risk ('tracking error')</b>	0.43%	0.47%	0.48%	3.33%
<b>Sharpe ratio</b>	-0.41	0.75	0.56	0.72
<b>Information ratio</b>	0.30	1.12	0.98	0.43

\* 1st NAV date: 05/09/2006

\*\* Performance indicator : Please refer to the Benchmark section in the characteristics/disclaimers part of the document.

Source(s): AXA Investment Managers as at 29/09/2017

Editor: AXA Investment Managers Paris

## FIXED INCOME

## AXA WF Global Inflation Bonds A (H) USD

## Portfolio analysis

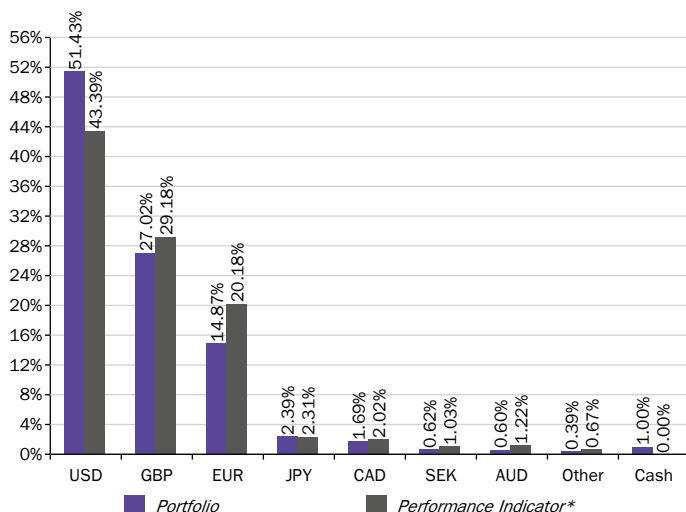
## Fund indicators

	Portfolio	Performance Indicator*
Cash	1.00%	0.00%
Number of Holdings	115	136
Number of Issuers	14	12
Linear Average Rating	AA	AA
Exponential Average Rating	A+	A+

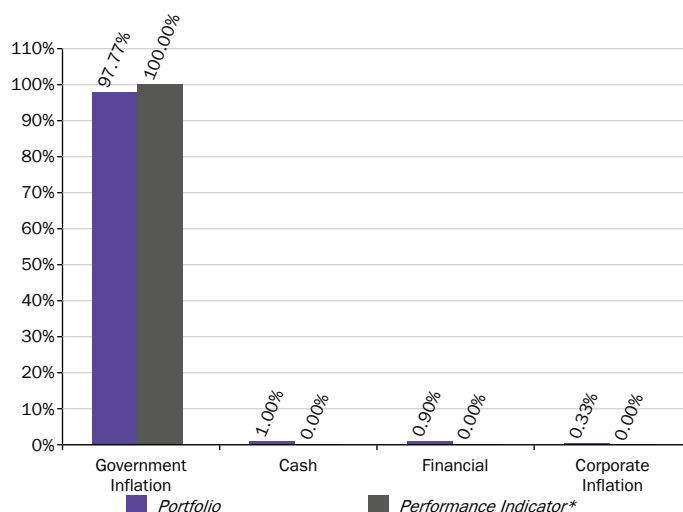
## Fund indicators

	Portfolio	Performance Indicator*
Average Life	13.06	13.45
Duration to worst	12.22	12.49
Average Coupon	0.89%	1.14%
Yield to maturity	-0.36	-0.18

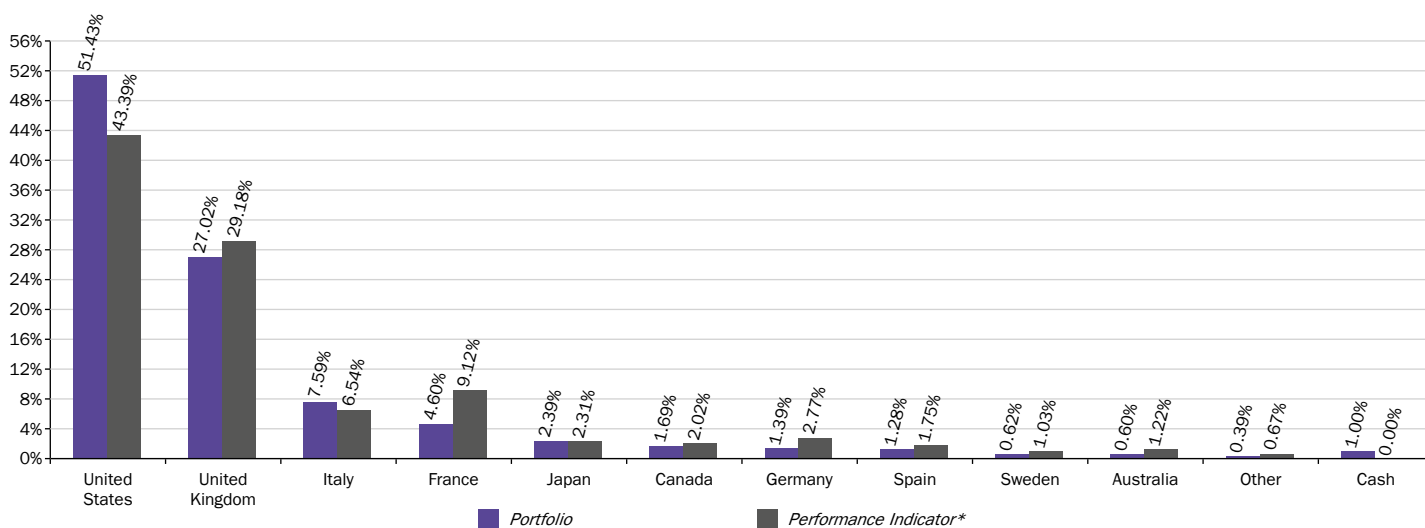
## Currency breakdown



## Asset class breakdown



## Country Breakdown



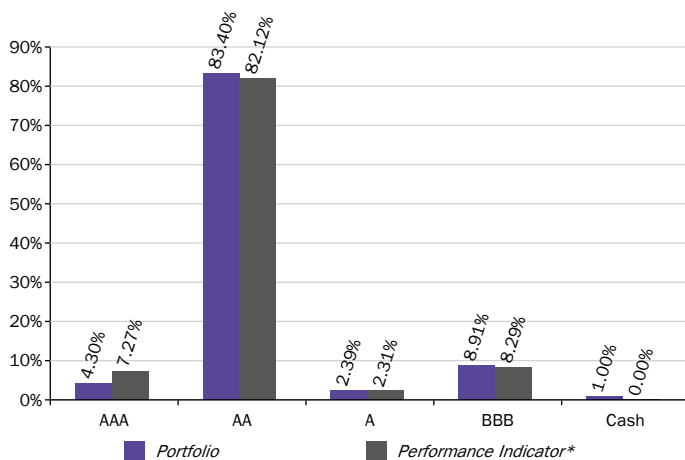
\* Performance indicator : Please refer to the Benchmark section in the characteristics/disclaimers part of the document.

Source(s): AXA Investment Managers as at 29/09/2017

## AXA WF Global Inflation Bonds A (H) USD

## Portfolio analysis

## Rating breakdown



## Contribution to duration by country

Country	Indicator	Duration
Australia	Inflation AUSTRALIA	0.09
Canada	Inflation CANADA	0.31
	Nominal	0.10
Cash	Cash	0.00
France	Inflation EURO	0.41
	Inflation FRANCE	0.06
	Nominal	0.03
Germany	Inflation EURO	0.21
Italy	Inflation EURO	0.56
Japan	Inflation JPN	0.18
New Zealand	Inflation NEW ZEALAND	0.06
Spain	Inflation EURO	0.11
Sweden	Inflation SWEDEN	0.06
United Kingdom	Inflation UK	6.44
	Nominal	-0.10
United States	Inflation U.S.	3.96
	Nominal	-0.25
<b>Total</b>		<b>12.22</b>

## Contribution to duration by currency and maturity

		0-1 year	1-3 years	3-5 years	5-7 years	7-10 years	10-20 years	+20 years	Total
Portfolio		0.00	0.00	0.00			0.09		0.09
Performance Indicator*	AUD		0.01	0.01		0.02	0.04	0.02	0.09
Portfolio		0.00				0.12	0.04	0.25	0.41
Performance Indicator*	CAD			0.01		0.02	0.08	0.19	0.30
Portfolio					0.01				0.01
Performance Indicator*	DKK								
Portfolio		0.01	0.04	0.05	0.28	0.06	0.56	0.37	1.38
Performance Indicator*	EUR	0.00	0.09	0.12	0.23	0.25	0.54	0.40	1.62
Portfolio		0.00	0.01		0.09	0.15	0.79	5.29	6.34
Performance Indicator*	GBP		0.04		0.19	0.06	0.90	5.38	6.56
Portfolio		0.00			0.09	0.08			0.18
Performance Indicator*	JPY				0.05	0.12			0.17
Portfolio		0.00					0.05	0.01	0.06
Performance Indicator*	NZD					0.01	0.03	0.01	0.05
Portfolio		0.00		0.00			0.05		0.06
Performance Indicator*	SEK		0.00	0.01		0.02	0.03		0.07
Portfolio		-0.01	0.19	0.70	0.24	0.80	0.40	1.39	3.71
Performance Indicator*	USD		0.15	0.35	0.36	0.87	0.42	1.46	3.60
Portfolio	<b>Total</b>	<b>0.00</b>	<b>0.25</b>	<b>0.76</b>	<b>0.70</b>	<b>1.22</b>	<b>1.98</b>	<b>7.32</b>	<b>12.22</b>
Performance Indicator*	<b>Total</b>	<b>0.00</b>	<b>0.28</b>	<b>0.50</b>	<b>0.85</b>	<b>1.36</b>	<b>2.05</b>	<b>7.45</b>	<b>12.49</b>

\* Performance indicator : Please refer to the Benchmark section in the characteristics/disclaimers part of the document.

Source(s): AXA Investment Managers as at 29/09/2017

## FIXED INCOME

## AXA WF Global Inflation Bonds A (H) USD

## Objective and investment strategy

The Sub-Fund's investment objective is to seek performance by investing mainly in inflation-linked bonds issued in OECD countries, over a medium term period.

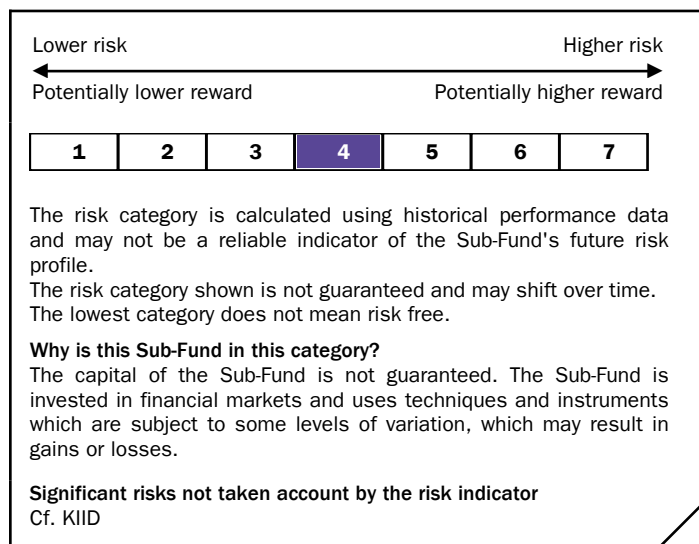
The Share Class aims at hedging the foreign exchange risk resulting from the divergence between the reference currency of the Sub-Fund and the currency of this Share Class by using derivatives instruments whilst retaining the exposure to Investment Policy described above.

## Performance Indicator

100% Bloomberg Barclays World Inflation-Linked Hedged USD from 05/09/06

## Risk characteristics

**Recommended Investment Time Horizon :** This Sub-Fund may not be suitable for investors who plan to withdraw their contribution within 3 years.



## General characteristics

Legal form	SICAV
Legal country	Luxembourg
Launch date	13/09/05
Fund Currency	EUR
Shareclass currency	USD
Valuation	Daily
Share Type	Accumulation
ISIN code	LU0266009959
Bloomberg Code	AXAGIAA LX
Maximum initial fees	3%
Ongoing charges	0.86%
Financial management fee*	0.6%
Maximum Management Fees	0.6%
Management company	AXA Funds Management SA (Luxembourg)

(Sub) Financial delegation

AXA IM Paris

Delegation of account administration

State Street Bank Luxembourg S.C.A

Custodian

State Street Bank Luxembourg S.C.A

\*The fund may incur other costs, fees and administrative expenses (see prospectus).

## Subscription / Redemption

The subscription, conversion or redemption orders must be received by the Registrar and Transfer Agent on any Valuation Day no later than 3 p.m. Luxembourg time. Orders will be processed at the Net Asset Value applicable to such Valuation Day. The investor's attention is drawn to the existence of potential additional processing time due to the possible involvement of intermediaries such as Financial Advisers or distributors. The Net Asset Value of this Sub-Fund is calculated on a daily basis.

## Disclaimers

Performance calculations are net of management or distribution fees. Performance are shown as annual performance (365 days). Performance calculations are based on the reinvestment dividend.

Risk Ratios are calculated from gross performances

Geographical breakdown - Investments will be classified to match that of the index or by their principle country of investment, this may be different to the legal country of incorporation. This breakdown excludes cash.

The fund is registered for public distribution in Luxembourg. Please check the countries of registration with the asset manager, or on the web site [www.axa-im-international.com](http://www.axa-im-international.com), where a fund registration map is available.

The tax treatment relating to the holding, acquisition or disposal of shares or units in the fund depend on each investor's tax status or treatment and may be subject to change. Any potential investor is strongly encouraged to seek advice from its own tax advisors.

Depending on the investment strategy used the information contained herein may be more detailed than the information disclosed in the prospectus. Any such information (i) does not constitute a representation or undertaking on the part of the investment manager; (ii) is subjective and (iii) may be modified at any time within the limits provided in the fund prospectus.

This document is for informational purposes only and does not constitute, on AXA Investment Managers Paris part, an offer to buy or sell or a solicitation or investment advice. Due to its simplification, this document is partial and the information can be subjective. AXA Investment Managers Paris may but shall not be obligated to update or otherwise revise this document without any prior notice. All information in this document is established on the accounting information or on market data basis. All accounting information is un-audited. AXA IM and/or its affiliates may receive or pay fees or rebates in relation to the Mutual Fund or investment vehicle. AXA Investment Managers Paris disclaims any and all liability relating to a decision based on or for reliance on this document. The most recent prospectus is available to all investors and must be read prior subscription and the decision whether to invest or not must be based on the information contained in the prospectus.

## FIXED INCOME

## AXA WF Global Inflation Bonds A (H) USD

AXA Investment Managers Paris, a company incorporated under the laws of France, having its registered office located at Tour Majunga, 6, Place de la Pyramide 92908 Paris - La Défense cedex – France, registered with the Nanterre Trade and Companies Register under number 353 534 506, a Portfolio Management Company, holder of COB approval no. GP 92-08, issued on 7 April 1992.

AXA Funds Management, a société anonyme organized under the laws of Luxembourg with the Luxembourg Register Number B 32 223RC, and whose registered office is located at 49, Avenue J.F. Kennedy L-1885 Luxembourg

AXA WORLD FUNDS 's registered office is 49, avenue J.F Kennedy L-1885 Luxembourg. The Company is registered under the number B. 63.116 at the "Registre de Commerce et des Sociétés" The Company is a Luxembourg SICAV UCITS IV approved by the CSSF.

This document is for sophisticated investors, including Institutional, Professional, Qualified, Permitted Clients, or the local legal equivalent in the recipient's respective jurisdiction or region, and must not be relied upon by retail investors. Circulation must be restricted accordingly. Any reproduction of this information, in whole or in part, is prohibited.

**Depending on the recipient's respective jurisdiction or region, the following additional disclosures may apply:**

**For Chilean Investors:** The funds, strategies, services and related information discussed herein are not registered in the Republic of Chile. Nothing in this document should be construed as a public offer of, or invitation to subscribe for or purchase any shares/units, strategies or services in the Republic of Chile.

**For Peruvian Investors:** AXA Investment Managers is not licensed and it is not legally required to be licensed by the Peruvian Securities Regulator (Superintendencia del Mercado de Valores – SMV) for these activities. Consequently, the Peruvian Securities Regulator does not exercise any kind of supervision regarding this fund, strategy and/or service; and, the information furnished to the investors and the rest of the services rendered by AXA Investment Managers are subject to its exclusive responsibility. In Peru, this document is only for the exclusive use of persons or entities qualifying as "Inversionistas Institucionales" under Peruvian Law. This document is not for public distribution.

AXA Investment Managers no tiene y no está legalmente obligada a tener una autorización por parte de la Superintendencia del Mercado de Valores para estas actividades. En consecuencia, la Superintendencia del Mercado de Valores no ejerce ningún tipo de supervisión sobre el fondo, la estrategia, y/o los servicios; y la información proporcionada a los inversionistas y los demás servicios que les presta son de exclusiva responsabilidad de AXA Investment Managers. En el Perú, este documento es para el uso exclusivo de personas o entidades que califiquen como "Inversionistas Institucionales" bajo las leyes peruanas. Este documento no es para distribución al público.

**For US Investors:** This material is not directed at, nor is it available for distribution to U.S. investors or any persons in any jurisdictions in which the AXA Investment Managers, Inc. or its affiliates are prohibited by law from making this information available. No representation is made that any of the services, securities or investment funds referred to herein are suitable for any particular investor.

## For your information

Fin. Info.

Bloomberg AXAGIAA LX

Regulatory documents are available on demand