

Lyxor EURO STOXX 50 (DR) - IE

INVESTMENT OBJECTIVE

Lyxor Index Fund Eurozone Large Cap 50 seeks to replicate the EURO STOXX 50 Net Dividend Index. The EURO STOXX 50 index, the representative index of Supersector leaders in the Eurozone, capture approximately 60% of the free float market capitalisation of the EURO STOXX Total market Index which covers approximately 95% of the free float market capitalisation of the represented countries.

A full physical replication process ensures tight performance replication of the benchmark. Tracking error is continuously monitored. A tax optimisation process is run continuously in order to enhance the dividend yield of the portfolio compared to its net dividend benchmark index. Entry and exit fees paid to the Fund and priced at fair value to protect the Fund's performance from transactions costs arising in subscriptions/redemptions.

FUND PERFORMANCES

	MTD	3 Months	6 Months	1 Year	3 Years	5 Years	Annualized Since Inception
Lyxor EURO STOXX 50 (DR) - IE	-3.87%	-5.06%	11.90%	10.38%	70.15%	62.73%	0.96%
EURO STOXX (NET RETURN)	-3.93%	-5.83%	10.95%	8.83%	64.34%	55.43%	0.26%

Annual performances, net of management fees, based on official NAVs
Inception Date: April 25, 2007

	YTD	2014	2013	2012
Lyxor EURO STOXX 50 (DR) - IE	11.90%	5.05%	23.91%	18.53%
EURO STOXX (NET RETURN)	10.95%	4.01%	24.11%	18.99%

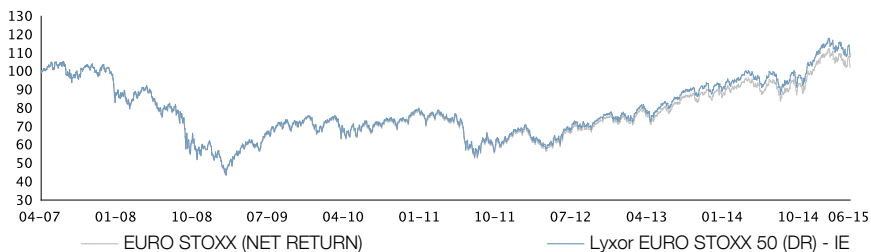
Annual performances, net of management fees, based on official NAVs

EX-POST RISK INDICATORS

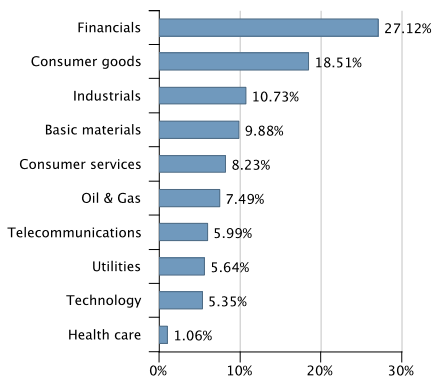
	1 Year	3 Years	5 Years
Tracking Error	0.39%	0.74%	1.38%
Fund volatility	20.00%	17.97%	20.97%
Benchmark volatility	20.02%	18.00%	20.98%
Information Ratio	3.96	1.89	0.73

All indicators are calculated on a daily basis on official NAVs and index prices

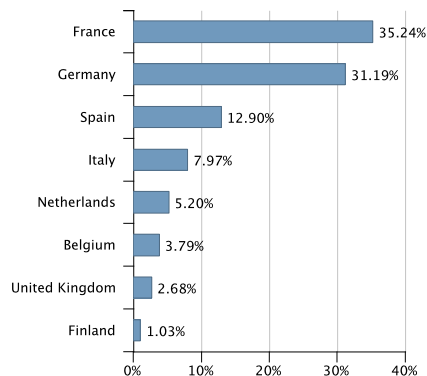
PERF. SINCE INCEPTION



(EURO STOXX (NET RETURN)) SECTOR ALLOCATION



(EURO STOXX (NET RETURN)) GEOGRAPHICAL BREAKDOWN



This document is provided for information purpose only, does not represent a contractual commitment and is neither an advice nor a recommendation to enter into any investment. Please check that the regulation which is applicable to you does not prevent the purchase of the product. Investors considering subscribing for shares should read carefully the most recent prospectus available from the entities marketing the fund, local correspondents if any, or our website. The figures shown in this document are those applicable for the years mentioned. Past performance are not a guarantee for future results, they are not constant over time.

KEY POINTS

Total Fund Assets (M EUR) :	107.09
NAV per Share (EUR) :	1,080.94
Total Expense Ratio p.a :	0.15%
Replication method :	Direct (physical)

FUND FACTS

Codes :

Fund ISIN :	LU0278205579
Fund Bloomberg code :	LYINESE LX
Index Bloomberg ticker :	SX5T
Index Reuters code :	.STOXX50ER

Fund Type :

Legal Structure :	-
Inception Date :	April 25, 2007
Share Class Currency :	EUR
Management Company :	Lyxor Asset Management
Custodian :	SGSS
Recommended Investment Horizon :	5 years
Income treatment :	Capitalisation

Dealing Information :

Min. Initial Subscription :	-
Min. Subsequent Subscription :	-
Entry/Exit fees :	0.08% / 0.03%
Total Expense Ratio p.a :	0.15%
Dealing Dealine :	D before 1 pm Paris time
Sellment Date :	13

TOP 10 HOLDINGS

	Weighting	MTD Perf.*
Sanofi	4.79%	-1.02%
Total Sa	4.76%	-3.93%
Bayer Ag-Reg	4.73%	-2.79%
Banco Santander Sa	4.09%	-3.39%
Anheuser-Busch Inbev Nv	3.77%	-1.78%
Daimler Ag-Registered Shares	3.71%	-4.27%
Basf Se	3.30%	-6.39%
Siemens Ag-Reg	3.20%	-5.67%
Allianz Se	2.91%	-2.14%
Bnp Paribas	2.76%	-1.42%

*Performance are calculated in portfolio currency