

MetLife Stable Value Solutions Fund II CL F0

Release Date: 03-31-2019

Benchmark
 ICE BofAML 1-Y US Trsy Note TR USD

Net Crediting Rate
 2.40%

Overall Morningstar Rating™
Morningstar Return
Morningstar Risk

Out of 476 Stable Value investments. An investment's overall Morningstar Rating, based on its risk-adjusted return, is a weighted average of its applicable 3-, 5-, and 10-year Ratings. See disclosure page for details.

Investment Information
Investment Objective & Strategy

To provide safety of principal, adequate liquidity and a competitive yield with low return volatility

Operations and Management

Inception Date	06-26-17
Trustee	Wilmington Trust, N.A.
Website	www.wilmingtontrust.com
Telephone	1-866-427-6885
CUSIP	97183H792

Portfolio Manager(s)

Management Team

Morningstar Category: Stable Value

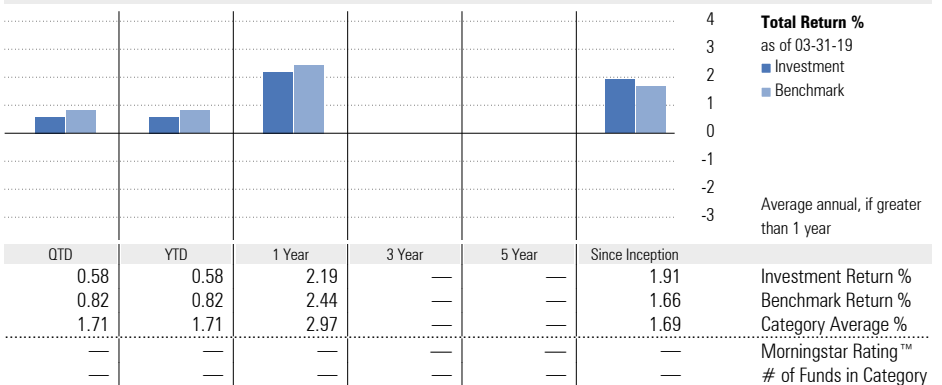
Stable value funds seek to provide income while preventing price fluctuations. The most common stable value funds invest in a diversified portfolio of bonds and enter into wrapper agreements with financial companies to guarantee against fluctuations in their share prices. The safety of these funds therefore depends on both the fund's investments as well as the financial strength of the insurance companies and banks that back the wrapper agreements.

What do Stable Value Funds invest in?

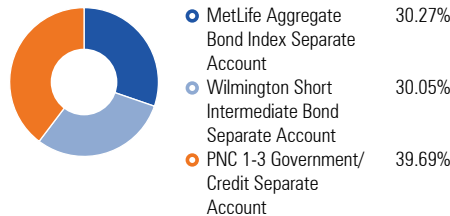
Stable value funds tend to invest in high-quality bonds with short- to intermediate-term maturities. They also purchase insurance contracts which aim to provide price stability on a day-to-day basis. The horizontal axis of the Morningstar Fixed Income Style Box™ shows duration, a measure of how the funds price will change in response to interest-rate changes. Because stable value funds insurance contracts usually prevent any fluctuations in the funds prices, these funds are insulated from interest-rate volatility and their duration is effectively zero.

Notes

Wilmington Trust, N.A. Collective Funds (WTNA Funds) are trust company sponsored collective investment funds; they are not mutual funds.

Performance


Performance Disclosure: The performance data quoted represents past performance and does not guarantee future results. The investment return and principal value of an investment will fluctuate; thus an investor's units, when redeemed, may be worth more or less than their original cost. Current performance may be lower or higher than return data quoted herein. For more current information including month-end performance, please visit our website. Please refer to the performance section of the disclosure page for more information. The Fund's returns are net of operating expenses applicable to the share class.

Portfolio Analysis
Allocation by Separate Account as of 03-31-19

Net Crediting Rates Class F0

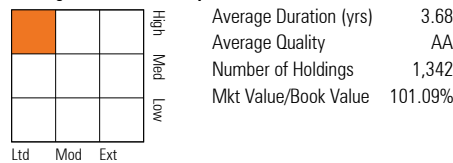
Year	Quarter	Rate
2017	4th Qtr	1.65%
	1st Qtr	1.75%
	2nd Qtr	1.65%
	3rd Qtr	2.20%
2019	4th Qtr	2.50%
	1st Qtr	2.45%
	2nd Qtr	2.40%

Credit Analysis: % Bonds as of 03-31-19

Rating	Percentage	Category	Percentage
AAA	69.01%	BBB	15.32%
AA	3.42%	Cash & Cash	0.00%
A	12.06%	Equivalent	—

Maturity Breakdown as of 03-31-19

Maturity	Percentage
0-1 Years	5.76%
1-5 Years	67.01%
5-10 Years	21.88%
10+ Years	5.36%

Morningstar Fixed Income Style Box™ as of 03-31-19

Principal Risks

Guaranteed Investment Contract, Industry & Sector Investing, Interest Rate, Issuer, Management, Market/Market Volatility, Mortgage Related and Asset Backed Securities, Prepayment (Call), Restricted/Illiquid Securities, Stable Value/Stability, Underlying Fund/Fund of Funds

Please refer to the [Additional Fund Information and Principal Risk Definitions document](#) for more information.

Disclosure

Performance data given represents past performance and should not be considered indicative of future results of the MetLife Stable Value Solutions Fund II CL F0 (the "Fund"). The Fund is not a mutual fund and is not registered as an investment company under the Investment Company Act of 1940. The Fund is not FDIC-insured, may lose value and is not guaranteed by a bank or other financial institution.

Performance data reflects a specific class of units. Other fee classes may currently be available or may become available in the future. Not all fee classes are available for investment by all plans. In cases where a specific fee class was not yet launched as of the date of this Disclosure Statement, return figures shown may reflect the performance of a previously launched fee class. Fees vary across fee classes, and the net returns investors earn will be different from one fee class to another.

Management of the Fund

Trustee: Wilmington Trust, N.A. (the "Trustee") serves as the Trustee of the Fund and maintains ultimate fiduciary authority over the management of, and investments made in, the Fund. The Fund is part of the Wilmington Trust Collective Investment Trust for Stable Value Funds (the "Trust") operated by the Trustee.

Wilmington Trust is a registered service mark. Wilmington Trust Corporation is a wholly owned subsidiary of M&T Bank Corporation. Wilmington Trust Company, operating in Delaware only, Wilmington Trust, N.A., M&T Bank and certain other affiliates, provide various fiduciary and non-fiduciary services, including trustee, custodial, agency, investment management and other services. Loans, retail and business deposits, and other personal and business banking services and products are offered by M&T Bank, member FDIC. Wilmington Trust Investment Advisors, Inc. is a SEC-registered investment advisor providing investment management services to Wilmington Trust and M&T affiliates and clients.

Investment Process:

The Fund is invested 100% in the MetLife Group Annuity Contract No. 35562 (the "Contract"). This contract is comprised of three separate accounts: the MetLife Aggregate Bond Index Separate Account, the Wilmington Short/Intermediate Bond Separate Account, and the PNC 1-3 Year Government/Credit Separate Account.

The MetLife Aggregate Bond Index Separate Account is managed by the Metropolitan Life Insurance Company and will invest in investment-grade fixed income securities, including U.S. Treasury, Government-Related, Corporate, Agency-Issued Mortgage-Backed, Commercial Mortgage-Backed and Asset-Backed Securities. The MetLife Aggregate Bond Index Separate Account may invest in such securities in order to maintain the Index characteristics. With the exception of Treasury, U.S. Agency and U.S. Government-sponsored enterprises (i.e. FNMA, FHLMC, FHLB), no issue will represent more than 5% of the overall account. Cash and cash-equivalents may be held in portions as deemed appropriate by MetLife to ensure liquidity. There will be no assets of below investment-grade quality.

The Wilmington Short/Intermediate Bond Separate Account is

managed by the Wilmington Trust Company and will invest in fixed income securities such as U.S. government and agency securities, publicly traded mortgage and asset-backed securities (including CMOs), Yankee securities, public corporate debt (including Capital Securities) and cash equivalents. A weighted-average credit quality of A or higher will be maintained in the account. Assets which are downgraded below these ratings will be liquidated as market conditions reasonably permit.

The PNC 1-3 Year Government/Credit Separate Account managed by PNC Capital Advisors, LLC and will invest primarily in investment grade fixed income securities, including but not limited to, Government Sponsored Enterprise Securities and Agency securities; corporate investment grade securities, Agency Residential mortgage backed securities; investment grade municipal bonds; commercial mortgage backed and asset-backed securities. The PNC 1-3 Year Government/Credit Separate Account may invest in futures, forwards, options, interest-rate swaps, total rate of return swaps, credit-default swaps and RMBS TBAs for hedging, anticipatory transactions and duration management purposes.

With the exception of U.S. Government and Agency securities, no more than 5% of the Separate Account's market value may be invested in securities of any one issuer. Cash and cash equivalents may be held in portions as deemed appropriate by PNC Capital Advisors, LLC.

Benchmark: ICE BofAML 1-Y US Trsy Note TR USD

The index is comprised of a single issue purchased at the beginning of the month and held for a full month. At the end of the month that issue is sold and rolled into a newly selected issue. The issue selected at each month-end rebalancing is the outstanding two-year Treasury note that matures closest to, but not beyond, one year from the rebalancing date. To qualify for selection, an issue must have settled on or before the monthend rebalancing date.

Notes Regarding Return Information

Return figures represent the total change in net assets with capital gains and income dividends reinvested. Performance information is presented net of any applicable trustee fees, contract fees, or other fees or expenses which are borne by the Fund. See "Fees and Expenses" for more information.

Morningstar Rating™

The Morningstar Rating™ for funds, or "star rating", is calculated for managed portfolios (including mutual funds, variable annuity and variable life subaccounts, exchange-traded funds, close-end funds, and separate accounts) with at least a three-year history. Exchange-traded funds and open-ended mutual funds are considered a single population for comparative purposes. It is calculated based on a Morningstar Risk-Adjusted Return measure that accounts for variation in a managed product's monthly excess performance, placing more emphasis on downward variations and rewarding consistent performance. The Morningstar Rating does not include any adjustment for sales load. The top 10% of products in each product category receive 5 stars, the next 22.5% receive 4 stars, the next 35% receive 3 stars, the next 22.5% receive 2 stars, and the bottom 10% receive 1 star. The Overall

Morningstar Rating for a managed product is derived from a weighted average of the performance figures associated with its three-, five-, and 10-year (if applicable) Morningstar Rating metrics.

For private funds, the Morningstar Rating presented is hypothetical, because Morningstar does not independently analyze private funds. Rather, the rating is assigned as a means to compare these funds with the universe of mutual funds that Morningstar rates. The evaluation of this investment does not affect the retail mutual fund data published by Morningstar.

Morningstar Return

The Morningstar Return rates a fund's performance relative to other managed products in its Morningstar Category. It is an assessment of a product's excess return over a risk-free rate (the return of the 90-day Treasury Bill) in comparison with the products in its Morningstar category. In each Morningstar category, the top 10% of products earn a High Morningstar Return (High), the next 22.5% Above Average (+Avg), the middle 35% Average (Avg), the next 22.5% Below Average (-Avg), and the bottom 10% Low (Low). Morningstar Return is measured for up to three time periods (three, five, and 10 years). These separate measures are then weighted and averaged to produce an overall measure for the product. Products with less than three years of performance history are not rated.

Morningstar Risk

Morningstar Risk evaluates a fund's downside volatility relative to that of other products in its Morningstar Category. It is an assessment of the variations in monthly returns, with an emphasis on downside variations, in comparison with the products in its Morningstar category. In each Morningstar category, the 10% of products with the lowest measured risk are described as Low Risk (Low), the next 22.5% Below Average (-Avg), the middle 35% Average (Avg), the next 22.5% Above Average (+Avg), and the top 10% High (High). Morningstar Risk is measured for up to three time periods (three, five, and 10 years). These separate measures are then weighted and averaged to produce an overall measure for the product. Products with less than three years of performance history are not rated.

Morningstar Style Box™

For equity funds, the vertical axis shows the market capitalization of the long stocks owned and the horizontal axis shows investment style (value, blend, or growth).

For fixed-income funds, the vertical axis shows the credit quality of the long bonds owned, and the horizontal axis shows interest rate sensitivity as measured by a bond's effective duration.

Morningstar seeks credit rating information from fund companies on a periodic basis (e.g., quarterly). In compiling credit rating information, Morningstar accepts credit ratings reported by fund companies that have been issued by all Nationally Recognized Statistical Rating Organizations (NRSROs). For a list of all NRSROs, please visit <http://www.sec.gov/oc/ratingagency.html>. Additionally, Morningstar accepts foreign credit ratings from widely recognized or registered rating agencies. If two rating organizations/agencies have rated a security, fund companies

Disclosure

are to report the lower rating; if three or more organizations/agencies have rated a security, fund companies are to report the median rating, and in cases where there are more than two organization/agency ratings and a median rating does not exist, fund companies are to use the lower of the two middle ratings. PLEASE NOTE: Morningstar, Inc. is not itself an NRSRO nor does it issue a credit rating on the fund. An NRSRO or rating agency ratings can change from time-to-time.

For credit quality, Morningstar combines the credit rating information provided by the fund companies with an average default rate calculation to come up with a weighted-average credit quality. The weighted-average credit quality is currently a letter that roughly corresponds to the scale used by a leading NRSRO. Bond funds are assigned a style box placement of "low", "medium", or "high" based on their average credit quality. Funds with a low credit quality are those whose weighted-average credit quality is determined to be less than "BBB-"; medium are those less than "AA-", but greater or equal to "BBB-"; and high are those with a weighted-average credit quality of "AA-" or higher. When classifying a bond portfolio, Morningstar first maps the NRSRO credit ratings of the underlying holdings to their respective default rates (as determined by Morningstar's analysis of actual historical default rates). Morningstar then averages these default rates to determine the average default rate for the entire bond fund. Finally, Morningstar maps this average default rate to its corresponding credit rating along a convex curve.

For interest-rate sensitivity, Morningstar obtains from fund companies the average effective duration. Generally, Morningstar classifies a fixed-income fund's interest-rate sensitivity based on the effective duration of the Morningstar Core Bond Index (MCBI), which is currently three years. The classification of Limited will be assigned to those funds whose average effective duration is between 25% to 75% of MCBI's average effective duration; funds whose average effective duration is between 75% to 125% of the MCBI will be classified as Moderate; and those that are at 125% or greater of the average effective duration of the MCBI will be classified as Extensive. In addition, for non-US taxable and non-US domiciled fixed income funds, static duration breakpoints are used: (i) Limited: less than or equal to 3.5 years; (ii) Moderate: greater than 3.5 and less than equal to 6 years; (iii) Extensive: greater than 6 years.

Fees and Expenses

The participant will incur contract fees, trustee fees, and other operating expenses related to the Fund. Other operating expenses may include, but are not limited to, audit expenses, custody service fees, tax form preparation expenses, legal and other fees.

All fees and expenses will be reimbursed from the Fund when they are incurred. Any expenses incurred in connection with the investment and reinvestment of Fund assets including, without limitation, any transfer agency fees, brokerage commissions and expenses, will be charged against the Fund.

Below is a breakdown of the fees on the Fund:

MetLife Stable Value Solutions Fund II CL FO Fee Class FO

Management Fee %	0.00
Trustee Fee %	0.15
Service Provider Fee %	0.00
Other Expenses %	0.00
Underlying Funds Fees %	0.49
Gross Ratio %	0.64
Net Expense Ratio %	0.64

Fees and expenses are only one of several factors that participants and beneficiaries should consider when making investment decisions.

The cumulative effect of fees and expenses can substantially reduce the growth of a participant's or beneficiary's retirement account. Participants and beneficiaries can visit the Employee Benefit Security Administration's website for an example demonstrating the long-term effect of fees and expenses.

The example in the following table is intended to explain the ongoing costs of investing in the Fund and to compare these costs with the ongoing costs of investing in other collective funds. The table provides information about actual account values and actual expenses. This example is based on an investment of \$1,000 invested for one year:

<u>MetLife Stable Value Solutions Fund II CL FO</u>	<u>Fee Class FO</u>
Balance 03-31-2018	\$1,000.00
Balance 03-31-2019	\$1,021.87
Expenses (1 year)	\$6.47

The next table is also intended to explain the ongoing costs of investing in the Fund and to compare these costs with the ongoing costs of investing in other collective funds. The table provides information about hypothetical account values and hypothetical expenses based on the Fund's actual expense ratio and an assumed rate of return of 0.00% per year, which is not the Fund's actual return. The hypothetical account values and expenses may not be used to estimate the actual account balance or expenses you paid for the period. This example is based on an investment of \$1,000 invested for one year:

<u>MetLife Stable Value Solutions Fund II CL FO</u>	<u>Fee Class FO</u>
Balance 03-31-2018	\$1,000.00
Hypothetical Balance 03-31-2019	\$993.62
Hypothetical Expenses (1 year)	\$6.38

Risk Considerations

The decision to invest in the Fund and the risks involved in doing so should be carefully considered. The Fund should be considered a long-term investment.

The Principal Risks that are listed on the first page are described in the Additional Fund Information and Risk Definition booklet and should be read in connection with this profile.

The value of your investment in the Fund will increase and

decrease over time in accordance with changes in the value of the securities held in the Fund. When assets of the Fund are invested in other investment vehicles (such as collective trusts or mutual funds), the Trustee does not have control over the trading policies or strategies of such entities.

The Trustee of the Fund may change the investment objective of the Fund at any time without prior notice or approval.

Investments in the Fund are not insured or guaranteed by any bank, the FDIC, or any other governmental entity.

Basic Terms and Conditions

Unless approved by MetLife, participating plans may not offer participants a competing fixed income investment such as: (i) a money market fund or a bond fund with a duration of two years or less; (ii) an option reported to participants on a basis comparable to that for a stable value product; or (iii) a balanced, lifestyle, target date and other similar type of asset allocation fund investment option if the option contains a fund of the type described in (i) or (ii) above that exceeds 70% of that Fund.

Participating plans must agree to provide 24 months notice of requests to withdraw or transfer from participating in the Fund. Participating plans must agree that withdrawals or transfers other than participant directed withdrawals as defined by the Contract, will be delayed 24 months after the Trustee's receipt of the Participating Plan sponsor's withdrawal or transfer request, unless the Trustee, in its sole discretion, permits an early withdrawal or transfer.

This profile is only a summary of some of the key features of the Fund and should be carefully read in connection with the Additional Fund Information and Principal Risk Definitions. Participation in the Fund is governed by the Trust Agreement and the terms of the participation materials, which must be reviewed and signed by the plan sponsor or plan fiduciary. In the event of a conflict between the provisions of this profile and the Trust Agreement or participation materials, the Trust Agreement or participation materials control. Please carefully review the Trust Agreement and participation materials before investing in the Fund.

Investments in the WTNA Funds are not deposits or obligations of a guaranteed by Wilmington Trust, and are not insured by the FDIC, the Federal Reserve, or any other governmental agency. The Portfolios are commingled investment vehicles, and as such, the values of the underlying investments will rise and fall according to market activity; it is possible to lose money by investing in the Portfolios. Investors should consider the investment objectives, risks, charges and expenses of any pooled investment company carefully before investing.

The Fund is maintained by the Trustee as part of the Wilmington Trust Collective Investment Trust for Stable Value Funds as established on July 12, 2017. It is a "group trust" within the meaning of Internal Revenue Service Revenue Ruling 81-100, as amended, and is exempt from registration under the Investment Company Act of 1940, as amended (the "1940 Act").

Disclosure

For More Information:

Please carefully review the Trust Agreement and participation materials prior to investing in the Fund. The Trust Agreement and participation materials provide limitations on liability and indemnifications in favor of Trustee. To learn more or obtain additional materials governing the Fund, please contact your plan sponsor or plan trustee. You may also obtain a copy of the Trust Agreement and participation materials, without charge, by contacting:

Wilmington Trust, N.A.
c/o Collective Fund Client Services
1100 N. Market Street
Wilmington, DE 19890
Tel. 1-866-427-6885
Email: FundAccountingClientSvcs@WilmingtonTrust.com