

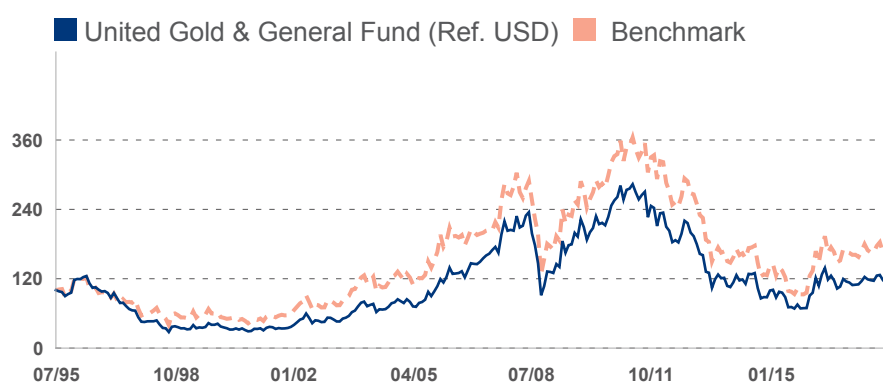
# United Gold & General Fund

## (Ref. USD)

### Investment Objective

The Fund aims to achieve returns on investment mainly in securities of corporations (whether or not listed on any stock exchange, and in any part of the world) whose business (in any part of the world) is or is substantially in the mining or extraction of gold, silver or precious metals, bulk commodities, base metals of all kinds, and other commodities and it includes the mining or extraction of oil, gas, coal, alternative energy or other commodities or other minerals.

### Fund Performance Since Inception in US Dollar



Fund performance is calculated on a NAV to NAV basis.

Benchmark: Since inception - Jan 97 : 100% FT Gold Mines; Feb 97 - June 01 : 75% MSCI Gold Mines, 25% MSCI Metals Non-Ferrous; July 01 – Dec 13 : 70% FT Gold, 30% HSBC GM; Jan 14 - Present : 70% FT Gold, 30% Euromoney Global Mining (formerly known as HSBC GM)

Performance	Cumulative Performance (%)				Annualised Performance (%)			
	1M	3M	6M	1Y	3Y	5Y	10Y	Since Incept
Fund NAV to NAV	-6.95	1.10	-4.38	2.22	5.29	-6.30	-6.41	0.71
Fund (Charges applied <sup>^</sup> )	-10.67	-2.95	-8.20	-1.87	3.87	-7.06	-10.15	0.53
Benchmark	-9.45	0.03	-7.76	-0.41	4.68	-6.35	-5.86	2.24

Source: Morningstar. Performance as at 28 February 2018, USD basis, with dividends and distributions reinvested, if any. Performance figures for 1 month till 1 year show the %change, while performance figures above 1 year show the average annual compounded returns. Since inception performance under 1 year is not annualised.

<sup>^</sup>Includes the effect of the subscription fee applied.

### Fund Information

#### Fund Size

USD 127.15 mil

#### Base Currency

SGD

### Fund Ratings



as of 28 February 2018

### Contact Details

UOB Asset Management Ltd  
80 Raffles Place #03-00  
UOB Plaza 2  
Singapore 048624

#### Hotline

1800 22 22 228(8am to 8pm daily, Singapore time)

#### Email

uobam@UOBGroup.com

#### Website

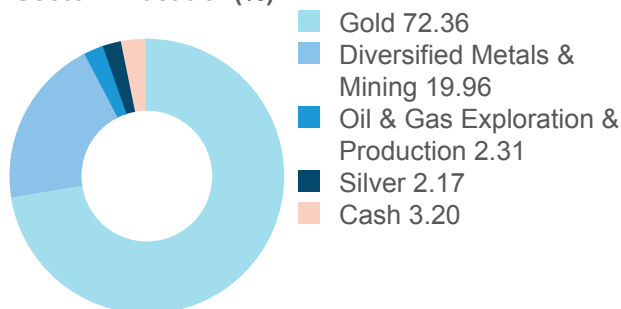
uobam.com.sg

# United Gold & General Fund

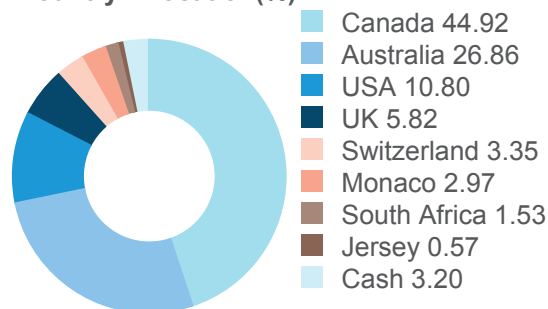
(Ref. USD)

## Portfolio Characteristics

### Sector Allocation(%)



### Country Allocation(%)



### Top 10 Holdings(%)

NEWMONT MINING CORP	9.01	BARRICK GOLD CORP	3.62
TECK RESOURCES LTD	5.07	SARACEN MINERAL HOLDINGS LTD	3.52
EVOLUTION MINING LTD	4.44	B2GOLD CORP	3.51
NORTHERN STAR RESOURCES LTD	3.93	RIO TINTO PLC	3.40
OCEANAGOLD CORP	3.67	GLENCORE PLC	3.35

## Share Class Details

Share Class	NAV Price	Bloomberg Ticker	ISIN Code	Inception Date	Subscription mode
-	USD 0.830	UOBUGGU SP	SG9999001143	Jul 95	Cash

Share Class	Min. initial investment	Min. subsequent investment	Subscription fee(%)	Annual management fee(%)
-	USD 1,000	USD 500	4	1.50

# United Gold & General Fund

## (Ref. USD)

---

### Important Notice & Disclaimers

Investors should consider carefully whether to subscribe for units in the base currency of the Fund or for units in various classes which are denominated in their respective currencies. The difference in the performances of the Fund in various currencies, if applicable, is a reflection of fluctuating exchange rates during the relevant period.

A prospectus for the fund(s) (the "Fund(s)") may be obtained from the Manager or any of its appointed distributors. Investors should read the prospectus before deciding whether to subscribe for or purchase units in the Fund(s) ("Units"). All applications for Units must be made on application forms accompanying the prospectus or otherwise as described in the prospectus. **Past performance of the Fund(s) or the Manager and any prediction, projection or forecast on the economy or markets are not necessarily indicative of the future or likely performance of the Fund(s) or the Manager.** Any extraordinary performance may be due to exceptional circumstances which may not be sustainable. The value of Units and any income from the Fund(s) may fall as well as rise, and is likely to have high volatility due to the investment policies and/or portfolio management techniques employed by the Fund(s). The above information is strictly for general information only and must not be construed as an offer or solicitation to deal in Units, nor a recommendation to invest in any company mentioned herein. Investments in unit trusts are not obligations of, deposits in, or guaranteed or insured by UOB, UOBAM, or any affiliates or distributors. The Fund(s) may use or invest in financial derivative instruments and you should be aware of the risks associated with investments in financial derivative instruments which are described in the Fund's prospectus. An investment in unit trusts is subject to investment risks and foreign exchange risks, including the possible loss of the principal amount invested. Investors may wish to seek advice from a financial adviser before making a commitment to invest in Units. In the event an investor chooses not to seek advice from a financial adviser, the investor should consider carefully whether the Fund(s) is/are suitable for him.

UOB Asset Management Ltd Company Reg No. 198600120Z



RIGHT BY YOU