

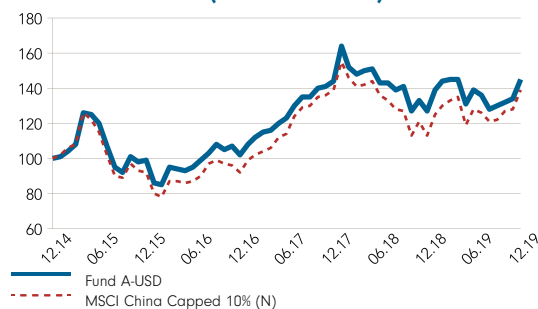
Fidelity Funds - China Focus Fund

31 Dec 2019

Fund Details

Fund Manager	Jing Ning
Reference Currency	USD
Fund Size	US\$4,179m
Max. Sales Charge - Cash (On Net Investment Amount)	5.25%
Max. Sales Charge - CPF (On Gross Investment Amount)	1.5%
Annual Management Fee	1.50% (SR share class: 1.30%)
Subscription Information	Cash: All share classes except for SR-ACC CPFIS OA: SR-ACC-SGD SRS: A-SGD
Total No. of Positions	73

Fund Performance (rebased to 100)



Top 10 Positions (%)

Company	Sector	Fund	Index
CHINA CONSTRUCTION BANK	Financials	7.2	4.5
CHINA MOBILE LTD	Communication Services	6.3	2.8
CHINA LIFE INSURANCE CO LTD	Financials	5.9	1.2
ALIBABA GROUP HOLDING LTD	Consumer Discretionary	5.9	10.0
TENCENT HLDGS LTD	Communication Services	5.8	9.8
INDUSTRIAL & COML BK CHINA	Financials	5.4	2.8
CNOOC LTD	Energy	4.9	1.6
CHINA OVERSEAS LAND & INV LTD	Real Estate	3.4	0.8
CHINA RES LD LTD	Real Estate	2.8	0.7
AGRICULTURAL BANK CHINA	Financials	2.5	0.8

Investment Objective

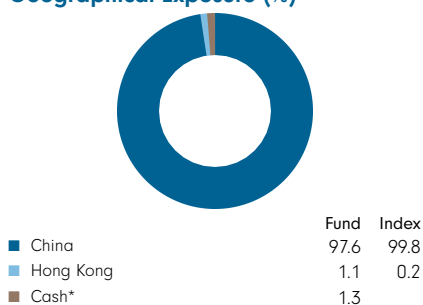
The fund will primarily focus on China through investment in securities of Chinese companies listed in China and Hong Kong, as well as securities in non-Chinese companies which have a significant portion of their activities in China. China is considered to be an emerging market. The fund may invest its net assets directly in China A and B Shares.

Performance (%)

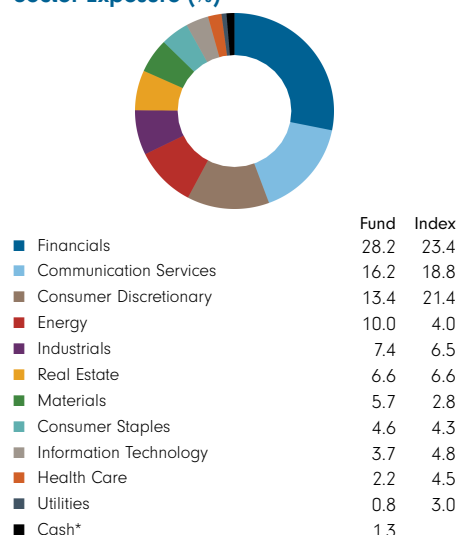
	YTD (cum)	1mth (cum)	3mth (cum)	6mth (cum)	1yr (ann)	3yr (ann)	5yr (ann)	Since Launch (ann)
A-SGD	13.1	6.8	8.5	4.0	13.1	9.7	8.0	6.4
With 5% sales charge	7.4	1.4	3.1	-1.2	7.4	7.8	6.9	5.9
Index (SGD)	20.7	6.5	10.9	8.0	20.7	11.8	7.1	5.7
A-USD	14.5	8.6	11.6	4.6	14.5	12.4	7.7	13.2
With 5% sales charge	8.8	3.2	6.0	-0.6	8.8	10.5	6.6	12.9
Index (USD)	22.4	8.3	14.0	8.6	22.4	14.5	6.8	12.6

Source: Fidelity, NAV-NAV basis, in the respective currencies with dividends re-invested. Returns are annualised for periods greater than 1 year. Please refer to "Share Class Details & Codes" for the launch dates of the respective share classes.

Geographical Exposure (%)



Sector Exposure (%)



Certain unclassified items (such as non-equity investments and index futures/options) are excluded. *Cash refers to any residual cash exposure that is not invested in shares or via derivatives

Fidelity Funds - China Focus Fund

31 Dec 2019

Measures

(A-USD)	Fund	Index
Annualised Volatility (3 years) (%)	17.35	18.90
Beta (3 years)	0.89	-
Sharpe Ratio (3 years)	0.62	0.68
Price / earnings ratio (x)	9.9	13.4
Price / book ratio (x)	1.1	1.6
Active Money (%)	61.8	-

Index

Market Index: MSCI China Capped 10% (N)

Index is for comparative purpose only. The same index is used in the positioning tables on this factsheet.

Index until 31 January 2008 was the MSCI China (Net) Index. Thereafter, the Index is MSCI China Index with a 10% cap.

Share Class Details & Codes

Share Class	Launch Date	NAV	Bloomberg Ticker	ISIN
A-SGD	02 Apr 07	2.094	FIDFOCA LX	LU0287142896
A-USD	18 Aug 03	72.33	FIDFDFO LX	LU0173614495
A-GBP	04 Oct 04	6.851	FIDDFDL LX	LU0200822756
A-ACC-EUR	24 Sep 07	19.19	FFFOCUA LX	LU0318931192
A-ACC-HKD	09 Feb 12	18.37	FFCHFAH LX	LU0737861699
SR-ACC-SGD	12 Jun 15	2.202	FFCCPFS LX	LU1235261390
A-ACC-USD	19 May 15	11.61	FICFAUA LX	LU1224709979

A: distributing share class. A-ACC; SR-ACC: accumulating share class. Distribution amount not guaranteed.

Calendar Year Performance (%)

	2015	2016	2017	2018	2019
A-SGD	6.0	5.3	30.4	-10.5	13.1
Index (SGD)	-1.6	2.3	38.9	-16.6	20.7
With 5% sales charge	0.7	0.1	23.9	-15.0	7.4
A-USD	-0.9	3.1	41.2	-12.2	14.5
Index (USD)	-8.1	0.5	50.2	-18.3	22.4
With 5% sales charge	-5.9	-2.0	34.2	-16.6	8.8

Source: Fidelity, NAV-NAV basis, in the respective currencies with dividends re-invested. Sales charge may be levied by the distributor at its discretion. The stated returns will be reduced by the corresponding sales charge amount being levied by the distributor.

Definition of Terms

Annualised Volatility is a measure of how variable returns for a fund or comparative market index have been around their historical average. Two funds may produce the same return over a period. The fund whose monthly returns have varied less will have a lower annualised volatility and will be considered to have achieved its returns with less risk.

Beta is a measure of a fund's sensitivity to market movement (as represented by a market index). The beta of the market is 1.00 by definition. A beta of 1.10 shows that the fund could be expected to perform 10% better than the index in up markets and 10% worse in down markets, assuming all other factors remain constant. Conversely, a beta of 0.85 indicates that the fund could be expected to perform 15% worse than the market return during up markets and 15% better during down markets.

Sharpe Ratio is a measure of a fund's risk adjusted performance taking into account the return on a risk-free investment. The ratio allows an investor to assess whether the fund is generating adequate returns for the level of risk it is taking. The higher the ratio, the better the risk-adjusted performance has been. If the ratio is negative, the fund has returned less than the risk-free rate.

Active Money is the sum of the fund's overweight positions (including effective cash) when compared to the market index.

A position combines all equity investments (including derivatives) linked to an issuing company. Derivatives are included on an exposure basis so they reflect the equivalent underlying shares needed to generate the same return. Geographic and sector breakdown tables are calculated using the positions methodology.

The CPF interest rate for the Ordinary Account (OA) is based on the 12-month fixed deposit and month-end savings rates of the major local banks. Under the CPF Act, the Board pays a minimum interest of 2.5% per annum when this interest formula yields a lower rate. The CPF Board pays an extra interest rate of 1% per annum on the first \$60,000 of a CPF member's combined balances, including up to \$20,000 in the OA. The first \$20,000 in the OA will not be allowed to be invested under the CPF Investment Scheme. FIL Investment Management (Singapore) Limited [FIMSL] (Co. Reg. No.: 199006300E) is a responsible entity for the fund in Singapore. Prospectus of the fund is available from FIMSL or its distributors upon request. Potential investors should read the prospectus before investing. All views expressed and references to specific securities are included for illustration only, and should not be construed as an offer or recommendation. This document is for information only and does not have regard to the specific investment objectives, financial situation and particular needs of the person who may receive it. Potential investor should seek advice from a financial adviser before investing. If that potential investor chooses not to seek advice from a financial adviser, he should consider whether the fund is suitable for him. Past performance of the fund is not indicative of the future performance. Prices can go up and down. The value of the shares of the fund and the income accruing to them may fall or rise. Investors investing in a fund denominated in a non-local currency should be aware of exchange rate risk. The fund is not available to US citizens, residents or greencard holders. This advertisement has not been reviewed by the Monetary Authority of Singapore. Fidelity, Fidelity International, and the Fidelity International logo and F symbol are trademarks of FIL Limited.