

# Schroder International Selection Fund EURO Corporate Bond

## A Accumulation USD Hedged Share Class

### Fund Launch Date

30 June 2000

### Total Fund Size (Million)

EUR 9.071,4

### Share Price End of Month (USD)

164,26

### Total number of holdings

425

### Benchmark

ICE BofAML Euro Corporate Index (USD Hedged)\*

### Fund Manager

Patrick Vogel &amp; Team

### Managed fund since

27 August 2012

### Running Yield

2,36 %

### Effective Duration of Fund in Years

5,43

### Effective Duration of Index in Years

5,20

### Effective Yield

1,28 %

### Option Adjusted Spread of Fund

121 bp

### Option Adjusted Spread of Index

74 bp

### Average Credit Rating

BBB+

### Annual Volatility over 3 years (%)

2,73

The Running Yield reflects the income related to the Coupons of the instruments held in the portfolio as a percentage of their market value. The figure shown is a market value weighted average for the whole portfolio. It does not include any preliminary charge and investors may be subject to tax on distributions.

## Investment Objective and Policy

The fund aims to provide capital growth and income by investing in bonds denominated in Euro issued by companies worldwide.

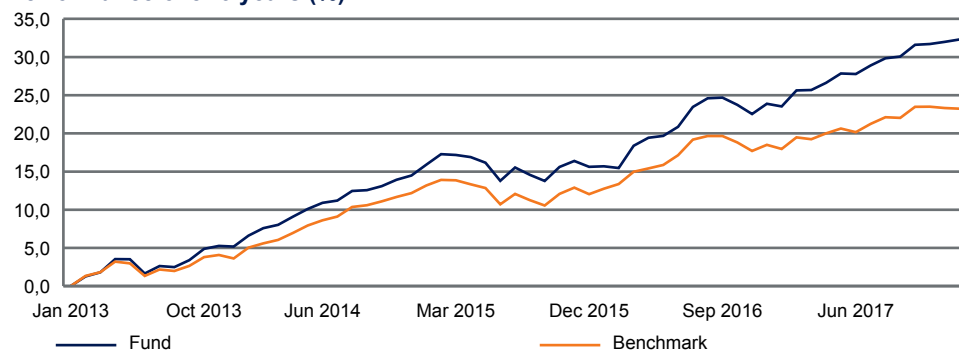
The fund invests at least two-thirds of its assets in bonds denominated in euro by governments, government agencies, supra-nationals and companies worldwide. The fund may invest up to 30% of its assets in bonds that have a below investment grade credit rating (as measured by Standard & Poor's or any equivalent grade of other credit rating agencies for rated bonds and implied Schroders ratings for non-rated bonds); up to 20% of its assets in sovereign government bonds; up to 20% of its assets in asset-backed securities and mortgage-backed securities; and up to 20% exposure to its assets in convertible bonds (including up to 10% of its assets in contingent convertible bonds). The fund may also invest in derivatives to create long and short exposure to the underlying assets of these derivatives. The fund may use derivatives with the aim of achieving investment gains, reducing risk or managing the fund more efficiently. The fund may also hold cash.

## Performance Analysis

Performance (%)	1 month	3 months	6 months	YTD	1 year	3 years	5 years	10 years
Fund	0,2	0,5	2,6	0,2	7,1	14,1	32,3	67,8
Benchmark	-0,1	-0,2	1,6	-0,1	4,5	8,9	23,2	55,3

Annual Performance (%)	2017	2016	2015	2014	2013
Fund	6,5	7,2	1,0	8,9	4,1
Benchmark	4,1	5,8	-0,1	8,3	2,4

### Performance over 5 years (%)



The return received may rise or fall as a result of currency fluctuations.

Past performance is not a reliable indicator of future results, prices of shares and the income from them may fall as well as rise and investors may not get back the amount originally invested.

The fund is managed with reference to a benchmark and its performance may be measured accordingly, but the manager invests on a discretionary basis and is not limited to investing in accordance with the composition of the benchmark.

All fund performance data are on a NAV to NAV basis, net income reinvested. Data is not available for the time periods with no % growth stated. In case a share class is created after the fund's launch date, a simulated past performance is used, based upon the performance of an existing share class within the fund, taking into account the difference in the ongoing charges and the portfolio transaction costs, and including the impact of any performance fees if applicable.

Some performance differences between the fund and the benchmark may arise because the fund performance is calculated at a different valuation point from the benchmark. In January 2007 the ICE Bank of America Merrill Lynch Euro Corporate Bond Index replaced the Barclays Euro Aggregate Credit Index. The full track record of the previous index has been kept and chain linked to the new one. The fund currency may differ from that of your country of residence and the analysis of performance can differ when expressed in different currencies. For an explanation of the financial terms included in this factsheet visit [www.schroders.co.uk/glossary](http://www.schroders.co.uk/glossary).

Source: Schroders

\* The index has been hedged by Schroders to reflect the currency of the share class.



# Schroders

## Schroder International Selection Fund EURO Corporate Bond

### Risk Considerations

- **ABS and MBS risk:** Mortgage or asset-backed securities may not receive in full the amounts owed to them by underlying borrowers.
- **Capital risk / contingent convertible bonds:** The fund may be significantly invested in contingent convertible bonds. If the financial strength of a bond's issuer (typically a bank or an insurance firm) falls in a prescribed way the bond may suffer substantial or total losses of capital.
- **Capital risk / distribution policy:** Because the fund intends to pay dividends regardless of its performance, a dividend may include a return of part of your original investment.
- **Capital risk / negative yields:** When interest rates are very low or negative, the fund's yield may be zero or negative, and you may not get back all of your investment.
- **Counterparty risk:** The counterparty to a derivative or other contractual agreement or synthetic financial product could become unable to honour its commitments to the fund, potentially creating a partial or total loss for the fund.
- **Counterparty risk / money market & deposit:** A failure of a deposit institution or an issuer of a money market instrument could create losses.
- **Credit risk:** A decline in the financial health of an issuer could cause the value of its bonds to fall or become worthless.
- **Currency risk:** The fund can be exposed to different currencies. Changes in foreign exchange rates could create losses.
- **Derivatives risk:** A derivative may not perform as expected, and may create losses greater than the cost of the derivative.
- **High yield bond risk:** High yield bonds (normally lower rated or unrated) generally carry greater market, credit and liquidity risk.
- **Interest rate risk:** A rise in interest rates generally causes bond prices to fall.
- **Leverage risk:** The fund uses derivatives for leverage, which makes it more sensitive to certain market or interest rate movements and may cause above-average volatility and risk of loss.
- **Liquidity risk:** In difficult market conditions, the fund may not be able to sell a security for full value or at all. This could affect performance and could cause the fund to defer or suspend redemptions of its shares.
- **Operational risk:** Failures at service providers could lead to disruptions of fund operations or losses.
- **Capital risk / distribution policy:** the expenses of this share class are paid out of capital rather than out of investment income. Capital growth will be reduced and in periods of low growth capital erosion may occur.
- **Currency risk / hedged share class:** Changes in exchange rates will affect the returns on your investment. The aim of this hedged share class is to provide you with the performance returns of the fund's investments by reducing the effects of exchange rate fluctuations between this currency and the fund's base currency.

### Holdings Analysis

The holdings have been aggregated by name.

Top 10 Holdings	Sector	% NAV
1. Germany Government Bond	Sovereign	3,0
2. Barclays	Financials	2,1
3. AT&T	Industrials	2,1
4. Electricite de France	Utility	1,5
5. Yorkshire Building Society	Financials	1,5
6. Orange	Industrials	1,4
7. UBS Group Funding Switzerland	Financials	1,3
8. Achmea	Financials	1,2
9. Belfius Bank	Financials	1,2
10. Lloyds Banking Group	Financials	1,2
	<b>Total</b>	<b>16,4</b>

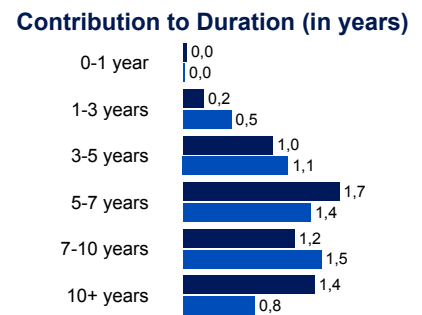
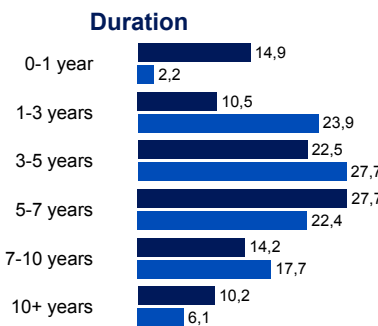

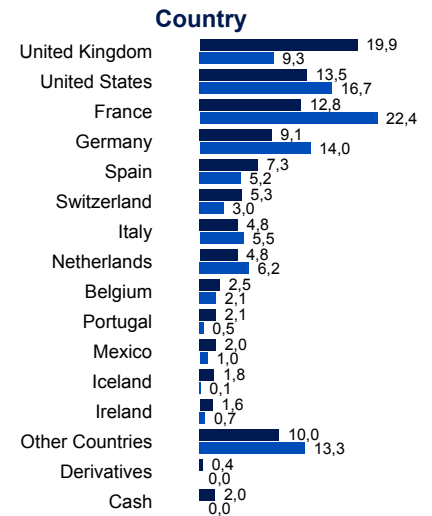
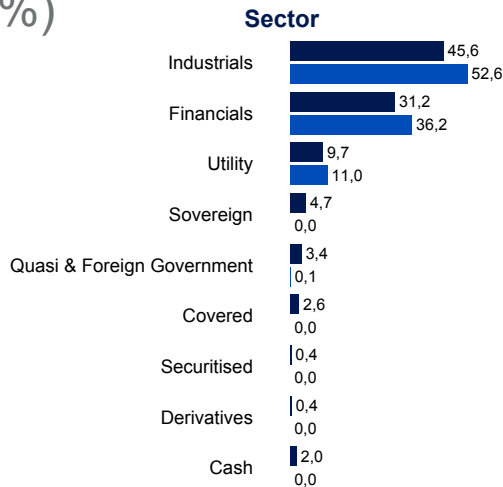
## Schroder International Selection Fund EURO Corporate Bond

### Asset Allocation (%)

Fund  
Benchmark

Credit ratings are calculated using asset ratings from different rating agencies. Exposure to non-euro denominated securities is normally hedged back into euros. The figures do not include the exposure commitment of the derivative contracts.

Source: Schroders



### Information

Schroder Investment Management (Luxembourg) S.A.  
5, rue Höhenhof  
1736 Senningerberg  
Luxembourg  
Tel.: (352) 341 342 212  
Fax: (352) 341 342 342  
For your security, communications may be taped or monitored.

	Accumulation
<b>SEDOL</b>	B4MG6Q1
<b>Bloomberg</b>	SCHEHUA:LX
<b>Reuters</b>	LU0428345051.LUF
<b>ISIN</b>	LU0428345051
<b>Fund Base Currency</b>	EUR
<b>Dealing Frequency</b>	Daily (13:00 CET)
<b>Ongoing Charges (latest available)</b>	1,05 %
<b>Minimum Investment Amount</b>	EUR 1000 or USD 1000 or their near equivalent in any other freely convertible currency. The minimum subscription amount may be waived at the Directors' discretion.



Morningstar Ratings are sourced from Morningstar.

© 2018 Morningstar. All Rights Reserved. The information contained herein: (1) is proprietary to Morningstar and/or its content providers; (2) may not be copied or distributed; and (3) is not warranted to be accurate, complete or timely. Neither Morningstar nor its content providers are responsible for any damages or losses arising from any use of this information. Past performance is no guarantee of future results. For more detailed information about Morningstar's Analyst Rating, including its methodology, please go to: <http://corporate.morningstar.com/us/documents/MethodologyDocuments/AnalystRatingforFundsMethodology.pdf>. For disclosure and detailed information about this fund please refer to full Morningstar Global Fund Report that can be accessed here <http://essentials.morningstar.com/file/downloadEuAnalystRatingReport?IsUKCOUNTRY=false&univ=FO&isFullReport=true&msgType=514.639&MstarId=FOGBR04DV6&countryId=LUX&languageId=EN> Please note that information is currently only available in English.

Third party data is owned or licensed by the data provider and may not be reproduced or extracted and used for any other purpose without the data provider's consent. Third party data is provided without any warranties of any kind. The data provider and issuer of the document shall have no liability in connection with the third party data. The Prospectus and/or [www.schroders.com](http://www.schroders.com) contain additional disclaimers which apply to the third party data.

This document does not constitute an offer to anyone, or a solicitation by anyone, to subscribe for shares of Schroder International Selection Fund (the "Company"). Nothing in this document should be construed as advice and is therefore not a recommendation to buy or sell shares. The Company is registered at the Comisión Nacional del Mercado de Valores (CNMV), under the number 135. Subscriptions for shares of the Company can only be made on the basis of its latest prospectus and the Key Investor Information Document together with the latest audited annual report (and subsequent unaudited semi-annual report, if published), copies of which can be obtained, free of charge, from the Spanish representative, Schroder Investment Management Limited Sucursal en España, from the CNMV, as well as from the Spanish distributors. The Company is a Luxembourg-registered UCITS. An investment in the Company entails risks, which are fully described in the prospectus. As the Company invests in international markets, the exchange rate variation can cause a decrease or increase in value. Schroders has expressed its own views and opinions in this document and these may change.

This document is issued by Schroder Investment Management (Luxembourg) S.A., 5, rue Höhenhof, L-1736 Senningerberg, Luxembourg. Registered No. B 37.799.