

# WTNA Mid Cap Value Select Fund

Release Date: 06-30-2020

**Benchmark**  
 Russell Mid Cap Value TR USD

**Fee Class**  
 45

**Overall Morningstar Rating™**
**Morningstar Return**
**Morningstar Risk**

Out of 370 Mid-Cap Blend investments. An investment's overall Morningstar Rating, based on its risk-adjusted return, is a weighted average of its applicable 3-, 5-, and 10-year Ratings. See disclosure page for details.

**Investment Information**
**Investment Objective & Strategy**

The Fund seeks to exceed the return of the benchmark, Russell Midcap® Value Index. The Fund will be invested initially in its entirety in the MFS Mid Cap Value (the "Underlying Fund")

The Underlying Fund seeks capital appreciation and mid-cap companies with attractive valuations and high quality fundamentals. The Underlying Fund also invests in companies that its sub-advisor believes to be undervalued compared to their perceived worth (value companies) and have significant potential for improvement and/or low market expectations.

**Operations and Management**

Inception Date 11-16-12  
 Reactivation Date 04-15-20  
 Trustee Wilmington Trust, N.A.  
 Website www.wilmingtontrust.com  
 Telephone 1-866-427-6885  
 CUSIP 97181A799

**Portfolio Manager(s)**

Management Team

**Morningstar Category: Mid-Cap Blend**

The typical mid-cap blend portfolio invests in U.S. stocks of various sizes and styles, giving it a middle-of-the-road profile. Most shy away from high-priced growth stocks but aren't so price-conscious that they land in value territory. Stocks in the middle 20% of the capitalization of the U.S. equity market are defined as mid-cap. The blend style is assigned to portfolios where neither growth nor value characteristics predominate.

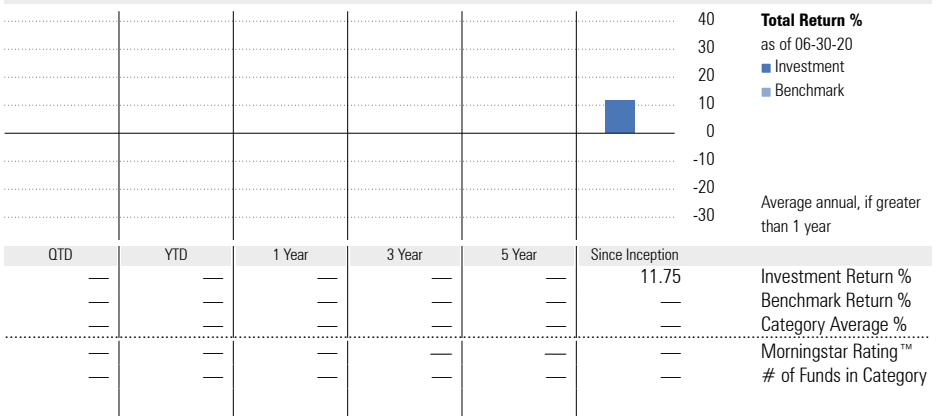
**Volatility Analysis**

3-Yr Risk Measures as of 06-30-20	Port Avg	Benchmark
Standard Deviation	18.38	21.22
Sharpe Ratio	0.20	0.00
Information Ratio	1.00	—
R-Squared	97.61	—
Beta	0.86	—
Alpha	3.50	—

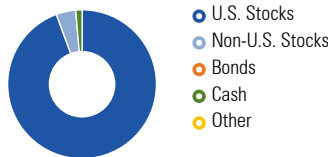
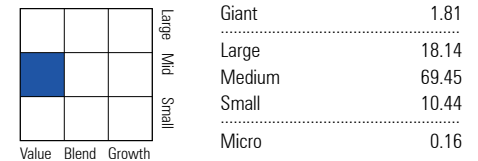
**Best 3 Month Return**
**Worst 3 Month Return**
**Notes**

Wilmington Trust, N.A. Collective Funds (WTNA Funds) are bank collective investment funds; they are not mutual funds.

Effective May 1, 2020, the Fund was redesigned to eliminate the multi-manager approach and transition to a single manager strategy. The Fund was renamed the WTNA Mid Cap Value Select Fund.

**Performance**


**Performance Disclosure:** The performance data quoted represents past performance and does not guarantee future results. Performance represents the period (s) subsequent to the re-activation date of the fee class and does not represent performance since the inception date. Performance for periods between March 1, 2016 and May 1, 2020 represents performance of the Multi-Manager Mid Cap Value and does not represent performance of the current Underlying Fund. The investment return and principal value of an investment will fluctuate; thus an investor's units, when redeemed, may be worth more or less than their original cost. Current performance may be lower or higher than return data quoted herein. Please refer to the performance section of the disclosure page for more information.

**Portfolio Analysis**
**Composition as of 06-30-20**

**Morningstar Equity Style Box™ as of 06-30-20**

**Top 10 Holdings as of 06-30-20**

Company	% Assets
Nasdaq Inc	1.50
L3Harris Technologies Inc	1.21
Marvell Technology Group Ltd	1.21
Eversource Energy	1.18
Kansas City Southern	1.18
Stanley Black & Decker Inc	1.18
Arthur J. Gallagher & Co	1.15
CMS Energy Corp	1.12
Eastman Chemical Co	1.09
Public Service Enterprise Group Inc	1.08
Total Number of Stock Holdings	147
Total Number of Bond Holdings	0
Annual Turnover Ratio %	88
Total Fund Assets (\$mil)	0.36

**Morningstar Equity Sectors as of 06-30-20**

Sector	% Fund
Cyclical	42.69
Basic Materials	6.56
Consumer Cyclical	10.31
Financial Services	18.73
Real Estate	7.09
Sensitive	31.89
Communication Services	1.41
Energy	4.86
Industrials	15.91
Technology	9.71
Defensive	25.41
Consumer Defensive	7.71
Healthcare	8.13
Utilities	9.57

**Principal Risks:** Please refer to the Additional Fund Information and Principal Risk Definitions document for more information.

Active Management, Equity Securities, Foreign Securities, Industry and Sector Investing, Issuer, Management, Market/Market Volatility, Mid-Cap, Real Estate/REIT Sector, Restricted/Illiquid Securities, Underlying Fund/Fund of Funds, Value Investing

# Disclosure

## Performance

Performance data given represents past performance and should not be considered indicative of future results of the WTNA Mid Cap Value Select Fund (the "Fund"). The Fund is not a mutual fund and is not registered as an investment company under the Investment Company Act of 1940. The Fund is not FDIC-insured, may lose value and is not guaranteed by a bank or other financial institution.

Performance data reflects a specific class of units. Other fee classes may currently be available or may become available in the future. Not all fee classes are available for investment by all plans. Fees vary across fee classes, and the net returns investors earn will be different from one fee class to another.

## Management of the Fund

*Trustee:* Wilmington Trust, N.A. (the "Trustee") serves as the Trustee of the Fund and maintains ultimate fiduciary authority over the management of, and investments made in, the Fund. The Fund is part of the Wilmington Trust Collective Investment Trust (the "Trust") operated by the Trustee.

Wilmington Trust is a registered service mark. Wilmington Trust Company, operating in Delaware only, Wilmington Trust, N.A., M&T Bank and certain other affiliates, provide various fiduciary and non-fiduciary services, including trustee, custodial, agency, investment management and other services. Loans, retail and business deposits, and other personal and business banking services and products are offered by M&T Bank, member FDIC. Wilmington Trust Investment Advisors, Inc. is a SEC-registered investment advisor providing investment management services to Wilmington Trust and M&T affiliates and clients.

## Investment Process:

The Underlying Fund employs the following investment process:

### Idea generation and research

The Mid Cap Value portfolio managers, fundamental and quantitative research analysts and other MFS portfolio managers actively participate in the idea-generation process. MFS' global research platform is the foundation of the investment process. It comprises a team of fundamental equity and fixed income research analysts, based in MFS' nine investment offices around the world. Analysts are organized into eight global sector teams that share information across geographies and asset classes; resulting in a collaborative, integrated model. In each sector team, analysts develop their own models, visit with company management, interview competitors, suppliers and customers. They also incorporate data gathered by other analysts to complete the overall investment picture. This process leads to a "buy," "hold" or "sell" rating for each company that they follow.

The portfolio management team works with the analysts throughout their research process, accompanying them on company visits and working through their financial models and valuation framework

The portfolio management team also utilizes MFS' in-house quantitative research capabilities in coordination with the fundamental, bottom-up idea generation process. Finally, the team's ability to leverage the investment knowledge of other

MFS portfolio managers has been an important source of alpha. When considering nontraditional value areas of the market, leveraging MFS' institutional knowledge of these companies and industries enables the team to gain comfort in those opportunities.

### Fundamental analysis and security selection

Once an idea has met the team's quality requirements, they work with the appropriate analyst to assess its valuation characteristics, as discussed below.

- **Quality assessment** — Does the company possess the high-quality attributes we look for? What do its return characteristics look like, and are they improving going forward?
- **Improvement potential analysis** — While the portfolio is biased toward high-quality businesses, the mid-cap market presents investment opportunities in companies with improvement potential. We leverage our research platform to evaluate these opportunities to consider the prospects for structural improvement in a business.
- **Valuation analysis** — Is the stock inexpensive? How does valuation compare versus the company's history, its peers, the overall market and on an absolute basis? A strong emphasis is placed on cash flow and returns-based methodologies.

### Portfolio construction

The team is committed to trying to deliver a well-diversified portfolio. Security and sector selection are a by-product of our fundamental, bottom-up research process. Position sizes are based on the team's assessment of the risk/reward potential of an investment idea and their confidence level in the company's ability to execute on its future plans. The Fund has generally held 130–160 stocks, the majority of which were buy-rated securities.

### Benchmark: Russell Mid Cap Value TR USD

The index measures the performance of the mid-cap value segment of the US equity universe. It includes Russell midcap index companies with lower price-to-book ratios and lower forecasted growth values. It is market-capitalization weighted.

### Notes Regarding Return Information

Return figures represent the total change in net assets with capital gains and income dividends reinvested. Performance information is presented net of any applicable trustee fees, management fees, or other fees or expenses which are borne by the Fund. See "Fees and Expenses" for more information.

### Morningstar Rating™

The Morningstar Rating™ for funds, or "star rating", is calculated for managed portfolios (including mutual funds, variable annuity and variable life subaccounts, exchange-traded funds, close-end funds, and separate accounts) with at least a three-year history. Exchange-traded funds and open-ended mutual funds are considered a single population for comparative purposes. It is calculated based on a Morningstar Risk-Adjusted Return measure that accounts for variation in a managed product's monthly excess performance, placing more emphasis on downward variations and rewarding consistent performance. The Morningstar Rating does not include any adjustment for sales load. The top 10% of products in each product category receive 5 stars,

the next 22.5% receive 4 stars, the next 35% receive 3 stars, the next 22.5% receive 2 stars, and the bottom 10% receive 1 star. The Overall Morningstar Rating for a managed product is derived from a weighted average of the performance figures associated with its three-, five-, and 10-year (if applicable) Morningstar Rating metrics.

For collective investment funds, the Morningstar Rating presented is hypothetical, because Morningstar does not independently analyze CITs. Rather, the rating is assigned as a means to compare these funds with the universe of mutual funds that Morningstar rates. The evaluation of this investment does not affect the retail mutual fund data published by Morningstar.

### Morningstar Return

The Morningstar Return rates a fund's performance relative to other managed products in its Morningstar Category. It is an assessment of a product's excess return over a risk-free rate (the return of the 90-day Treasury Bill) in comparison with the products in its Morningstar category. In each Morningstar category, the top 10% of products earn a High Morningstar Return (High), the next 22.5% Above Average (+Avg), the middle 35% Average (Avg), the next 22.5% Below Average (-Avg), and the bottom 10% Low (Low). Morningstar Return is measured for up to three time periods (three, five, and 10 years). These separate measures are then weighted and averaged to produce an overall measure for the product. Products with less than three years of performance history are not rated.

### Morningstar Risk

Morningstar Risk evaluates a fund's downside volatility relative to that of other products in its Morningstar Category. It is an assessment of the variations in monthly returns, with an emphasis on downside variations, in comparison with the products in its Morningstar category. In each Morningstar category, the 10% of products with the lowest measured risk are described as Low Risk (Low), the next 22.5% Below Average (-Avg), the middle 35% Average (Avg), the next 22.5% Above Average (+Avg), and the top 10% High (High). Morningstar Risk is measured for up to three time periods (three, five, and 10 years). These separate measures are then weighted and averaged to produce an overall measure for the product. Products with less than three years of performance history are not rated.

### Morningstar Style Box™

For equity funds, the vertical axis shows the market capitalization of the long stocks owned and the horizontal axis shows investment style (value, blend, or growth).

For fixed-income funds, the vertical axis shows the credit quality of the long bonds owned, and the horizontal axis shows interest rate sensitivity as measured by a bond's effective duration.

Morningstar seeks credit rating information from fund companies on a periodic basis (e.g., quarterly). In compiling credit rating information, Morningstar accepts credit ratings reported by fund companies that have been issued by all Nationally Recognized Statistical Rating Organizations (NRSROs). For a list of all NRSROs, please visit <http://www.morningstar.com>

# Disclosure

www.sec.gov/ocr/ratingagency.html. Additionally, Morningstar accepts foreign credit ratings from widely recognized or registered rating agencies. If two rating organizations/agencies have rated a security, fund companies are to report the lower rating; if three or more organizations/agencies have rated a security, fund companies are to report the median rating, and in cases where there are more than two organization/agency ratings and a median rating does not exist, fund companies are to use the lower of the two middle ratings. PLEASE NOTE: Morningstar, Inc. is not itself an NRSRO nor does it issue a credit rating on the fund. An NRSRO or rating agency ratings can change from time-to-time.

For credit quality, Morningstar combines the credit rating information provided by the fund companies with an average default rate calculation to come up with a weighted-average credit quality. The weighted-average credit quality is currently a letter that roughly corresponds to the scale used by a leading NRSRO. Bond funds are assigned a style box placement of "low", "medium", or "high" based on their average credit quality. Funds with a low credit quality are those whose weighted-average credit quality is determined to be less than "BBB-"; medium are those less than "AA-", but greater or equal to "BBB-"; and high are those with a weighted-average credit quality of "AA-" or higher. When classifying a bond portfolio, Morningstar first maps the NRSRO credit ratings of the underlying holdings to their respective default rates (as determined by Morningstar's analysis of actual historical default rates). Morningstar then averages these default rates to determine the average default rate for the entire bond fund. Finally, Morningstar maps this average default rate to its corresponding credit rating along a convex curve.

For interest-rate sensitivity, Morningstar obtains from fund companies the average effective duration. Generally, Morningstar classifies a fixed-income fund's interest-rate sensitivity based on the effective duration of the Morningstar Core Bond Index (MCBI), which is currently three years. The classification of Limited will be assigned to those funds whose average effective duration is between 25% to 75% of MCBI's average effective duration; funds whose average effective duration is between 75% to 125% of the MCBI will be classified as Moderate; and those that are at 125% or greater of the average effective duration of the MCBI will be classified as Extensive. In addition, for non-US taxable and non-US domiciled fixed income funds, static duration breakpoints are used: (i) Limited: less than or equal to 3.5 years; (ii) Moderate: greater than 3.5 and less than equal to 6 years; (iii) Extensive: greater than 6 years.

## Fees and Expenses

The participant will incur trustee fees, sub-advisor fees and underlying fund fees including fees paid to the manager of the of the underlying fund and other operating expenses related to the Fund. Other operating expenses may include, but are not limited to, audit expenses, custody service fees, tax form preparation expenses, legal and other fees.

All fees and expenses will be reimbursed from the Fund when they are incurred. Any expenses incurred in connection with the investment and reinvestment of Fund assets including,

without limitation, any transfer agency fees, brokerage commissions and expenses, will be charged against the Fund.

Participants in the Fund may also incur expenses from the Underlying Fund, which include audit fees and other expenses. The Underlying Fund Fees are expensed directly to the Underlying Fund or the Funds in which it invests, as applicable, and are not charged directly to the Fund. Underlying Fund Fees are not used to calculate the Fund's net asset value. They have no impact on the costs associated with Fund operations.

Below is a breakdown of the fees on the Fund:

<u>WTNA Mid Cap Value Select Fund</u>	<u>Fee Class 45</u>
Management Fee %	0.55
Trustee Fee %	0.13
Service Provider Fee %	0.45
Other Expenses %	0.10
Underlying Fund Fees %	0.00
<b>Gross Ratio %</b>	1.23
Fee Waiver %	-0.26
<b>Net Expense Ratio %</b>	0.97

Fees and expenses are only one of several factors that participants and beneficiaries should consider when making investment decisions.

The cumulative effect of fees and expenses can substantially reduce the growth of a participant's or beneficiary's retirement account. Participants and beneficiaries can visit the Employee Benefit Security Administration's website for an example demonstrating the long-term effect of fees and expenses.

The example in the following table is intended to explain the ongoing costs of investing in the Fund and to compare these costs with the ongoing costs of investing in other collective funds. The table provides information about hypothetical account values and hypothetical expenses based on the Fund's actual expense ratio and an assumed rate of return of 0.00% per year, which is not the Fund's actual return. The hypothetical account values and expenses may not be used to estimate the actual account balance or expenses you paid for the period. This example is based on an investment of \$1,000 invested for one year:

<u>WTNA Mid Cap Value Select Fund</u>	<u>Fee Class 45</u>
Balance 06-30-2019	\$1,000.00
Hypothetical Balance 06-30-2020	\$990.37
Hypothetical Expenses (1 year)	\$9.63

## Risk Considerations

The decision to invest in the Fund and the risks involved in doing so should be carefully considered. The Fund should be considered a long-term investment.

The Principal Risks that are listed on the first page are described in the Additional Fund Information and Risk

Definition booklet and should be read in connection with this profile.

The value of your investment in the Fund will increase and decrease over time in accordance with changes in the value of the securities held in the Fund. When assets of the Fund are invested in other investment vehicles (such as collective trusts or mutual funds), the Trustee does not have control over the trading policies or strategies of such entities.

The Trustee of the Fund may change the investment objective of the Fund at any time without prior notice or approval.

Investments in the Fund are not insured or guaranteed by any bank, the FDIC, or any other governmental entity.

## Basic Terms and Conditions

This profile is only a summary of some of the key features of the Fund and should be carefully read in connection with the Additional Fund Information and Principal Risk Definitions. Participation in the Fund is governed by the Trust Agreement and the terms of the participation materials, which must be reviewed and signed by the plan sponsor or plan fiduciary. In the event of a conflict between the provisions of this profile and the Trust Agreement or participation materials, the Trust Agreement or participation materials control. Please carefully review the Trust Agreement and participation materials before investing in the Fund.

Investments in the WTNA Portfolios are not deposits or obligations of a guaranteed by Wilmington Trust, and are not insured by the FDIC, the Federal Reserve, or any other governmental agency. The Portfolios are commingled investment vehicles, and as such, the values of the underlying investments will rise and fall according to market activity; it is possible to lose money by investing in the Portfolios. Investors should consider the investment objectives, risks, charges and expenses of any pooled investment company carefully before investing.

The Fund is maintained by the Trustee as part of the Wilmington Trust Collective Investment Trust, which was established on October 6, 2005 and most recently amended on June 20, 2016. It is a "group trust" within the meaning of Internal Revenue Service Revenue Ruling 81-100, as amended, and is exempt from registration under the Investment Company Act of 1940, as amended (the "1940 Act").

## For More Information:

Please carefully review the Trust Agreement and participation materials prior to investing in the Fund. The Trust Agreement and participation materials provide limitations on liability and indemnifications in favor of the Trustee. To learn more or obtain additional materials governing the Fund, please contact your plan sponsor or plan trustee. You may also obtain a copy of the Trust Agreement and participation materials, without charge, by contacting:

Wilmington Trust, N.A.  
c/o Collective Fund Client Services  
1100 N. Market Street  
Wilmington, DE 19890

---

# Disclosure

Tel. 1-866-427-6885

Email: [FundAccountingClientSvcs@WilmingtonTrust.com](mailto:FundAccountingClientSvcs@WilmingtonTrust.com)