

Global High Yield Bond Fund SGD (Hedged)

CLASS E INCOME SHARES

FUND DESCRIPTION

The investment objective of the Fund is to seek to maximise total return, consistent with prudent investment management. The Global High Yield Bond Fund is an actively managed portfolio that invests primarily in developed markets upper tier high yield corporate bonds, with a maximum of 20% of its assets in securities rated lower than B. The fund is diversified broadly across industries, issuers, and regions on the basis of PIMCO's top-down and bottom-up processes. This fund offers compelling diversification benefits and the opportunity to gain exposure to different sectors of the economy. The Fund may use or invest in financial derivatives. The fund employs PIMCO's fundamental research process, including top-down economic views, bottom-up security selection and extensive global resources.

KEY FACTS

	Income
Bloomberg Ticker	PIGESGI
ISIN	IE00BYZWMV33
Sedol	BYZWMV3
CUSIP	G7097J662
Valoren	32154813
WKN	A2AGTY
Inception Date	25/04/2016
Distribution	Quarterly
Unified Management Fee	1.45% p.a.
Fund Type	UCITS
Portfolio Manager	Andrew Jessop, Sonali Pier, David Forgash, Charles Watford
Total Net Assets	5.6 (USD in Billions)
Fund Base Currency	USD
Share Class Currency	SGD

Performance (Net of Fees)

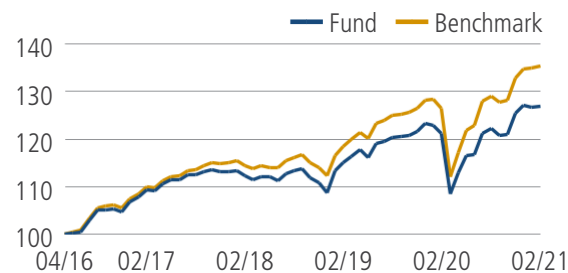


Chart shows performance from the first month-end, rebased to 100, for the E Inc SGD class. Past performance is not a guarantee or reliable indicator of future results. Source: PIMCO

Fund Statistics

Effective Duration (yrs) ¹	3.69
Benchmark Duration (yrs) ¹	4.01
Effective Duration (yrs) ²	4.08
Benchmark Duration (yrs) ³	4.12
Current Yield (%) ⁴	4.27
Estimated Yield to Maturity (%) ⁴	4.42
Annualised Distribution Yield ⁵	3.03
Average Coupon (%)	4.42
Average Credit Quality	BA

⁴ Yields reported gross of fees, the deduction of which will reduce the yield. Yields are reported in the base currency of the fund and are not specific to the share class.

Performance (Net of Fees)	1 Mo.	3 Mos.	6 Mos.	1 Yr.	3 Yrs.	SI
Class E, Inc (%) ⁶	0.09	1.24	3.71	4.76	4.17	5.10
Net of 5% Preliminary Charge ⁷	-4.95	-3.80	-1.44	-0.49	2.41	3.99
Benchmark (%)	0.27	1.86	4.87	7.00	5.77	—

Past performance is not necessarily indicative of future performance. The benchmark is the ICE BofAML BB-B Rated Developed Markets High Yield Constrained Index Hedged into SGD. All periods longer than one year are annualised. SI is the performance since inception.

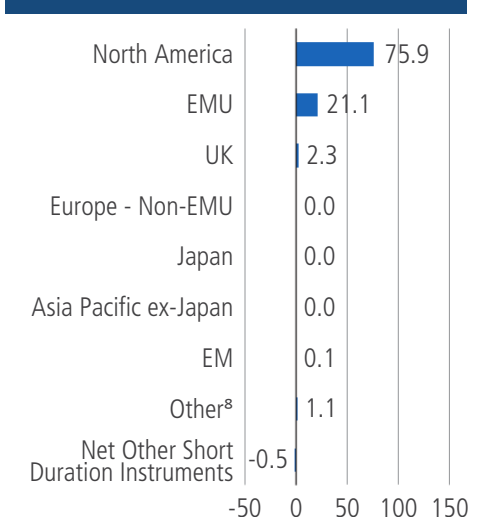
⁶ Performance shown is on a NAV-to-NAV basis in the denominated currency, excluding the preliminary charge and on the assumption that distributions are reinvested, as applicable.

⁷ Performance shown is on a NAV-to-NAV basis in the denominated currency, taking into account the preliminary charge and on the assumption that distributions are reinvested, as applicable. A preliminary charge of up to 5% may or may not be deducted from the subscription amount depending on the distributor from whom you had purchased shares, as such this may not represent actual performance returns.

Top 10 Corporate Holdings

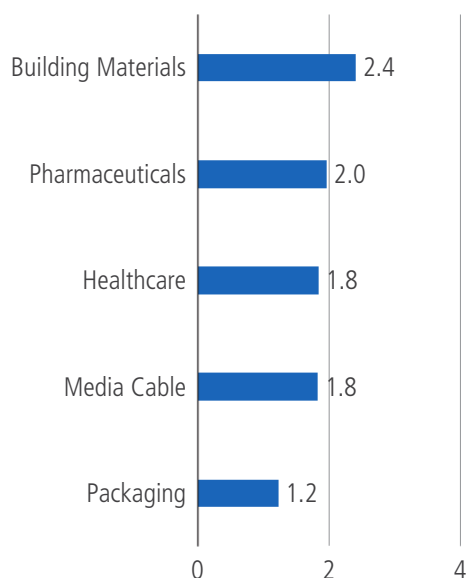
STADA (NIDDA HEALTHCAR) REGS SMR	0.6
STADA (NIDDA BONDCO GMBH) REG S	0.6
CERAMTEC (CTC BONDCO GMBH)	0.5
CATALENT PHARMA SOLUTION SR UNSEC	0.5
HD SUPPLY WATERWORKS SR UNSEC 144A	0.4
DIVERSEY (DIAMOND BC BV) SMR	0.4
OCCIDENTAL PETROLEUM COR SR UNSEC SMR	0.4
NOURYON HOLDING BV SRUNSEC REGS	0.4
TELECOM ITALIA SPA SR UNSEC 144A	0.4
SPRINT CORP SR UNSEC	0.4

Regional Allocation (% Market Value)



*Top 10 corporate holdings as of 31/12/2020, excluding derivatives.

Top 5 overweight (% Market Value)



Except for performance, statistics and breakdowns shown are for the fund and are not specific to the share class. Source: PIMCO, index provider for benchmark data.

Dividend is not guaranteed. Past distributions are not necessarily indicative of future trends, which may be lower. A positive distribution yield does not imply a positive return. Data does not include special cash dividends. Distribution payments of the Fund where applicable, may at the sole discretion of the Fund, be made out of either income and/ or capital of the Fund. In the case of the Fund, the Fund may at its discretion pay dividends out of capital which may result in an immediate reduction of the Fund's NAV per share. In the case of Income II Shares, the Fund may at its discretion pay dividends out of capital as well as take into account the yield differential arising from share class currency hedging (which constitutes a distribution from capital). The management and other fees payable by the Income II Shares may also be charged to the capital of the Income II Shares, resulting in an increase in distributable income available for the payment of dividends and therefore, the Income II Shares may effectively pay dividends out of capital. This may result in an immediate reduction of the NAV per share for the Income II Shares. Please refer to www.pimco.com.sg for more information on income statistics. ¹ PIMCO duration calculation that adjusts the durations of credit securities to account for the potential that in the event of default investors will receive the recovery amount prior to the maturity of the security. ² PIMCO duration calculation with no adjustment on credit securities. ³ Benchmark provider duration methodology. ⁴ Annualised Distribution Yield is as of last quarter ending 31/12/2020. ⁵ Where permitted by the investment guidelines stated in the portfolios offering documents, "other" may include exposure to, convertibles, preferred, common stock, equity-related securities, and Yankee bonds. Negative allocations may result from derivative positions and unsettled trades and does not imply the fund is short cash, is levered, or that the derivatives are not fully cash backed. Duration is the sensitivity of a fixed income security to a change in interest rates. The longer the duration of a fixed income security, the higher its sensitivity to interest rates. Duration Weighted Exposure (DWE%) is the percentage weight of each sector's contribution to the overall duration of the fund. Morningstar ratings are shown for funds with 4 or 5 star ratings only. Other share classes ratings are either lower or unavailable. A rating is not a recommendation to buy, sell or hold a fund. Copyright © 2021 Morningstar Ltd. All Rights Reserved. The information contained herein: (1) is proprietary to Morningstar and/or its content providers; (2) may not be copied or distributed; and (3) is not warranted to be accurate, complete or timely. Neither Morningstar nor its content providers are responsible for any damages or losses arising from any use of this information. Past performance is no guarantee of future results. Investment involves risk including possible loss of the principal amount invested. Past performance is not a guarantee or a reliable indicator of future results and no guarantee is being made that similar returns will be achieved in the future. The value of shares of the Fund and the income accruing to them, if any, may fall or rise. Investment returns denominated in non-local currency may be exposed to exchange rate fluctuations. Investors should consider the investment objectives, risks, charges and expenses carefully before investing. This and other information is contained in the Fund's Singapore Prospectus which is available and can be obtained from our website www.pimco.com.sg, a Fund distributor or the Singapore Representative. Prospective investors should read the Fund's Singapore Prospectus before deciding whether to subscribe for or purchase shares in any of the Funds. Investors may wish to seek advice from a financial adviser before making a commitment to invest and in the event you choose not to seek advice, you should consider whether the investment is suitable for you. PIMCO Funds: Global Investors Series plc is an umbrella type open-ended investment company with variable capital and with segregated liability between Funds incorporated with limited liability under the laws of Ireland with registered number 276928. PIMCO Funds: Global Investors Series plc has appointed PIMCO Asia Pte Ltd as the Singapore Representative. This document is issued by PIMCO Asia Pte Ltd (8 Marina View, #30-01, Asia Square Tower 1, Singapore 018960, Registration No. 199804652K). This advertisement has not been reviewed by the Monetary Authority of Singapore. No part of this publication may be reproduced in any form, or referred to in any other publication, without express written permission. Unified management fee is a single fixed Management Fee out of which the fees of the Investment Advisers, the Administrator and Custodian shall be paid, and certain other expenses including the fees of Paying Agents (and other local representatives) in jurisdictions where the Funds are registered. PIMCO is a trademark of Allianz Asset Management of America L.P. in the United States and throughout the world. Copyright 2021, PIMCO.

ABOUT THE BENCHMARK

ICE BofAML BB-B Rated Developed Markets High Yield Constrained Index Hedged into SGD tracks the performance of below investment grade bonds of corporate issuers domiciled in developed market countries having an investment grade foreign currency long term debt rating (based on a composite of Moody's, S&P, and Fitch). The Index includes bonds denominated in U.S. dollars, Canadian dollars, sterling, euro (or euro legacy currency), but excludes all multicurrency denominated bonds. Bonds must be rated below investment grade but at least B3 based on a composite of Moody's, S&P, and Fitch. Qualifying bonds are capitalization-weighted provided the total allocation to an individual issuer (defined by Bloomberg tickers) does not exceed 2%. Issuers that exceed the limit are reduced to 2% and the face value of each of their bonds is adjusted on a pro-rata basis. Similarly, the face value of bonds of all other issuers that fall below the 2% cap are increased on a pro-rata basis. Prior to September 25th, 2009, the ICE BofAML Indices were known as the Merrill Lynch Indices. It is not possible to invest in an unmanaged index.

Unless otherwise stated in the prospectus or in the relevant key investor information document, the Fund is not managed against a particular benchmark or index, and any reference to a particular benchmark or index in this factsheet is made solely for risk or performance comparison purposes.

MANAGER

PIMCO Global Advisors (Ireland) Limited

INVESTMENT ADVISOR

Pacific Investment Management Company LLC

ABOUT PIMCO

PIMCO is one of the world's premier fixed income investment managers. Since our founding in 1971 in Newport Beach, California, we have continued to bring innovation and expertise to our partnership with clients seeking the best investment solutions. Today our professionals work in 17 offices across the globe, united by a single purpose: creating opportunities for investors in every environment.

For questions regarding the PIMCO Funds: Global Investors Series plc, please call +65 6826 7589

Visit our website for a full menu of products and services at pimco.com.sg