

# Navigator Fixed Income Total Return Fund

Release Date: 12-31-2017

**Benchmark**  
BBgBarc US Corporate High Yield  
TR USD

**Fee Class**  
5

**Overall Morningstar Rating™**  
★★★★

Out of 609 High Yield Bond investments. An investment's overall Morningstar Rating, based on its risk-adjusted return, is a weighted average of its applicable 3-, 5-, and 10-year Ratings. See disclosure page for details.

**Morningstar Return**  
Above Average

**Morningstar Risk**  
Below Average

## Investment Information

### Investment Objective & Strategy

The fund seeks total return with a secondary goal of current income, investing in the fixed income sectors exhibiting relative strength.

### Operations and Management

Inception Date 09-28-12  
Trustee Wilmington Trust, N.A.  
Website www.wilmingtontrust.com  
Telephone 1-866-427-6885  
Sub-Advisor Clark Capital Management Group, Inc.  
CUSIP 971820766

### Portfolio Manager(s)

Harry Clark  
K. Clark, CFA.

### Morningstar Category: High Yield Bond

High-yield bond portfolios concentrate on lower-quality bonds, which are riskier than those of higher-quality companies. These portfolios generally offer higher yields than other types of portfolios, but they are also more vulnerable to economic and credit risk. These portfolios primarily invest in U.S. high-income debt securities where at least 65% or more of bond assets are not rated or are rated by a major agency such as Standard & Poor's or Moody's at the level of BB (considered speculative for taxable bonds) and below.

## Volatility Analysis

3-Yr Risk Measures as of 12-31-17	Port Avg	Benchmark
Standard Deviation	4.01	5.65
Sharpe Ratio	1.69	1.04
Information Ratio	0.27	—
R-Squared	50.61	—
Beta	0.51	—
Alpha	3.81	—

### Best 3 Month Return

7.23%  
(Feb '16 - Apr '16)

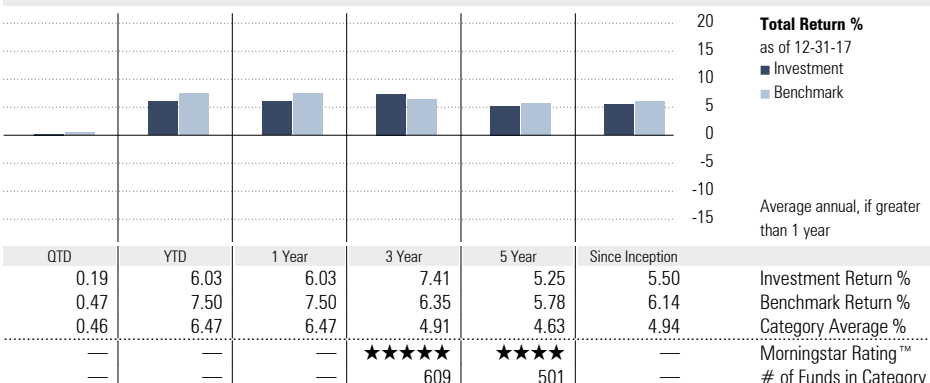
### Worst 3 Month Return

-3.86%  
(Oct '15 - Dec '15)

## Notes

Wilmington Trust, N.A. Collective Funds (WTNA Funds) are trust company sponsored collective investment funds; they are not mutual funds.

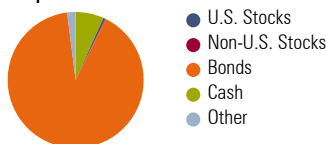
## Performance



**Performance Disclosure:** The performance data quoted represents past performance and does not guarantee future results. The investment return and principal value of an investment will fluctuate; thus an investor's units, when redeemed, may be worth more or less than their original cost. Current performance may be lower or higher than return data quoted herein. For more current information including month-end performance, please visit our website. Please refer to the performance section of the disclosure page for more information.

## Portfolio Analysis

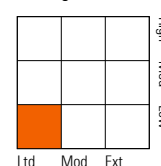
### Composition as of 12-31-17



### Top 10 Holdings as of 12-31-17

	% Assets
Pimco Fds 12-12-17	1.09
Pimco Fds 12-12-17	0.30
Cdx Hy28 5y Ice 06-20-22	0.26
Numericable Grp Sa 144A 6% 05-15-22	0.25
Treasury Money Market Master Portfolio	0.22
Numericable Grp Sa 144A 7.375% 05-01-26	0.22
Sprint 7.875% 09-15-23	0.22
Numericable Grp Sa 144A 7.375% 05-01-26	0.20
Cco Hldgs Llc / Cco Hldgs Ca 144A 5.875% 04-01-24	0.19
Prime Sec Svcs Borrower Llc / 144A 9.25% 05-15-23	0.19
Total Number of Stock Holdings	155
Total Number of Bond Holdings	4772
Annual Turnover Ratio %	108
Total Fund Assets (\$mil)	6.23

### Morningstar Fixed Income Style Box™ as of 12-31-17



Avg Eff Duration	3.57
Avg Eff Maturity	5.49
Avg Wtd Price	105.63

### Morningstar F-I Sectors as of 12-31-17

	% Fund	% Category
Government	1.86	4.36
Corporate	90.09	87.15
Securitized	0.99	2.56
Municipal	0.01	0.57
Cash/Cash Equivalents	6.37	3.32
Other	0.68	2.04

### Credit Analysis: % Bonds as of 12-31-17

AAA	1	BB	41
AA	0	B	39
A	0	Below B	14
BBB	3	Not Rated	1

## Principal Risks

Fixed Income Securities, Industry & Sector Investing, Interest Rate, Issuer, Management, Market/Market Volatility, Prepayment (Call)

Please refer to the Additional Fund Information and Principal Risk Definitions document for more information.

# Disclosure

Performance data given represents past performance and should not be considered indicative of future results of the Navigator Fixed Income Total Return Fund (the "Fund"). The Fund is not a mutual fund and is not registered as an investment company under the Investment Company Act of 1940. The Fund is not FDIC-insured, may lose value and is not guaranteed by a bank or other financial institution.

Performance data reflects a specific class of units. Other fee classes may currently be available or may become available in the future. Not all fee classes are available for investment by all plans. In cases where a specific fee class was not yet launched as of the date of this Disclosure Statement, return figures shown may reflect the performance of a previously launched fee class. Fees vary across fee classes, and the net returns investors earn will be different from one fee class to another.

## Management of the Fund

*Trustee:* Wilmington Trust, N.A. (the "Trustee") serves as the Trustee of the Fund and maintains ultimate fiduciary authority over the management of, and investments made in, the Fund. The Fund is part of the Wilmington Trust Collective Investment Trust (the "Trust") operated by the Trustee.

Wilmington Trust is a registered service mark. Wilmington Trust Corporation is a wholly owned subsidiary of M&T Bank Corporation. Wilmington Trust Company, operating in Delaware only, Wilmington Trust, N.A., M&T Bank and certain other affiliates, provide various fiduciary and non-fiduciary services, including trustee, custodial, agency, investment management and other services. Loans, retail and business deposits, and other personal and business banking services and products are offered by M&T Bank, member FDIC. Wilmington Trust Investment Advisors, Inc. is a SEC-registered investment advisor providing investment management services to Wilmington Trust and M&T affiliates and clients.

*Sub-Advisor:* Clark Capital Management Group, Inc. The Trustee has engaged Clark Capital Management Group, Inc. (the "Sub-Advisor" or "Clark") to act as the Sub-Advisor to the Fund. In this capacity, Clark will provide investment advice and recommendations with respect to the investment of Fund assets. In this capacity Clark will provide investment advice and recommendations with respect to the investment of Fund assets. Clark is a registered investment advisor firm founded in 1986 and headquartered in Philadelphia, PA. For more information about the Sub-Advisor, visit its website at [www.ccmg.com](http://www.ccmg.com). More information about Clark can be found in its Form ADV which is available upon request.

## Investment Process:

The Fund invests in the fixed-income sectors exhibiting relative strength. CCMG's investment process is designed to capture intermediate to long-term credit spread opportunities, by concentrating allocations in the fixed-income sector (low-quality debt, high-quality debt or short-term cash). Several exchange-traded funds can be utilized to seek the fund's objective: high-quality government securities, high-quality corporate bonds, preferred securities, emerging market bonds and U.S. Treasury bonds and bills. The Fund is continuously monitored and adjusted in response to changing market

conditions, while seeking to maintain an appropriate risk/reward profile within the fixed income universe.

## Benchmark: BBgBarc US Corporate High Yield TR USD

The index measures the performance of USD-denominated, non-investment grade, fixed-rate, taxable corporate bonds, including corporate bonds, fixed-rate bullet, putable, and callable bonds, SEC Rule 144A securities, Original issue zeros, Pay-in-kind (PIK) bonds, Fixed-rate and fixed-to-floating capital securities.

## Notes Regarding Return Information

Return figures represent the total change in net assets with capital gains and income dividends reinvested. Performance information is presented net of any applicable trustee fees, management fees, or other fees or expenses which are borne by the Fund. See "Fees and Expenses" for more information.

## Morningstar Rating™

The Morningstar Rating™ for funds, or "star rating", is calculated for investments funds and separate accounts with at least a three-year history. Exchange-traded funds and open-ended mutual funds are considered a single population for comparative purposes. It is calculated based on a Morningstar Risk-Adjusted Return measure that accounts for variation in a managed product's monthly excess performance, placing more emphasis on downward variations and rewarding consistent performance. The top 10% of products in each product category receive 5 stars, the next 22.5% receive 4 stars, the next 35% receive 3 stars, the next 22.5% receive 2 stars, and the bottom 10% receive 1 star. The Overall Morningstar Rating for a managed product is derived from a weighted average of the performance figures associated with its three-, five-, and 10-year (if applicable) Morningstar Rating metrics.

For collective investment trusts (CITs), the Morningstar Rating presented is hypothetical, because Morningstar does not independently analyze CITs. Rather, the rating is assigned as a means to compare these funds with the universe of mutual funds that Morningstar rates. The evaluation of this investment does not affect the retail mutual fund data published by Morningstar.

## Morningstar Return

The Morningstar Return rates a fund's performance relative to other managed products in its Morningstar Category. It is an assessment of a product's excess return over a risk-free rate (the return of the 90-day Treasury Bill) in comparison with the products in its Morningstar category. In each Morningstar category, the top 10% of products earn a High Morningstar Return (High), the next 22.5% Above Average (+Avg), the middle 35% Average (Avg), the next 22.5% Below Average (-Avg), and the bottom 10% Low (Low). Morningstar Return is measured for up to three time periods (three, five, and 10 years). These separate measures are then weighted and averaged to produce an overall measure for the product. Products with less than three years of performance history are not rated.

## Morningstar Risk

Morningstar Risk evaluates a fund's downside volatility relative to that of other products in its Morningstar Category. It is an assessment of the variations in monthly returns, with an

emphasis on downside variations, in comparison with the products in its Morningstar category. In each Morningstar category, the 10% of products with the lowest measured risk are described as Low Risk (Low), the next 22.5% Below Average (-Avg), the middle 35% Average (Avg), the next 22.5% Above Average (+Avg), and the top 10% High (High). Morningstar Risk is measured for up to three time periods (three, five, and 10 years). These separate measures are then weighted and averaged to produce an overall measure for the product. Products with less than three years of performance history are not rated.

## Morningstar Style Box™

For equity funds, the vertical axis shows the market capitalization of the long stocks owned and the horizontal axis shows investment style (value, blend, or growth).

For fixed-income funds, the vertical axis shows the credit quality of the long bonds owned, and the horizontal axis shows interest rate sensitivity as measured by a bond's effective duration.

Morningstar seeks credit rating information from fund companies on a periodic basis (e.g., quarterly). In compiling credit rating information, Morningstar accepts credit ratings reported by fund companies that have been issued by all Nationally Recognized Statistical Rating Organizations (NRSROs). For a list of all NRSROs, please visit <http://www.sec.gov/ocr/ratingagency.html>. Additionally, Morningstar accepts foreign credit ratings from widely recognized or registered rating agencies. If two rating organizations/agencies have rated a security, fund companies are to report the lower rating; if three or more organizations/agencies have rated a security, fund companies are to report the median rating, and in cases where there are more than two organization/agency ratings and a median rating does not exist, fund companies are to use the lower of the two middle ratings. PLEASE NOTE: Morningstar, Inc. is not itself an NRSRO nor does it issue a credit rating on the fund. An NRSRO or rating agency ratings can change from time-to-time.

For credit quality, Morningstar combines the credit rating information provided by the fund companies with an average default rate calculation to come up with a weighted-average credit quality. The weighted-average credit quality is currently a letter that roughly corresponds to the scale used by a leading NRSRO. Bond funds are assigned a style box placement of "low", "medium", or "high" based on their average credit quality. Funds with a low credit quality are those whose weighted-average credit quality is determined to be less than "BBB-"; medium are those less than "AA-", but greater or equal to "BBB-"; and high are those with a weighted-average credit quality of "AA-" or higher. When classifying a bond portfolio, Morningstar first maps the NRSRO credit ratings of the underlying holdings to their respective default rates (as determined by Morningstar's analysis of actual historical default rates). Morningstar then averages these default rates to determine the average default rate for the entire bond fund. Finally, Morningstar maps this average default rate to its corresponding credit rating along a convex curve.

For interest-rate sensitivity, Morningstar obtains from fund companies the average effective duration. Generally,

# Disclosure

Morningstar classifies a fixed-income fund's interest-rate sensitivity based on the effective duration of the Morningstar Core Bond Index (MCBI), which is currently three years. The classification of Limited will be assigned to those funds whose average effective duration is between 25% to 75% of MCBI's average effective duration; funds whose average effective duration is between 75% to 125% of the MCBI will be classified as Moderate; and those that are at 125% or greater of the average effective duration of the MCBI will be classified as Extensive. In addition, for non-US taxable and non-US domiciled fixed income funds, static duration breakpoints are used: (i) Limited: less than or equal to 3.5 years; (ii) Moderate: greater than 3.5 and less than equal to 6 years; (iii) Extensive: greater than 6 years.

## Fees and Expenses

The participant will incur management fees for services provided by the Sub-Advisor, trustee fees, and other operating expenses related to the Fund. Other operating expenses may include, but are not limited to, audit expenses, custody service fees, tax form preparation expenses, legal and other fees. A portion of this fee may be paid by the Trustee to the Fund's Sub-Advisor for its sub-advisory services to the Fund.

All fees and expenses will be reimbursed from the Fund when they are incurred. Any expenses incurred in connection with the investment and reinvestment of Fund assets including, without limitation, any transfer agency fees, brokerage commissions and expenses, will be charged against the Fund.

Below is a breakdown of the fees on the Fund:

<u>Navigator Fixed Income Total Return Fund</u>	<u>Fee Class 5</u>
Management Fee %	0.40
Trustee Fee %	0.10
Service Provider Fee %	0.00
Other Expenses %	0.17
<b>Gross Ratio %</b>	<b>0.67</b>
<b>Net Expense Ratio %</b>	<b>0.67</b>

Fees and expenses are only one of several factors that participants and beneficiaries should consider when making investment decisions.

The cumulative effect of fees and expenses can substantially reduce the growth of a participant's or beneficiary's retirement account. Participants and beneficiaries can visit the Employee Benefit Security Administration's website for an example demonstrating the long-term effect of fees and expenses.

The example in the following table is intended to explain the ongoing costs of investing in the Fund and to compare these costs with the ongoing costs of investing in other collective funds. The table provides information about actual account values and actual expenses. This example is based on an investment of \$1,000 invested for one year:

<u>Navigator Fixed Income Total Return Fund</u>	<u>Fee Class 5</u>
Balance 12-31-2016	\$1,000.00
Balance 12-31-2017	\$1,060.35

Expenses (1 year)	\$6.91
-------------------	--------

The next table is also intended to explain the ongoing costs of investing in the Fund and to compare these costs with the ongoing costs of investing in other collective funds. The table provides information about hypothetical account values and hypothetical expenses based on the Fund's actual expense ratio and an assumed rate of return of 0.00% per year, which is not the Fund's actual return. The hypothetical account values and expenses may not be used to estimate the actual account balance or expenses you paid for the period. This example is based on an investment of \$1,000 invested for one year:

<u>Navigator Fixed Income Total Return Fund</u>	<u>Fee Class 5</u>
Balance 12-31-2016	\$1,000.00
Hypothetical Balance 12-31-2017	\$993.32
Hypothetical Expenses (1 year)	\$6.68

## Risk Considerations

The decision to invest in the Fund and the risks involved in doing so should be carefully considered. The Fund should be considered a long-term investment.

The Principal Risks that are listed on the first page are described in the Additional Fund Information and Risk Definition booklet and should be read in connection with this profile.

The value of your investment in the Fund will increase and decrease over time in accordance with changes in the value of the securities held in the Fund. When assets of the Fund are invested in other investment vehicles (such as collective trusts or mutual funds), the Trustee does not have control over the trading policies or strategies of such entities.

The Trustee of the Fund may change the investment objective of the Fund at any time without prior notice or approval.

Investments in the Fund are not insured or guaranteed by any bank, the FDIC, or any other governmental entity.

## Basic Terms and Conditions

This profile is only a summary of some of the key features of the Fund and should be carefully read in connection with the Additional Fund Information and Principal Risk Definitions. Participation in the Fund is governed by the Trust Agreement and the terms of the participation materials, which must be reviewed and signed by the plan sponsor or plan fiduciary. In the event of a conflict between the provisions of this profile and the Trust Agreement or participation materials, the Trust Agreement or participation materials control. Please carefully review the Trust Agreement and participation materials before investing in the Fund.

Investments in the WTNA Portfolios are not deposits or obligations of a guaranteed by Wilmington Trust, and are not insured by the FDIC, the Federal Reserve, or any other governmental agency. The Portfolios are commingled investment vehicles, and as such, the values of the underlying investments will rise and fall according to market activity; it is

possible to lose money by investing in the Portfolios. Investors should consider the investment objectives, risks, charges and expenses of any pooled investment company carefully before investing.

The Fund is maintained by the Trustee as part of the Wilmington Trust Collective Investment Trust, which was established on October 6, 2005 and most recently amended on June 20, 2016. It is a "group trust" within the meaning of Internal Revenue Service Revenue Ruling 81-100, as amended, and is exempt from registration under the Investment Company Act of 1940, as amended (the "1940 Act").

## For More Information:

Please carefully review the Trust Agreement and participation materials prior to investing in the Fund. The Trust Agreement and participation materials provide limitations on liability and indemnifications in favor of the Trustee. To learn more or obtain additional materials governing the Fund, please contact your plan sponsor or plan trustee. You may also obtain a copy of the Trust Agreement and participation materials, without charge, by contacting:

Wilmington Trust, N.A.  
c/o Collective Fund Client Services  
1100 N. Market Street  
Wilmington, DE 19801  
Tel. 1-866-427-6885  
Email: FundAccountingClientSvcs@WilmingtonTrust.com