

# CS (Lux) Global High Income Fund USD

a subfund of CS Investment Funds 4 - Class B USD

## Investment policy

The Subfund is an actively managed, globally investing mixed asset class fund with flexible allocation to the different investment categories. The investments will be biased towards investment categories showing above average yield and the focus lies on regular, steady payouts. The weighting of the individual investment categories may vary over time according to the investment manager's market expectations so that the Subfund may be highly concentrated in any asset class at any time.

## Fund facts

<b>Fund manager</b>	Christopher Schütz, Sacha Widin
<b>Fund manager since</b>	01.04.2017, 22.09.2014
<b>Location</b>	Zurich, Zurich
<b>Fund domicile</b>	Luxembourg
<b>Fund currency</b>	USD
<b>Close of financial year</b>	30. Nov
<b>Total net assets (in millions)</b>	174.87
<b>Inception date</b>	29.12.2014
<b>Management fee in % p.a.</b>	1.10
<b>TER (as of 30.11.2016) in %</b>	1.44
<b>Benchmark (BM)</b>	No Benchmark
<b>Swinging single pricing (SSP) <sup>3)</sup></b>	Yes
<b>Unit Class</b>	<b>Category B (capital growth)</b>
<b>Unit class currency</b>	USD
<b>ISIN number</b>	LU1097743592
<b>Bloomberg ticker</b>	CSGHIBU LX
<b>Net Asset Value</b>	162.60
<b>Last distribution</b>	-
<b>Distribution value</b>	-

3) For more details, please refer to the relevant chapter "Net Asset Value" of the Fund's prospectus.

## Duration

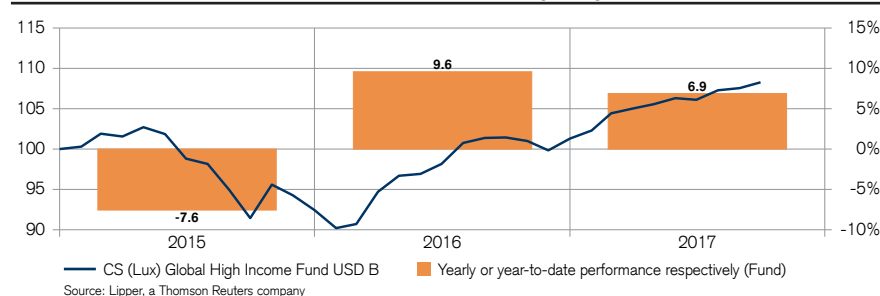
Modified duration in years	3.94
----------------------------	------

## Fund Statistics

	1 year	3 years
Annualized volatility in %	2.99	-
Information ratio	-	-
Tracking Error (Ex post)	-	-
Maximum draw down in % <sup>4)</sup>	-1.58	-

4) Maximum drawdown is the most negative cumulative return over a given time period.

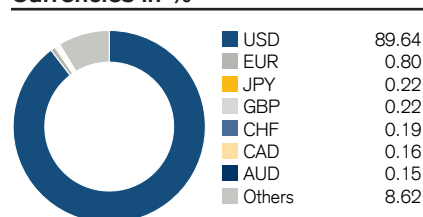
## Net performance in USD (rebased to 100) and yearly performance <sup>1)</sup>



## Net performance in USD <sup>1)</sup>

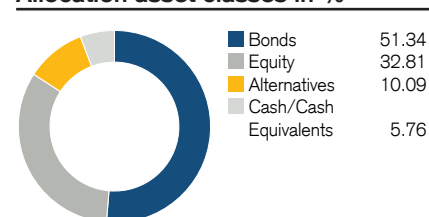
	1 month	3 months	YTD	1 year	3 years	5 years
Fund	0.67	2.04	6.88	6.73	-	-

## Currencies in % <sup>5)</sup>



5) After hedging on fund level

## Allocation asset classes in %



## Gross payout per asset class <sup>2)</sup>

	Ptf weight	Payout
<b>Liquidity</b>		
Cash	5.76	0.00
	<b>5.76</b>	<b>0.00</b>

	Ptf weight	Payout
<b>Bonds</b>		
High Yield Bonds	10.15	0.79
Municipal Bonds	0.00	0.00
Traditional Bonds	16.41	1.01
Convertibles	3.89	0.38
Covered Bonds	1.96	0.07
Emerging Market Bonds	18.93	1.16
	<b>51.34</b>	<b>3.41</b>

	Ptf weight	Payout
<b>Equities</b>		
Preferred	0.96	0.05
Higher Dividend Equities	31.85	1.78
	<b>32.81</b>	<b>1.83</b>

	Ptf weight	Payout
<b>Alternatives</b>		
MLPs	4.89	0.34
Global REITs	5.20	0.27
	<b>10.09</b>	<b>0.61</b>

## Gross payout <sup>2)</sup>

Total portfolio payout	5.85
------------------------	------

## Gross payout per region <sup>2)</sup>

	Ptf weight	Payout
Europe	29.52	1.62
North America	25.39	1.23
Asia	17.52	0.86
Latin America	10.74	0.67
Others	16.83	1.47

## Top 10 holdings in %

Position	as % of assets
Source Morningstar US Energy ETF	2.54
Pimco MLP & Infrastructure Fund	1.96
YieldShares High Income ETF	1.91
Pioneer European Equity Target Fund	1.67
Allianz Global Convertible Income Fund	1.62
Schroder Global Dividend Maximizer Fund	1.58
THEAM Quant Europe Equity Defensiv Fund	1.53
JPM Cert. S&P500 Call Buy Write Index	1.29
CS Cert. S&P500 Call Buy Write Index	1.27
BNP US Mortgage Bond Fund	1.25
<b>Total</b>	<b>16.62</b>

<sup>1)</sup> Historical performance indications and financial market scenarios are not reliable indicators of future performance. The performance data do not take into account the commissions and costs incurred on the issue and redemption of fund units.

<sup>2)</sup> Expected gross contribution based on current portfolio composition. Source: Credit Suisse AG  
 The disclaimer mentioned at the end of this document also applies to this page.

## Contact

**CREDIT SUISSE AG**  
Sucursal en España  
Calle Ayala 42  
28001 Madrid/Spain  
Tel +34 91 791 60 00 Fax +34 91 791 60 10

This document has been prepared by Credit Suisse AG and/or one of its affiliates (hereafter "CS") with the greatest of care and to the best of its knowledge and belief. However, CS provides no guarantee with regard to its content and completeness, and does not accept any liability for losses which might arise from making use of this information. The opinions expressed in this document are those of CS at the time of writing and are subject to change at any time without notice. Unless stated otherwise, all figures are unaudited. This document is provided for information purposes only and is for the exclusive use of the recipient. It does not constitute an offer or recommendation to buy or sell financial instruments or banking services and does not release the recipient from exercising his/her own judgment. In particular, the recipient is advised to check that the information provided is in line with his/her own circumstances with regard to any legal, regulatory, tax or other consequence, with the help of a professional advisor if necessary. This document may not be reproduced in part or in full without the written permission of CS. Neither this document nor any copy thereof may be sent, taken into or distributed in the United States or to any US person (within the meaning of Regulation S of the US Securities Act of 1993 in its current form). It is not intended for persons who, due to their nationality or place of residence, are not permitted access to such information under local law. Every investment involves risk, especially with regard to fluctuations in value and return. Investments in foreign currencies entail the additional risk that the foreign currency might lose value against the investor's reference currency. Neither historical nor future performance indications and financial market scenarios are guarantee for current or future performance. Performance indicators do not take account of commissions levied at subscription and/or redemption. Furthermore, no guarantee can be given that the benchmark performance will be reached or exceeded. In connection with the transactions in the products or services mentioned herein, Credit Suisse AG may pay to or receive from third parties one-time or recurring remunerations as part of its compensation. You may request further information from your financial advisor. Potential conflicts of interest cannot be excluded. This document qualifies as marketing material that has been published for advertising purposes. It should not be read as an independent financial or investment analysis. It does not constitute financial advising or any other regulated financial service. The investment funds' mentioned in this publication have been established under Luxembourg law as undertakings for collective investment in transferable securities (UCITS) and are subject to EU Directive 2009/65/EC, as amended. Subscriptions will only be valid on the basis of the current sales prospectus, simplified prospectus or key investor information document (if any) and the most recent annual report (or semi-annual report, if the latter is more recent), the latest financial report published and the fund's annual trading report in Spain registered with the National Securities Market Commission. These, along with the rest of the fund's instruments of incorporation, may be obtained free of charge from Credit Suisse AG, Spain, at its registered office at Calle Ayala 42, 28001 Madrid, Spain. Investors should carefully read and analyze the content of the aforementioned documents and should seek professional advising if necessary prior to making any investment in this product. This material is distributed in Spain by Credit Suisse AG, Spain, an entity registered with the National Securities Market Commission as a fund distributor.

Copyright © 2017 Credit Suisse Group AG and/or its affiliates. All rights reserved.