

PIMCO VIT Global Bond Opportunities Portfolio (Unhedged)

Available in Platinum Choice VUL 2

Benchmark
Bloomberg Global Aggregate TR USD

Morningstar Category
World Bond

Overall Morningstar Rating™
★★★★
Out of 411 World Bond subaccounts. A subaccount's overall Morningstar Rating, based on its risk-adjusted return, is a weighted average of its applicable 3-, 5-, and 10-year Ratings. See disclosure for details.

Morningstar Return
Above Average

Morningstar Risk
Average

Variable Investment Option Information

Investment Objective & Strategy from investment's prospectus
The investment seeks maximum total return, consistent with preservation of capital and prudent investment management.

The fund seeks to achieve its investment objective by investing under normal circumstances at least 80% of its assets in Fixed Income Instruments that are economically tied to at least three countries (one of which may be the United States), which may be represented by forwards or derivatives such as options, futures contracts or swap agreements. "Fixed Income Instruments" include bonds, debt securities and other similar instruments issued by various U.S. and non-U.S. public- or private-sector entities.

Fund Fees and Expenses as of 04-30-21

12b-1 Fee	0.15%
Total Annual Fund Operating Expense Ratio	0.93%
Fund Net Expense Ratio	0.93%

Waiver Data	Type	Exp. Date	%
—	—	—	—

Portfolio Manager(s)

Andrew Balls. Since 2014.
Lorenzo Pagani. Since 2014.
Sachin Gupta. Since 2014.

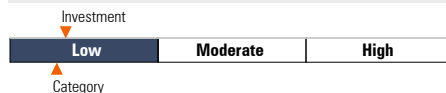
Operations and Management

Product Inception Date	12-15-14
Oldest Share Fund Inc Date	01-10-02
Advisor	Pacific Investment Management Company, LLC
Subadvisor(s)	—

Risk Evaluation

3-Yr Risk Measures as of 12-31-21	Port Avg	Bmark	Cat Avg
Standard Deviation	5.70	4.45	5.33
Sharpe Ratio	0.50	0.63	0.32
Information Ratio	0.00	—	-0.31
R-Squared	60.16	—	51.08
Beta	1.01	—	0.86
Alpha	0.04	—	-0.70

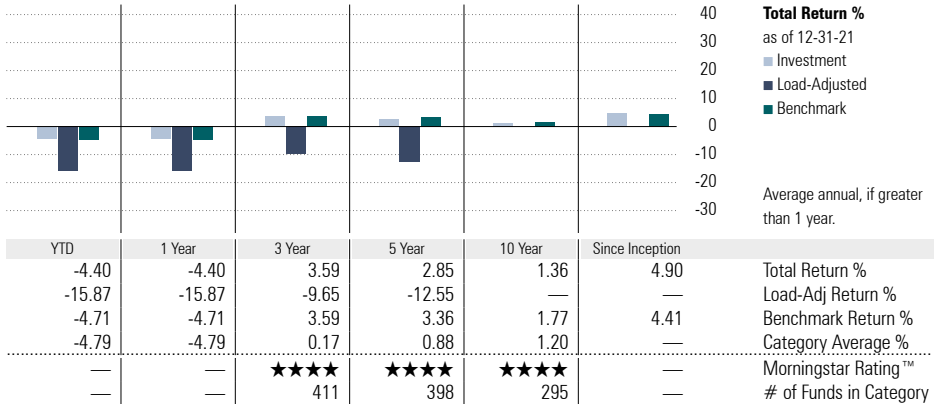
Volatility Analysis



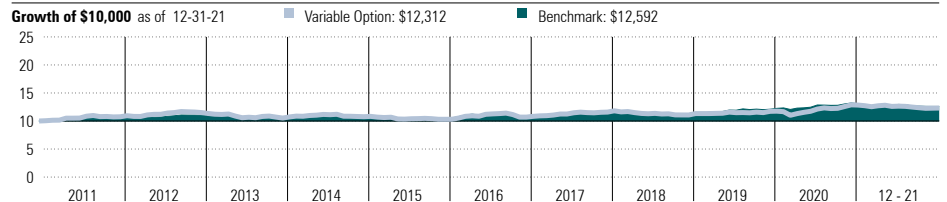
In the past, this investment has shown a relatively small range of price fluctuations relative to other investments. Based on this measure, currently more than two-thirds of all investments have shown higher levels of risk. Consequently, this investment may appeal to investors looking for a conservative investment strategy.

Best 3 Month Return	Worst 3 Month Return
11.75%	-12.22%
(Jul '09 - Sep '09)	(Aug '08 - Oct '08)

Average Annual Return %



The performance data quoted represents past performance and does not guarantee future results. The investment return and principal value of an investment will fluctuate; thus an investor's units, when redeemed, may be worth more or less than their original cost. You cannot invest directly in a benchmark; benchmarks are unmanaged. Current performance may be lower or higher than return data quoted herein. For more current information including month-end performance, please contact your financial professional or visit www.aig.com/vul. A monthly mortality and expense risk charge is deducted from the policy's value, and is subject to a maximum as disclosed in your policy prospectus. Early withdrawals may incur a surrender charge. Platinum Choice VUL 2 surrender charges decline over the first 19 policy years. Please refer to the performance section of the disclosure page for more information.



Portfolio Analysis

Composition as of 09-30-21	% Net
U.S. Stocks	0.0
Non-U.S. Stocks	0.1
Bonds	80.2
Cash	19.1
Other	0.6
Total	100.0

Top 10 Holdings as of 09-30-21	% Assets
Euro OAT Future Dec 21 12-09-21	17.07
5 Year Treasury Note Future Dec 01-01-22	14.24
Federal National Mortgage Asso 4% 11-10-51	12.97
Euro Bund Future Dec 21 12-09-21	11.97
Long-Term Euro BTP Future Dec 21 12-09-21	8.32
Long Gilt Future Dec21 12-30-21	6.64
Ultra 10 Year US Treasury Note F 12-22-21	6.35
Federal National Mortgage Asso 2% 12-13-51	5.86
China (People's Republic Of 3.28% 12-03-27	3.33
Euro Schatz Future Dec 21 12-09-21	2.98

Total Number of Stock Holdings	1
Total Number of Bond Holdings	586
Annual Turnover Ratio %	634
Total Fund Assets (\$mil)	135.95

Morningstar Fixed Income Style Box™ as of 09-30-21

Not Available	Avg Eff Duration	2.24
	Avg Eff Maturity	2.41

Morningstar F-I Sectors as of 09-30-21	% Fund	% Category
Government	61.87	44.52
Corporate	4.35	10.20
Securitized	10.44	8.40
Municipal	0.00	0.33
Cash/Cash Equivalents	7.97	6.79
Other	15.36	29.76

Credit Analysis: % Bonds
Not Available

This page must be accompanied by all disclosures.

Disclosure

Morningstar Category

World bond portfolios typically invest 40% or more of their assets in fixed-income instruments issued outside of the U.S. These portfolios invest primarily in investment-grade rated issues, but their strategies can vary. Some follow a conservative approach, sticking with high-quality bonds from developed markets. Others are more adventurous, owning some lower-quality bonds from developed or emerging markets. Some portfolios invest exclusively outside the U.S., while others invest in both U.S. and non-U.S. bonds. Many consistently maintain significant allocations to non-U.S. dollar currencies, while others have the flexibility to make sizeable adjustments between their U.S. dollar and non-U.S. currency exposures.

Benchmark: Bloomberg Global Aggregate TR USD

The index measures the performance of global investment grade fixed-rate debt markets, including the U.S. Aggregate, the Pan-European Aggregate, the Asian-Pacific Aggregate, Global Treasury, Eurodollar, Euro-Yen, Canadian, and Investment Grade 144A index-eligible securities.

Indices are unmanaged, have no identifiable objectives and cannot be purchased. Performance of indices does not reflect the deduction of any fees and charges. Past performance does not guarantee future results.

Average Annual Return %

Total Return reflects performance without adjusting for sales charges or the effects of taxation, but is adjusted to reflect all actual ongoing fund expenses and assumes reinvestment of dividends and capital gains. If adjusted, sales charges would reduce the performance quoted.

Load-Adjusted Total Return is total return adjusted for maximum sales charges. The sales charge includes the maximum surrender charge for the representative insured described in the policy prospectus.

The fund's performance is compared with that of an index. The index is an unmanaged portfolio of specified securities, has no identifiable objectives, cannot be purchased, and does not reflect any initial or ongoing expenses. A fund's portfolio may differ significantly from the securities in the index.

Best and Worst 3 Month Performance

Morningstar calculates best and worst 3-month period (in percentage) in-house on a monthly basis.

Best 3-month Period: The highest total return the fund has posted in a consecutive three-month period over the trailing 15 years, or if a fund does not have 15 years of history, it will go back as far as the inception date.

Worst 3-month Period: The lowest total return the fund has posted in a consecutive three-month period over the trailing 15 years, or if a fund does not have 15 years of history, it will go back as far as the inception date.

Growth of \$10,000 Graph

The Growth of \$10,000 graph shows a fund's performance based on how \$10,000 invested in the fund would have performed over time. The returns used in the graph are not

load-adjusted. The growth of \$10,000 begins at the date of the fund's inception, or the first year listed on the graph, whichever is appropriate. Located alongside the fund's graph line is a line that represents the growth of \$10,000 in an index. The inclusion of the index allows investors to compare the performance of the fund with the performance of a benchmark index.

Fund Fees and Expenses

This is the percentage of fund assets paid for operating expenses and management fees. The expense ratio typically includes the following types of fees: accounting, administrator, advisor, auditor, board of directors, custodial, distribution (payment of 12b-1), legal, organizational, professional, registration, shareholder reporting, sub-advisor, and transfer agency. The expense ratio does not reflect the fund's brokerage costs or any investor sales charges. In contrast to the net expense ratio, the Annual Fund Operating Expense Ratio does not reflect any fee waivers in effect during the time period. Also known as the Gross Expense Ratio, Morningstar pulls the Gross Expense Ratio from the fund's most recent prospectus. Prospectus expense ratios reflect material changes to the expense structure for the current period.

Waiver Data

Pursuant to an expense limitation agreement, the fund's management will waive fees or reimburse expenses as shown in the Waiver Data section. The expense waivers or reimbursements are contractual or voluntary, listed in the Type column. If contractual, the waiver will continue to the date listed in the Exp. Date column. The expense limitations are subject to change by the Boards of Trustees/Directors of the funds.

Sales Fees

Also known as loads, sales fees list the maximum level of initial (front-end) and deferred (back-end) sales charges imposed by a variable option. Because fees change frequently and are sometimes waived, it is wise to examine the variable option's prospectus carefully for specific information before investing.

Morningstar Rating™

The Morningstar Rating™ for funds, or "star rating", is calculated for managed products (including mutual funds, variable annuity and variable life subaccounts, exchange-traded funds, closed-end funds, and separate accounts) with at least a three-year history. Exchange-traded funds and open-ended mutual funds are considered a single population for comparative purposes. It is calculated based on a Morningstar Risk-Adjusted Return measure that accounts for variation in a managed product's monthly excess performance, placing more emphasis on downward variations and rewarding consistent performance. The Morningstar Rating does not include any adjustment for sales loads. The top 10% of products in each product category receive 5 stars, the next 22.5% receive 4 stars, the next 35% receive 3 stars, the next 22.5% receive 2 stars, and the bottom 10% receive 1 star. The Overall Morningstar Rating for a managed product is derived from a weighted average of the performance figures associated with its three-, five-, and 10-year (if applicable) Morningstar Rating metrics. The weights are:

100% three-year rating for 36-59 months of total returns, 60% five-year rating/40% three-year rating for 60-119 months of total returns, and 50% 10-year rating/30% five-year rating/20% three-year rating for 120 or more months of total returns. While the 10-year overall star rating formula seems to give the most weight to the 10-year period, the most recent three-year period actually has the greatest impact because it is included in all three rating periods.

Morningstar Return

The Morningstar Return rates a fund's performance relative to other managed products in its Morningstar Category. It is an assessment of a product's excess return over a risk-free rate (the return of the 90-day Treasury Bill) in comparison with the products in its Morningstar category. In each Morningstar category, the top 10% of products earn a High Morningstar Return (High), the next 22.5% Above Average (+ Avg), the middle 35% Average (Avg), the next 22.5% Below Average (- Avg), and the bottom 10% Low (Low). Morningstar Return is measured for up to three time periods (three, five, and 10 years). These separate measures are then weighted and averaged to produce an overall measure for the product. Products with less than three years of performance history are not rated.

Morningstar Risk

Morningstar Risk evaluates a fund's downside volatility relative to that of other products in its Morningstar Category. It is an assessment of the variations in monthly returns, with an emphasis on downside variations, in comparison with the products in its Morningstar category. In each Morningstar category, the 10% of products with the lowest measured risk are described as Low Risk (Low), the next 22.5% Below Average (-Avg), the middle 35% Average (Avg), the next 22.5% Above Average (+ Avg), and the top 10% High (High). Morningstar Risk is measured for up to three time periods (three, five, and 10 years). These separate measures are then weighted and averaged to produce an overall measure for the product. Products with less than three years of performance history are not rated.

Risk Measures

R-squared reflects the percentage of a fund's movements that are explained by movements in its benchmark index, showing the degree of correlation between the fund and the benchmark.

Beta is a measure of a fund's sensitivity to market movements. A portfolio with a beta greater than 1 is more volatile than the market, and a portfolio with a beta less than 1 is less volatile than the market.

Alpha measures the difference between a fund's actual returns and its expected performance, given its level of risk (as measured by beta).

Sharpe ratio uses standard deviation and excess return to determine reward per unit of risk.

Standard deviation is a statistical measure of the volatility of the fund's returns.

Information ratio is a risk-adjusted performance measure. The

Disclosure

information ratio is a special version of the Sharpe Ratio in that the benchmark doesn't have to be the risk-free rate. The Israelson method is an adjustment of the Information Ratio to take into account the inconsistency of the IR when excess returns are negative.

Morningstar Style Box™

The Morningstar Style Box™ reveals a fund's investment style as of the date noted on this report.

For equity funds the vertical axis shows the market capitalization of the long stocks owned and the horizontal axis shows investment style (value, blend, or growth).

For fixed-income funds, the vertical axis shows the credit quality of the long bonds owned and the horizontal axis shows interest rate sensitivity as measured by a bond's effective duration. Morningstar seeks credit rating information from fund companies on a periodic basis (e.g., quarterly). In compiling credit rating information Morningstar accepts credit ratings reported by fund companies that have been issued by all Nationally Recognized Statistical Rating Organizations (NRSROs). For a list of all NRSROs, please visit <http://www.sec.gov/divisions/marketreg/ratingagency.htm>.

Additionally, Morningstar accepts foreign credit ratings from widely recognized or registered rating agencies. If two rating organizations/agencies have rated a security, fund companies are to report the lower rating; if three or more organizations/agencies have rated a security, fund companies are to report the median rating, and in cases where there are more than two organization/agency ratings and a median rating does not exist, fund companies are to use the lower of the two middle ratings. PLEASE NOTE: Morningstar, Inc. is not itself an NRSRO nor does it issue a credit rating on the fund. An NRSRO or rating agency ratings can change from time-to-time.

For credit quality, Morningstar combines the credit rating information provided by the fund companies with an average default rate calculation to come up with a weighted-average credit quality. The weighted-average credit quality is currently a letter that roughly corresponds to the scale used by a leading NRSRO. Bond funds are assigned a style box placement of "low", "medium", or "high" based on their average credit quality. Funds with a low credit quality are those whose weighted-average credit quality is determined to be less than "BBB-"; medium are those less than "AA-", but greater or equal to "BBB-"; and high are those with a weighted-average credit quality of "AA-" or higher. When classifying a bond portfolio, Morningstar first maps the NRSRO credit ratings of the underlying holdings to their respective default rates (as determined by Morningstar's analysis of actual historical default rates). Morningstar then averages these default rates to determine the average default rate for the entire bond fund. Finally, Morningstar maps this average default rate to its corresponding credit rating along a convex curve.

For interest-rate sensitivity, Morningstar obtains from fund companies the average effective duration. Generally, Morningstar classifies a fixed-income fund's interest-rate

sensitivity based on the effective duration of the Morningstar Core Bond Index (MCBI), which is currently three years. The classification of Limited will be assigned to those funds whose average effective duration is between 25% to 75% of MCBI's average effective duration; funds whose average effective duration is between 75% to 125% of the MCBI will be classified as Moderate; and those that are at 125% or greater of the average effective duration of the MCBI will be classified as Extensive.

For municipal bond funds, Morningstar also obtains from fund companies the average effective duration. In these cases static breakpoints are utilized. These breakpoints are as follows: (i) Limited: 4.5 years or less; (ii) Moderate: more than 4.5 years but less than 7 years; and (iii) Extensive: more than 7 years. In addition, for non-US taxable and non-US domiciled fixed income funds static duration breakpoints are used: (i) Limited: less than or equal to 3.5 years; (ii) Moderate: greater than 3.5 and less than equal to 6 years; (iii) Extensive: greater than 6 years.

Additional Information

Investors should carefully consider the investment objectives, risks, fees, charges and expenses before investing. This and other important information is contained in the Policy and underlying fund prospectus, which can be obtained from your financial professional or at www.aig.com/vul. Read the prospectuses carefully before investing.

Variable policies issued by American General Life Insurance Company (AGL) and distributed by its affiliate, AIG Capital Services, Inc., member FINRA. Policy forms ICC14-14904, 14904. Issuing company AGL is responsible for financial obligations of insurance products and is a member of American International Group, Inc. (AIG). Guarantees are backed by the claims-paying ability of AGL. AGL is not licensed to do business in New York. Products may not be available in all states and product features may vary by state.

American International Group, Inc. (AIG) is a leading international insurance organization serving customers in more than 100 countries and jurisdictions. AIG companies serve commercial, institutional, and individual customers through one of the most extensive worldwide property-casualty networks of any insurer. In addition, AIG companies are leading providers of life insurance and retirement services in the United States. All products and services are written or provided by subsidiaries or affiliates of AIG. Non-insurance products and services may be provided by independent third parties. AIG common stock is listed on the New York Stock Exchange and the Tokyo Stock Exchange.

An investment in a variable universal life insurance policy is subject to investment risks, including possible loss of principal invested.

The policy, if surrendered, may be worth more or less than the total amount of premiums paid. Products and features may not be available in all states or may vary by state. Fees and expenses are only one of several factors that policy owners should consider when making investment decisions.

Principal Risks:

Short Sale

Selling securities short may be subject to the risk that an advisor does not correctly predict the movement of the security, resulting in a loss if a security must be purchased on the market above its initial borrowing price to return to the lender, in addition to interest paid to the lender for borrowing the security.

Credit and Counterparty

The issuer or guarantor of a fixed-income security, counterparty to an over-the-counter derivatives contract, or other borrower may not be able to make timely principal, interest, or settlement payments on an obligation. In this event, the issuer of a fixed-income security may have its credit Rating downgraded or defaulted, which may reduce the potential for income and value of the portfolio.

Prepayment (Call)

The issuer of a debt security may be able to repay principal prior to the security's maturity because of an improvement in its credit quality or falling interest rates. In this event, this principal may have to be reinvested in securities with lower interest rates than the original securities, reducing the potential for income.

Currency

Investments in securities traded in foreign currencies or more directly in foreign currencies are subject to the risk that the foreign currency will decline in value relative to the U.S. dollar, which may reduce the value of the portfolio. Investments in currency hedging positions are subject to the risk that the value of the U.S. dollar will decline relative to the currency being hedged, which may result in a loss of money on the investment as well as the position designed to act as a hedge. Cross-currency hedging strategies and active currency positions may increase currency risk because actual currency exposure may be substantially different from that suggested by the portfolio's holdings.

Emerging Markets

Investments in emerging- and frontier-markets securities may be subject to greater market, credit, currency, liquidity, legal, political, and other risks compared with assets invested in developed foreign countries.

Foreign Securities

Investments in foreign securities may be subject to increased volatility as the value of these securities can change more rapidly and extremely than can the value of U.S. securities. Foreign securities are subject to increased issuer risk because foreign issuers may not experience the same degree of regulation as U.S. issuers do and are held to different reporting, accounting, and auditing standards. In addition, foreign securities are subject to increased costs because there are generally higher commission rates on transactions, transfer taxes, higher custodial costs, and the potential for foreign tax charges on dividend and interest payments. Many foreign markets are relatively small, and securities issued in less-developed countries face the risks of nationalization, expropriation or confiscatory taxation, and adverse changes in investment or exchange control regulations, including

Disclosure

suspension of the ability to transfer currency from a country. Economic, political, social, or diplomatic developments can also negatively impact performance.

Loss of Money

Because the investment's market value may fluctuate up and down, an investor may lose money, including part of the principal, when he or she buys or sells the investment.

Not FDIC Insured

The investment is not a deposit or obligation of, or guaranteed or endorsed by, any bank and is not insured by the Federal Deposit Insurance Corporation, the Federal Reserve Board, or any other U.S. governmental agency.

Issuer

A stake in any individual security is subject to the risk that the issuer of that security performs poorly, resulting in a decline in the security's value. Issuer-related declines may be caused by poor management decisions, competitive pressures, technological breakthroughs, reliance on suppliers, labor problems or shortages, corporate restructurings, fraudulent disclosures, or other factors. Additionally, certain issuers may be more sensitive to adverse issuer, political, regulatory, market, or economic developments.

Interest Rate

Most securities are subject to the risk that changes in interest rates will reduce their market value.

Market/Market Volatility

The market value of the portfolio's securities may fall rapidly or unpredictably because of changing economic, political, or market conditions, which may reduce the value of the portfolio.

Equity Securities

The value of equity securities, which include common, preferred, and convertible preferred stocks, will fluctuate based on changes in their issuers' financial conditions, as well as overall market and economic conditions, and can decline in the event of deteriorating issuer, market, or economic conditions.

High-Yield Securities

Investments in below-investment-grade debt securities and unrated securities of similar credit quality, commonly known as "junk bonds" or "high-yield securities," may be subject to increased interest, credit, and liquidity risks.

Mortgage-Backed and Asset-Backed Securities

Investments in mortgage-backed ("MBS") and asset-backed securities ("ABS") may be subject to increased price volatility because of changes in interest rates, issuer information availability, credit quality of the underlying assets, market perception of the issuer, availability of credit enhancement, and prepayment of principal. The value of ABS and MBS may be adversely affected if the underlying borrower fails to pay the loan included in the security.

Other

The investment's performance may be impacted by its concentration in a certain type of security, adherence to a

particular investing strategy, or a unique aspect of its structure and costs.

Restricted/Illiquid Securities

Restricted and illiquid securities may fall in price because of an inability to sell the securities when desired. Investing in restricted securities may subject the portfolio to higher costs and liquidity risk.

Derivatives

Investments in derivatives may be subject to the risk that the advisor does not correctly predict the movement of the underlying security, interest rate, market index, or other financial asset, or that the value of the derivative does not correlate perfectly with either the overall market or the underlying asset from which the derivative's value is derived. Because derivatives usually involve a small investment relative to the magnitude of liquidity and other risks assumed, the resulting gain or loss from the transaction will be disproportionately magnified. These investments may result in a loss if the counterparty to the transaction does not perform as promised.

Leverage

Leverage transactions may increase volatility and result in a significant loss of value if a transaction fails. Because leverage usually involves investment exposure that exceeds the initial investment, the resulting gain or loss from a relatively small change in an underlying indicator will be disproportionately magnified.

Sovereign Debt

Investments in debt securities issued or guaranteed by governments or governmental entities are subject to the risk that an entity may delay or refuse to pay interest or principal on its sovereign debt because of cash flow problems, insufficient foreign reserves, or political or other considerations. In this event, there may be no legal process for collecting sovereign debts that a governmental entity has not repaid.

Management

Performance is subject to the risk that the advisor's asset allocation and investment strategies do not perform as expected, which may cause the portfolio to underperform its benchmark, other investments with similar objectives, or the market in general. The investment is subject to the risk of loss of income and capital invested, and the advisor does not guarantee its value, performance, or any particular rate of return.