

FUND FACT SHEET

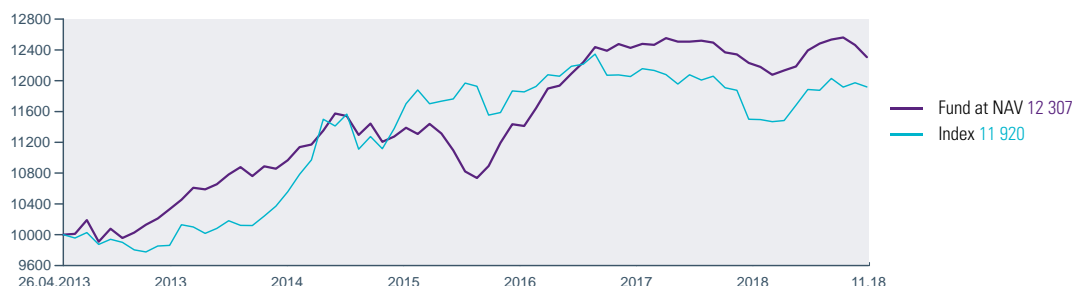
Loomis Sayles Multisector Income Fund

November 2018

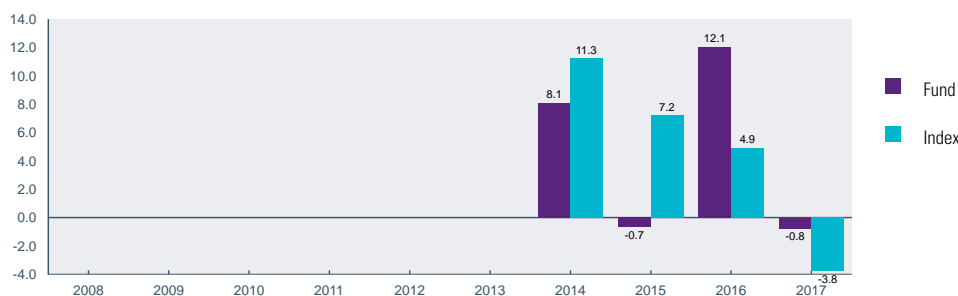
FUND HIGHLIGHTS

- Flexible, go-anywhere multi-sector portfolio.
- Global investment universe including U.S. investment grade corporates, non-U.S. debt, emerging market debt, high yield, convertibles and equities.
- Combines bottom-up security selection with top-down strategic macroeconomic views.
- Security selection expected to be the primary source of alpha

GROWTH OF 10,000 (SGD)



CALENDAR YEAR RETURNS %



TOTAL RETURNS (MONTH END)	Fund at NAV %	Fund with Max. Sales Charges %	Index %	RISK MEASURES	3 Years	5 Years	10 Years
1 Month	-1.27	-4.23	-0.45	Alpha	2.76	2.70	-
Year to Date	-0.29	-3.28	0.37	Beta	0.26	0.29	-
1 Year	-0.49	-3.48	0.09	R-Squared	0.07	0.14	-
3 Years Annualised	2.84	1.80	0.52	Sharpe Ratio	0.14	0.37	-
5 Years Annualised	3.80	3.18	3.88	Fund Standard Deviation	4.07	4.03	-
10 Years Annualised	-	-	-	Index Standard Deviation	4.24	5.21	-
Since inception (annualised if >1y)	3.78	3.21	3.19	Information Ratio	0.46	-0.01	-
				Tracking Error	5.02	5.24	-

PERFORMANCE DATA SHOWN REPRESENTS PAST PERFORMANCE AND IS NOT A GUARANTEE OF FUTURE RESULTS. Performance details provided are in the share class currency, based on NAV-NAV, net of fund expenses including taxation and paying agent charges and assumes reinvestment of distributions. Average annual compounded return for periods greater than 1 year. Performances of different share classes will vary. Performance for other share classes will be more or less depending on differences in fees and sales charges. For periods when certain share classes were unsubscribed or not yet created (the "inactive share classes"), performance is imputed using the actual performance of the fund's active share class which has been determined by the management company as having the closest characteristics to such inactive share class and adjusting it based on the difference in TERs and, where applicable, converting the net asset value of the active share class into the currency of quotation of the inactive share class. The quoted performance for such inactive share class is the result of an indicative calculation. Source: Natixis IM

SHARE CLASS: R/D (SGD)

ABOUT THE FUND

Investment Objective

Achieve high returns through capital growth and income.

Reference Index

Bloomberg Barclays U.S. Government/Credit TR SGD

Overall Morningstar Rating TM

★★★ | 30 Nov 2018

Morningstar Category TM

USD Flexible Bond

FUND CHARACTERISTICS

Legal Structure	Sub-fund of ICVC
Share Class Inception	26/04/2013
Investment Manager	Natixis IM S.A.
Valuation Frequency	Each business day in Ireland and for the NYSE
Custodian	Brown Brothers Harriman Trustee Svcs Ltd
Currency	SGD
Cutoff Time	16:00 GMT D
Fund Size	USDm 999.51
Max. Sales Charge	3.00%

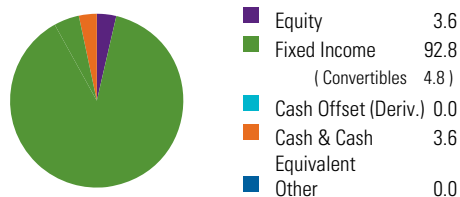
AVAILABLE SHARE CLASSES

Share Class	ISIN	Bloomberg
H-R/A (SGD)	IE00B92R0G77	LMIHRAS ID
H-R/D (SGD)	IE00BJGZ9L57	LMIHRSG ID
R/A (SGD)	IE00B64JX387	LSMIRAS ID
R/A (USD)	IE00B6150V66	LYMSIRA ID
R/D (SGD)	IE00B7LZ0Y65	LSMRDSG ID
R/D (USD)	IE00B00P2J79	CDCBONR ID
R/DM (USD)	IE00B3F05Z53	LYMSIRI ID

Loomis Sayles Multisector Income Fund

Portfolio as of 30/11/2018

ASSET ALLOCATION



TOP 10 HOLDINGS

	Fund %
US TREAS NTS 1.25% 03/31/19	7.5
US TREASURY NOTES 2.375 202004	5.5
US TREAS NTS 1.25% 06/30/19	5.0
US T BILL ZCP 04/25/19	5.0
NEW ZEALAND G 5% 03/15/19/NZD/	3.6
MEX BONOS DESARR FIX RT BONDS	3.1
NATIONAL AUSTRALIA BANK LTD 5.	2.3
CANADIAN G 1.75% 09/01/19/CAD/	2.0
BRISTOL-MYERS SQUIBB CO	1.9
US TREASURY N/B 08/48 3	1.6

Total Bond Holdings	260
Asset in Top 10 Holdings %	37.4

SECTOR ALLOCATION

	Fund %	Index %
Treasury	41.3	55.5
Treasury	41.3	55.5
Government Related	2.1	8.9
Agency	0.9	4.1
Sovereign	0.8	1.3
Local Authority	0.4	1.3
Supranational	-	2.2
Corporate	53.9	35.6
Industrial	41.1	21.4
Financial Institutions	11.8	11.6
Utility	1.0	2.5
Securitized	2.8	-
Covered	2.4	-
ABS	0.3	-
CMBS	-	-

CHARACTERISTICS

	Fund	Index
Effective Duration	3.5	6.4
Average Maturity (Y)	5.9	8.7
Modified Duration (Y)	3.5	6.3
Average Coupon	4.4	3.1
Yield to Maturity	4.9	3.5

CREDIT QUALITY

	Fund %	Index %
Aaa	40.3	61.4
Aa	1.8	7.4
A	10.8	17.5
Baa	15.6	13.7
Ba	17.9	-
B	11.3	-
Caa & Lower	1.8	-
Not Rated	0.5	-

Credit Quality reflects the highest credit rating assigned to individual holdings of the fund among Moody's, S&P or Fitch; ratings are subject to change.

MATURITY RANGE (YRS)

	Fund %	Index %
< 1Y	33.3	0.0
1Y - 3Y	13.3	30.0
3Y - 5Y	8.4	21.3
5Y - 7Y	16.2	13.8
7Y - 10Y	11.1	12.6
10Y - 15Y	6.5	1.8
15Y - 20Y	5.7	3.3
20Y - 30Y	5.0	16.3
> 30Y	0.4	0.9

CURRENCY ALLOCATION

	Fund %	Index %
USD	82.5	100.0
MXN	4.7	0.0
NZD	4.3	0.0
AUD	3.2	0.0
CAD	2.5	0.0
NOK	1.4	0.0
BRL	0.7	0.0
EUR	0.6	0.0
GBP	0.0	0.0
Others	-	-

COUNTRY ALLOCATION

	Fund %	Index %
United States	74.9	88.2
Mexico	5.1	0.8
Canada	5.0	1.6
New Zealand	4.8	-
Australia	2.6	0.4
Italy	1.7	-
Norway	1.6	0.1
Brazil	1.1	0.1
Bermuda	0.6	-
Greece	0.5	-
Others	2.1	8.8

SHARE CLASS: R/D (SGD)

FEES & CODES

TER / Ongoing Charges	1.50%
Max. Sales Charge	3.00%
Redemption Charge	-
Minimum Investment	1,000 SGD
NAV/Share (30 Nov 18)	9.32 SGD
Dividend/Share (01 Oct 18)	0.077 SGD
Dividend Frequency	Quarterly

For further information on potential charges related to excessive trading and market timing, please refer to the prospectus.

MANAGEMENT

Investment Manager Natixis IM S.A.

Delegate Investment Manager

Loomis, Sayles & Company has served the needs of institutional and individual investors for more than 80 years. As an actively managed, multi-style investment manager, the firm offers both traditional and highly specialized asset classes. Employing an opportunistic approach, balanced with disciplined, bottom-up research and quantitative risk analysis, the investment teams strive to produce above-average returns across asset classes and categories.

Headquarters Boston
Founded 1926
Assets Under Management U.S.\$ 250.2/€ 215.4 (Billion) (30/09/2018)

Portfolio Managers

Dan Fuss, CFA, CIC: began investment career in 1958; joined Loomis Sayles in 1976; has managed the Fund since inception; MBA, Marquette University.

Elaine M. Stokes, began investment career in 1987; joined Loomis Sayles in 1988; has managed the Fund since 1 February 2007; BSc, St. Michael's College.

Matthew J. Eagan, CFA: began investment career in 1990; joined Loomis Sayles in 1997; has managed the Fund since 1 February 2007; BA, Northeastern University; MBA, Boston University.

Brian Kennedy, began investment career in 1990; joined Loomis Sayles in 1994; has managed the Fund since 30 June 2016; BS, Providence College; MBA, Babson College.

Bloomberg Barclays U.S. Government/Credit Bond Index is composed of fixed rate, investment grade, USD-pay debt, including government and credit (e.g., corporate) securities. The composition of the index is different from the composition of the investment portfolio of the Fund. This Index is shown for comparative purposes only. Index Source: Bloomberg Barclays.

Growth of 10,000. The graph compares the growth of 10,000 in a fund with that of an index. The total returns are not adjusted to reflect sales charges or the effects of taxation, but are adjusted to reflect actual ongoing fund expenses, and assume reinvestment of dividends and capital gains. If adjusted, sales charges would reduce the performance quoted. The index is an unmanaged portfolio of specified securities and cannot be invested in directly. The index does not reflect any initial or ongoing expenses. A fund's portfolio may differ significantly from the securities in the index. The index is chosen by the fund manager.

The Morningstar Rating is calculated for funds with at least a three-year history. It is calculated based on a Morningstar Risk-Adjusted Return measure that accounts for variation in a fund's monthly performance, placing more emphasis on downward variations and rewarding consistent performance. The top 10% of funds in each category receive 5 stars, the next 22.5% receive 4 stars, the next 35% receive 3 stars, the next 22.5% receive 2 stars and the bottom 10% receive 1 star. The Overall Morningstar Rating for a mutual fund is derived from a weighted average of the performance figures associated with its three-, five- and 10-year (if applicable) Morningstar Rating metrics. Copyright - Morningstar, Inc. All rights reserved. Morningstar Rating as of date indicated above, in the respective Morningstar™ Category relevant to the fund. The information contained herein is proprietary to Morningstar and may not be copied or distributed. It is not warranted to be accurate, complete or timely. Neither Morningstar nor its content providers are responsible for any damages or losses arising from any use of this information.

The Fund has been recognized under the Securities and Futures Act, Chapter 289 of Singapore, and Ostrum Asset Management Asia Limited is appointed as its Singapore Representative and agent for service of process.

This document is published for information and general circulation only and it does not constitute an offer to anyone or a solicitation by anyone to subscribe for shares of the Fund as it does not have any regard to the specific investment objectives, financial situation and the particular needs of any specific person who may receive this document. Nothing in the document should be construed as advice or a recommendation to buy or sell shares.

Past performance of the Fund or managers, and any economic and market trends or forecast, are not necessarily indicative of the future or likely performance of the Fund or the manager. The value of investments and the income accruing, if any, may go up or down and investors may lose the full amount invested. Investors investing in funds denominated in non-local currency should be aware of the risk of exchange fluctuations that may cause a loss of principal. Investments in the Fund involve risk, which are fully described in the prospectus. The Fund may use derivatives for hedging and/or investment purposes. The net asset value of the Fund may be subject to volatility as a result of its investment policy and/or use of financial derivative instruments. Investors should consider the Fund's investment objective, risks, charges, expenses and read the prospectus and Product Highlights Sheet carefully and discuss with their financial adviser to determine if the investment is appropriate for them before investing. However if an investor chooses not to seek advice from a financial adviser, he/she should consider whether the product is suitable for him/her. The Prospectus is available for collection from the Singapore Representative or Natixis Investment Managers Singapore, located at 5 Shenton Way, #22-05 UIC Building, Singapore 068808 or any appointed Singapore distributor.

This document is provided by Natixis Investment Managers Singapore (name registration no. 53102724D), a division of Ostrum Asset Management Asia Limited (company registration no. 199801044D). Ostrum Asset Management Asia Limited holds a capital markets services licence issued by the Monetary Authority of Singapore ("MAS") to conduct fund management in Singapore. This advertisement has not been reviewed by the Monetary Authority of Singapore.