

## MAY 2016 FACTSHEET

Unless otherwise stated, Performance, Portfolio Breakdowns and Net Asset information as at: 31-May-2016. All other data as at 11-Jun-2016.

For Investors in the UK. Investors should read the Key Investor Information Document and Prospectus prior to investing.

## FUND OVERVIEW

The Fund aims to achieve a return on your investment, through a combination of capital growth and income on the Fund's assets, which reflects the return of the MSCI Emerging Markets Index, the Fund's benchmark index. The Fund invests as far as possible and practicable in equity securities that make up the Fund's benchmark index.

## GROWTH OF HYPOTHETICAL 10,000



Share Class and Benchmark performance displayed in EUR. Source: BlackRock. Performance is shown on a Net Asset Value (NAV) basis, with gross income reinvested. Past performance is not a guide to future performance.

## CUMULATIVE &amp; ANNUALISED PERFORMANCE

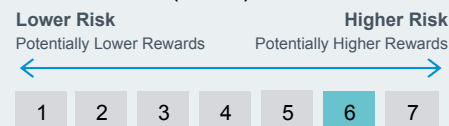
	Cumulative (%)				Annualised (% p.a.)			
	1m	3m	6m	YTD	1 Year	3 Years	5 Years	Since Inception
Share Class	-2.37%	7.34%	-5.18%	0.72%	-18.60%	0.12%	N/A	0.59%
Benchmark	-1.01%	7.49%	-5.20%	0.19%	-18.82%	0.17%	N/A	0.89%
Quartile Rank	4	2	2	2	3	2	N/A	N/A

## 12 MONTH PERFORMANCE PERIODS - TO LAST QUARTER END

	31/3/2011- 31/3/2012	31/3/2012- 31/3/2013	31/3/2013- 31/3/2014	31/3/2014- 31/3/2015	31/3/2015- 31/3/2016	2015 Calendar Year
Share Class	N/A	N/A	-8.90%	28.64%	-16.77%	-5.44%
Benchmark	N/A	N/A	-8.61%	29.15%	-16.88%	-5.41%

Share Class performance is calculated on a Net Asset Value (NAV) basis, with income reinvested, in Euro, net of fees. Benchmark performance displayed in EUR.

**Key Risks:** The value of your investment and the income from it will vary and your initial investment amount is not guaranteed. Overseas investments will be affected by movements in currency exchange rates. Compared to more established economies, the value of investments in Emerging Markets may be subject to greater volatility due to differences in generally accepted accounting principles or from economic or political instability.

SYNTHETIC RISK & REWARD  
INDICATOR (SRRI)

## KEY FACTS

<b>Asset Class</b>	Index Trackers
<b>Morningstar Category</b>	Global Emerging Markets Equity
<b>Fund Launch Date</b>	16-Nov-2012
<b>Share Class Launch Date</b>	16-Nov-2012
<b>Fund Base Currency</b>	USD
<b>Share Class Currency</b>	EUR
<b>Total Fund Size (M)</b>	385.96 USD
<b>Benchmark</b>	MSCI EM Net EUR ( custom 4pm LUX )
<b>Domicile</b>	Luxembourg
<b>Fund Type</b>	UCITS
<b>ISIN</b>	LU0852473528
<b>Bloomberg Ticker</b>	BGIEMN7
<b>Distribution Type</b>	Semi-Annual
<b>Minimum Initial Investment</b>	50,000,000 USD*

\* or currency equivalent

## TOP HOLDINGS (%)

TENCENT HOLDINGS LTD	3.73
TAIWAN SEMICONDUCTOR MANUFACTURING	3.42
SAMSUNG ELECTRONICS LTD	3.19
ALIBABA GROUP HOLDING ADR REPRESENTATION	2.28
CHINA MOBILE LTD	2.01
NASPERS LIMITED N LTD	1.80
CHINA CONSTRUCTION BANK CORP H	1.58
BAIDU ADR REPTG INC CLASS A	1.34
INDUSTRIAL & COMMERCIAL BANK OF CHINA	1.14
HON HAI PRECISION INDUSTRY LTD	1.06
<b>Total of Portfolio</b>	<b>21.55</b>

Holdings subject to change

## RATINGS



## SECTOR BREAKDOWN (%)

	Fund	Benchmark	Active
Financials	25.88	26.12	-0.24
Information Technology	23.04	22.50	0.54
Consumer Discretionary	10.56	10.71	-0.15
Consumer Staples	8.04	8.32	-0.28
Energy	7.72	7.36	0.36
Telecommunications	6.69	6.61	0.08
Industrials	6.26	6.34	-0.08
Materials	6.18	6.22	-0.04
Utilities	3.41	3.12	0.28
Health Care	2.21	2.69	-0.47

Negative weightings may result from specific circumstances (including timing differences between trade and settlement dates of securities purchased by the funds) and/or the use of certain financial instruments, including derivatives, which may be used to gain or reduce market exposure and/or risk management. Allocations are subject to change.

## PORTFOLIO CHARACTERISTICS

<b>Weighted Average Market Capitalisation (millions)</b>	140,283,999
	USD
<b>Price to Book Ratio</b>	1.39x
<b>Price to Earnings (TTM) Ratio</b>	10.77x
<b>3 Year Tracking Error</b>	2.35

## FEES AND CHARGES

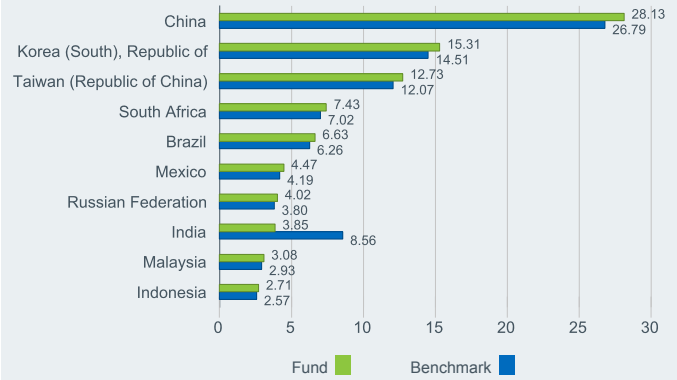
<b>Max Initial Charge</b>	5.00%
<b>Exit Fee</b>	0.00%
<b>Ongoing Charge</b>	0.31%
<b>Performance Fee</b>	0.00%

Quoted daily in the Financial Times, Bloomberg and Reuters.

## DEALING INFORMATION

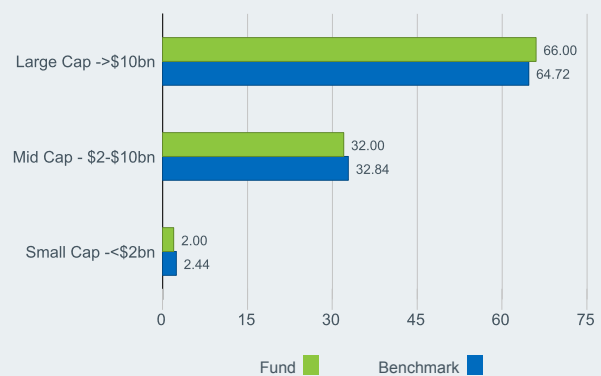
<b>Settlement</b>	Trade Date + 3 days
<b>Dealing Frequency</b>	Daily, forward pricing basis

## TOP COUNTRIES (%)



Geographic exposure relates principally to the domicile of the issuers of the securities held in the product, added together and then expressed as a percentage of the product's total holdings. However, in some instances it can reflect the country where the issuer of the securities carries out much of their business.

## MARKET CAPITALISATION (%)



## GLOSSARY

**Market Capitalisation:** is the total value of the shares issued by a company which trades on the stock exchange.

**Ongoing Charge:** is a figure representing all annual charges and other payments taken from the fund.

**Price to Book Ratio:** represents the ratio of the current closing price of the share to the latest quarter's book value per share.

**Price to Earnings (TTM) Ratio:** represents the ratio of the market price per share of a company to the company's earnings per share for a twelve-month period (usually the last 12 months or trailing twelve months (TTM)).

**Quartile Rank:** categorises a fund into four equal bands based on their performance over a specified period within the relevant Morningstar's sector. The top or first quartile contains the top 25% of funds, through to the bottom or 4th quartile which contains the bottom 25% of funds.

**SRRI:** is a value based on the volatility of the fund, which gives an indication of the overall risk and reward profile of the Fund.

**3 Year Tracking Error:** A divergence between the price behavior of a position or a portfolio and the price behavior of a benchmark.

**Performance Fee:** is charged on any returns that, subject to a High Water Mark, the Fund achieves above its performance fee benchmark. Please refer to the Prospectus for further information.

0800 445522

uk.investor@blackrock.com

blackrock.co.uk

All financial investments involve an element of risk. Therefore, the value of your investment and the income from it will vary and your initial investment amount cannot be guaranteed. BlackRock Global Index Funds (BGIF) is an open ended variable capital investment company established under the laws of the Grand Duchy of Luxembourg which is available for sale in certain jurisdictions only. BGIF is not available for sale in the U.S. or to U.S. persons. Product information concerning BGIF should not be published in the U.S. BlackRock Investment Management (UK) Limited is the UK distributor of BGIF. Most of the protections provided by the UK regulatory system, and the compensation under the Financial Services Compensation Scheme, will not be available. Subscriptions in BGIF are valid only if made on the basis of the current Prospectus, the most recent financial reports and the Key Investor Information Document, which may not be available to investors in certain jurisdictions where the Fund in question has not been authorised. The BGIF range employs a swing-pricing methodology in order to protect existing investors from the dilution impact of trading costs caused by shareholder activity in the funds. The published Net Asset Value (NAV) may include a swing-price adjustment which, along with market movements between Fund valuation and market close, has the potential to distort apparent performance and tracking error. Issued by BlackRock Investment Management (UK) Limited (authorised and regulated by the Financial Conduct Authority). Registered office: 12 Throgmorton Avenue, London, EC2N 2DL. Registered in England No. 2020394. Tel: 020 7743 3000. For your protection, telephone calls are usually recorded. BlackRock is a trading name of BlackRock Investment Management (UK) Limited. © 2016 BlackRock, Inc. All Rights reserved. BLACKROCK, BLACKROCK SOLUTIONS, iSHARES, SO WHAT DO I DO WITH MY MONEY, INVESTING FOR A NEW WORLD, and BUILT FOR THESE TIMES are registered and unregistered trademarks of BlackRock, Inc. or its subsidiaries in the United States and elsewhere. All other trademarks are those of their respective owners.

**BLACKROCK**