

Capital Group Global Bond Fund (LUX)

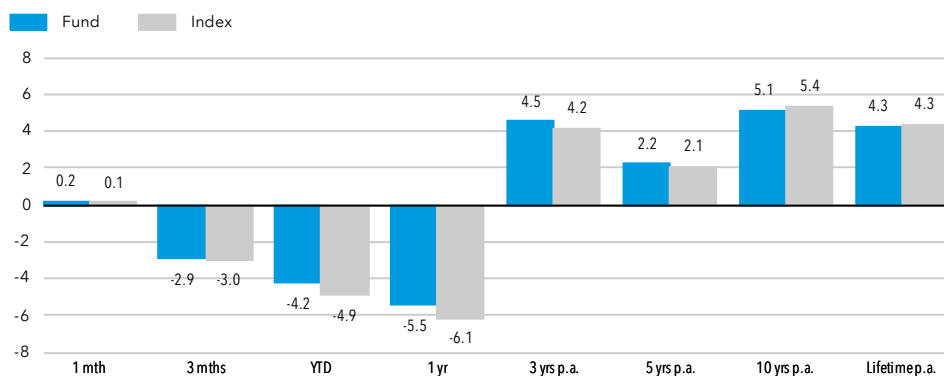
Objective

The fund seeks to provide, over the long term, a high level of total return consistent with prudent investment management by investing globally in investment grade bonds of governmental, supranational and corporate issuers as well as other fixed income securities.

The Capital advantage

Since 1931 our firm, Capital Group, has been singularly focused on delivering superior, consistent results for long-term investors using high-conviction portfolios, rigorous research and individual accountability. We have been investing in fixed income assets since 1973.

Fund results in EUR (before fees) as at 31 August 2017, %



Calendar year, %	2007	2008	2009	2010	2011	2012	2013	2014	2015	2016
Fund	-1.4	8.3	4.1	12.5	10.1	3.1	-7.2	15.7	8.2	4.4
Index	0.1	16.6	-0.2	12.9	9.2	2.7	-6.8	14.5	7.9	5.1

1 year to 31 Aug, %	2008	2009	2010	2011	2012	2013	2014	2015	2016	2017
Fund	-0.5	9.2	19.9	-2.4	16.1	-8.7	7.1	11.2	8.7	-5.5
Index	1.7	12.2	19.5	-3.8	15.8	-7.7	6.3	10.0	9.4	-6.1

	Yield to worst	Effective duration
Fund	2.0	6.4
Index	1.5	6.9




Fund results are shown before fees and expenses and are calculated as the increase or decrease in net asset value of the fund over the relevant period. The net asset value is calculated based on close-of-business prices for performance and fee calculation purposes only. No dealing activity can be based on such net asset value. Please refer to thecapitalgroup.com/europe for further information on net asset value applicable to any dealing activity in the fund, and for other share classes; these have different fees and expenses, and returns will differ. Results data does not take account of costs incurred on the issue of shares. Inception of the fund share class on 2 August 2000. Results prior to this relate to the older share classes, adjusted where necessary to reflect the management fee of the recipient share class. Past results are not a guarantee of future results. Source: Capital Group.

Index is the Bloomberg Barclays Global Aggregate Bond Total Return which is provided for indicative purposes only. Index uses PolyPaths analytics.

Fund essentials

Launch date	3 April 1998
Fund size	€192 million
Number of issuers	119
Gross income yield	2.1%

Portfolio managers


	Mark Brett London 23 years at Capital
	Robert Neithart Los Angeles 29 years at Capital
	Thomas Høgh London 26 years at Capital

Ratings

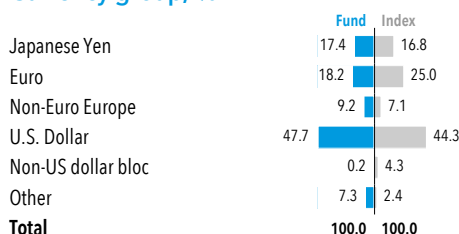


Morningstar category: Global Bond
Source and copyright: Morningstar. For more information on the methodology of the Morningstar ratings please visit www.morningstar.com

Country breakdown, %



Currency group, %



Top 10 holdings

Holder	Rating	Yield to worst	% Fund
United States Government	AAA	1.3	29.5
Japan Government	A	0.0	11.3
Germany Government	AAA	0.3	4.8
Mexico Government	A	6.4	4.1
Poland Government	A	2.2	3.6
Italy Government	BBB	1.2	2.4
India Government	BBB	6.5	2.4
United Kingdom Government	AA	1.2	2.2
Spain Government	BBB	0.8	2.1
Australia Government	AAA	2.2	2.0
Total			64.3

Share class information (further share classes available at thecapitalgroup.com/europe)

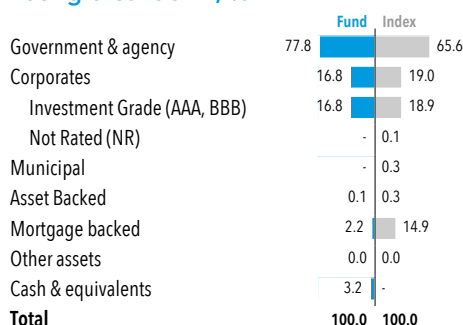
Class	NAV	Management fee p.a.	TER	Dividend yield	Min. investment	Bloomberg	ISIN	SEDOL
A4 (Acc)	€18.38	0.375%	0.44%	n/a	US\$ 10 million	CAPGR4E LX	LU0342021259	B2NV8C1
C (Acc)	€20.08	Sep. charge	0.10%	n/a	Sep. agreement	CAPGBC2 LX	LU0115017534	7220726
X (Acc)	€17.39	0.700%	0.99%	n/a	US\$ 2 million	CAPGBX2 LX	LU0152893920	7419740

Dividend yield is the income return on the share class and is shown for distributing share classes only. It is calculated over the last 12 months as income earned by the fund after withholding taxes, fees and expenses. Where hedged share classes are listed, the Fund will aim at hedging, with a reasonable margin of tolerance, the main currency exposures of the Fund (as represented by a relevant representative index) back into the currency referred to in the relevant Class's designation. It is expected that the resulting effective hedge ratio (i.e. the percentage exposure in the currency of the hedged share class) will typically be in the range of 80% to 100%.

The charges you pay are used to pay the costs of running the fund, including the costs of marketing and distributing it. These charges reduce the potential growth of your investment. In addition to the Total Expense Ratio (TER), entry charges may apply according to provisions described in the Prospectus. However, exit penalties may apply when there is excessive trading or market timing. Data is likely to change over time and does not constitute a commitment from the management company. Past results are not a guarantee of future results.

Total Expense Ratio (TER) is calculated over the last 12 months with a one month lag. TER data is therefore as at 31 July 2017.

Rating breakdown, %



Reference information

Fiscal year end	31 December
Dealing frequency	Daily
Domicile	Luxembourg
Index	Bloomberg Barclays Global Aggregate Bond Total Return
Investment adviser	Capital Research and Management Company
Base currency	USD

Countries registered

Austria, Belgium, Denmark, Finland, France, Germany, Hong Kong, Iceland, Ireland, Italy, Luxembourg, Netherlands, Norway, Portugal, Singapore, South Korea, Spain, Sweden, Switzerland, Taiwan, United Kingdom

Risk statistics (before fees)

Lifetime risk statistics

Standard deviation	6.2
Tracking error	1.8
Information ratio	0.0

This material, issued by Capital International Management Company Sàrl ("CIMC"), 37A avenue J.F. Kennedy, L-1855 Luxembourg, is distributed for information purposes only. CIMC is regulated by the Commission de Surveillance du Secteur Financier ("CSSF" - Financial Regulator of Luxembourg) and manages the fund which is a sub-fund of Capital International Fund. The fund is organised as an investment company with variable capital ("SICAV") under the laws of the Grand Duchy of Luxembourg and authorised by the CSSF as a UCITS. All information is as at the date indicated unless otherwise stated and is subject to change.

Risk factors you should consider before investing:

- The value of shares and income from them can go down as well as up and you may lose some or all of your initial investment.
- Past results are not a guarantee of future results.
- If the currency in which you invest strengthens against the currency in which the underlying investments of the fund are made, the value of your investment will decrease.
- The Prospectus and Key Investor Information Document set out risks, which, depending on the fund, may include risks associated with investing in emerging markets and/or high yield securities. Emerging markets are volatile and may suffer from liquidity problems.

Other important information:

The fund is offered only by Prospectus, together, where applicable, with the Key Investor Information Document. These documents, together with the latest Annual and Semi-Annual Reports and any documents relevant to local legislation, contain more complete information about the fund, including relevant risks, charges and expenses, and should be read carefully before investing. However, these documents and other information relating to the fund will not be distributed to persons in any country where such distribution would be contrary to law or regulation. They can be accessed online at thecapitalgroup.com/europe, where the latest daily prices are also available.

The tax treatment depends on individual circumstances and may be subject to change in future. Investors should seek their own tax advice. This information is neither an offer nor a solicitation to buy or sell any securities or to provide any investment service. © 2017 Capital Group. All rights reserved.