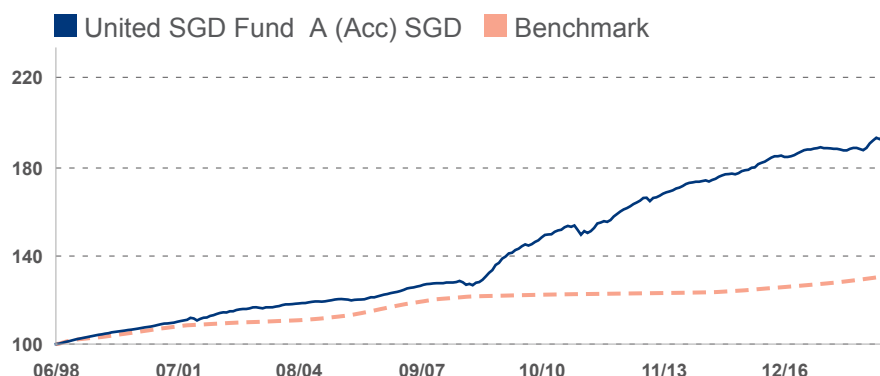


United SGD Fund

Investment Objective

The investment focus of the Fund is to invest substantially all its assets in money market and short term interest bearing debt instruments and bank deposits with the objective of achieving a yield enhancement over Singapore dollar deposits.

Fund Performance Since Inception in Base Currency



Fund performance is calculated on a NAV to NAV basis.
Benchmark: 6-month SIBID rate

Performance By Share Class	Cumulative Performance (%)				Annualised Performance (%)			
	1M	3M	6M	1Y	3Y	5Y	10Y	Since Incept
A (Acc) SGD								
Fund NAV to NAV	0.37	0.69	3.04	3.09	1.95	2.32	3.87	3.19
Fund (Charges applied^)	-1.64	-1.32	0.98	1.03	1.27	1.91	3.66	3.09
Benchmark	0.17	0.50	0.97	1.83	1.44	1.16	0.70	1.28
A (Dist) SGD								
Fund NAV to NAV	0.39	0.70	3.02	3.13	1.96	2.31	--	2.40
Fund (Charges applied^)	-1.62	-1.31	0.96	1.07	1.27	1.89	--	2.00
Benchmark	0.17	0.50	0.97	1.83	1.44	1.16	--	1.12

Fund Information

Fund Size

SGD 1,204.22 mil

Base Currency

SGD

Fund Ratings



as of 31 May 2019

Awards

Best Fixed-Income Fund House
– UOB Asset Management Ltd.
Morningstar Singapore Fund
Awards 2017



Awards
2017

Contact Details

UOB Asset Management Ltd
80 Raffles Place #03-00
UOB Plaza 2
Singapore 048624

Hotline

1800 22 22 228(8am to 8pm
daily, Singapore time)

Email

uobam@UOBGroup.com

Website

uobam.com.sg

United SGD Fund

Performance By Share Class	Cumulative Performance (%)				Annualised Performance (%)			
	1M	3M	6M	1Y	3Y	5Y	10Y	Since Incept
B (Acc) SGD								
Fund NAV to NAV	0.34	0.76	3.20	3.37	2.28	2.64	--	2.94
Fund (Charges applied^)	-1.67	-1.26	1.13	1.31	1.59	2.23	--	2.60
Benchmark	0.17	0.50	0.97	1.83	1.44	1.16	--	0.98
S (Dist) SGD								
Fund NAV to NAV	0.32	--	--	--	--	--	--	0.33
Fund (Charges applied^)	-1.69	--	--	--	--	--	--	-1.67
Benchmark	0.17	--	--	--	--	--	--	0.44

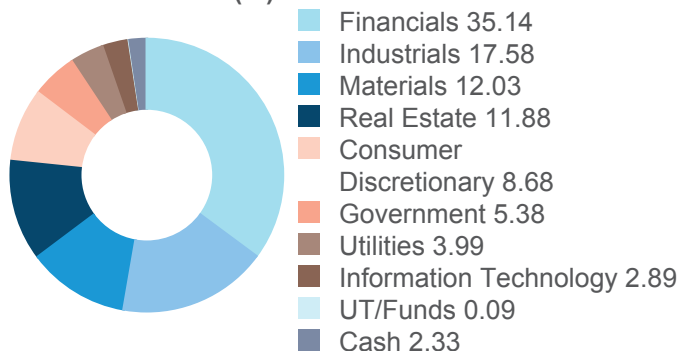
Source: Morningstar. Performance as at 31 May 2019, SGD basis, with dividends and distributions reinvested, if any. Performance figures for 1 month till 1 year show the % change, while performance figures above 1 year show the average annual compounded returns. Since inception performance under 1 year is not annualised.

^Includes the effect of the subscription fee applied.

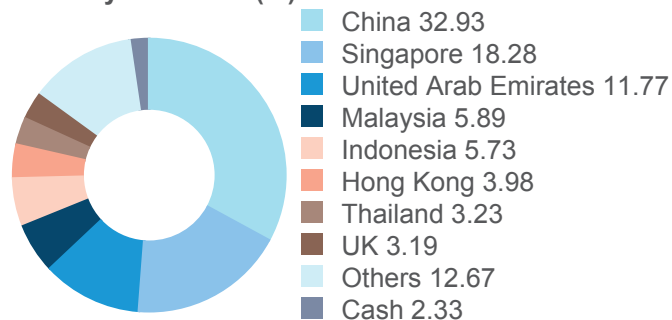
United SGD Fund

Portfolio Characteristics

Sector Allocation(%)



Country Allocation(%)



Top 5 Holdings(%)

MINOR INTERNATIONAL PCL BANK GUARANT 12/99 VAR	3.23
STANDARD CHARTERED PLC 01/23 VAR	3.19
CHINA MINMETALS CORP 12/99 VAR	3.13
DIB SUKUK LTD 06/20 2.921	3.00
SSG RESOURCES LTD SR S 10/22 4.25	3.00

Fund Statistics

Effective Duration	1.49 Years
Number of Issues	46
Weighted Average Maturity	1.68 Years
Weighted Average Yield to Maturity	3.87 %
3 Year Annualised Std Deviation	1.11 %

Share Class Details

Share Class	NAV Price	Bloomberg Ticker	ISIN Code	Inception Date	Subscription mode
A (Acc) SGD	SGD 1.899	OUBGPCI SP	SG9999001382	Jun 98	Cash, CPF-OA/SA & SRS
A (Dist) SGD	SGD 1.024	UOBUSAD SP	SG9999010805	Mar 14	Cash, SRS
B (Acc) SGD	SGD 1.195	UOBUSGB SP	SG9999008007	Mar 13	Cash
S (Dist) SGD	SGD 0.996	UOBSGSG SP	SGXZ16137382	Mar 19	Cash, SRS

Share Class	Min. initial investment	Min. subsequent investment	Subscription fee(%)	Annual management fee(%)
A (Acc) SGD	SGD 1,000	SGD 500	2 (Cash, SRS) 1.5 (CPF-OA/SA)	0.63
A (Dist) SGD	SGD 1,000	SGD 500	2	0.63
B (Acc) SGD	SGD 500,000	SGD 100,000	2	0.33
S (Dist) SGD	SGD 1,000	SGD 500	2	0.63

Dividends

Share Class	Expected Frequency	Last Distribution	Annualized Yield(%)	Ex-Div Date
A (Dist) SGD	Quarterly	0.00514000	1.98	01 Apr 19
S (Dist) SGD	Monthly	0.00315433	--	02 May 19

United SGD Fund

Important Notice & Disclaimers

Investors should consider carefully whether to subscribe for units in the base currency of the Fund or for units in various classes which are denominated in their respective currencies. The difference in the performances of the Fund in various currencies, if applicable, is a reflection of fluctuating exchange rates during the relevant period.

A prospectus for the fund(s) (the "Fund(s)") may be obtained from the Manager or any of its appointed distributors. Investors should read the prospectus before deciding whether to subscribe for or purchase units in the Fund(s) ("Units"). All applications for Units must be made on application forms accompanying the prospectus or otherwise as described in the prospectus. **Past performance of the Fund(s) or the Manager and any prediction, projection or forecast on the economy or markets are not necessarily indicative of the future or likely performance of the Fund(s) or the Manager.** Any extraordinary performance may be due to exceptional circumstances which may not be sustainable. The value of Units and any income from the Fund(s) may fall as well as rise. The above information is strictly for general information only and must not be construed as an offer or solicitation to deal in Units, nor a recommendation to invest in any company mentioned herein. Investments in unit trusts are not obligations of, deposits in, or guaranteed or insured by UOB, UOBAM, or any affiliates or distributors. The Fund may use or invest in financial derivative instruments and you should be aware of the risks associated with investments in financial derivative instruments which are described in the Fund's prospectus. An investment in unit trusts is subject to investment risks and foreign exchange risks, including the possible loss of the principal amount invested. Investors may wish to seek advice from a financial adviser before making a commitment to invest in Units. In the event an investor chooses not to seek advice from a financial adviser, the investor should consider carefully whether the Fund(s) is/are suitable for him.

This advertisement has not been reviewed by the Monetary Authority of Singapore.

UOB Asset Management Ltd Company Reg No. 198600120Z



RIGHT BY YOU