

FLEXIBLE BOND FUND Y-ACC-GBP

28 FEBRUARY 2018

Approach and Style

The fund has flexibility to invest across the fixed income universe, including but not limited to government bonds, inflation linked bonds, investment grade corporate bonds, emerging market debt and high yield bonds. The fund seeks to be a core bond fund aiming to deliver regular income, low volatility and some diversification to other asset classes including equity. Returns are predominately driven by asset allocation, yield curve positioning, sector allocation and security selection. With the corporate bond allocation, emphasis is put on bottom up issuer selection and ensuring adequate diversity due to the asymmetric nature of returns. The fund is managed according to Fidelity's active philosophy and approach to fixed income investing. This is team-based, but led by the Portfolio Manager to generate attractive risk-adjusted returns through combining multiple, diversified investment positions advised by in-house fundamental credit research, quantitative modelling and specialist traders.

Objectives & Investment Policy

- Aims to provide income and capital growth
- At least 70% invested in a broad range of fixed income instruments of issuers globally either denominated in Sterling or other currencies. Exposure to non-Sterling denominated debt securities will be largely hedged back to Sterling.
- Has the freedom to invest in any geographies, market sectors, industries.
- Up to 50% may be invested in high-yielding, lower quality bonds which will not be required to meet minimum rating standards.
- May invest in units of other investment funds.
- Investments may be made in bonds issued in currencies other than the fund's reference currency. Exposure to currencies may be hedged, for example with currency forward contracts. The reference currency is the currency used for reporting and may be different from the dealing currency.
- Can invest in bonds issued by governments, companies and other bodies.
- May invest in assets directly or achieve exposure indirectly through other eligible means including derivatives. Can use derivatives with the aim of risk or cost reduction or to generate additional capital or income, including for investment purposes, in line with the fund's risk profile.
- The fund has discretion in its choices of investments within its objectives and policies.
- Income is accumulated in the share price.
- Shares can usually be bought and sold each business day of the fund.
- This fund may not be appropriate for investors who plan to sell their shares in the fund within 5 years. Investment in the fund should be regarded as a long-term investment.

Independent Assessment

Information in this section is the latest available at date of publication. Further details can be found in the Glossary section of this factsheet. As some ratings agencies may use past performance to produce their assessments, these are not a reliable indicator of future results.

Scope Rating:

(C)

Important Information

The value of investments and any income from them may go down as well as up and an investor may not get back the amount invested. The use of financial derivative instruments may result in increased gains or losses within the fund. There is a risk that the issuers of bonds may not be able to repay the money they have borrowed or make interest payments. When interest rates rise, bonds may fall in value. Rising interest rates may cause the value of your investment to fall. The investment policy of this fund means it can be more than 35% invested in Government and public securities. These can be issued or guaranteed by other countries and Governments. For a full list please refer to the fund's prospectus.

Fund Facts

Launch date: 12.11.90
Portfolio manager: Ian Spreadbury, Claudio Ferrarese, Tim Foster
Appointed to fund: 01.07.95, 01.04.17, 16.02.16
Years at Fidelity: 23, 11, 14
Fund Size: £303m
Fund reference currency: UK Sterling (GBP)
Fund domicile: Luxembourg
Fund legal structure: SICAV
Management company: FIL Investment Management (Luxembourg) S.A.
Capital guarantee: No


Share Class Facts

Other share classes may be available. Please refer to the prospectus for more details.

Launch date: 15.09.15
NAV price in share class currency: 1.125
ISIN: LU1284736961
SEDOL: BYP5M78
WKN: A14Z0C
Bloomberg: FIDSYGA LX
Distribution type: Accumulating
Ongoing Charges Figure (OCF) per year: 0.76% (Estimated)
OCF takes into account annual management charge per year: 0.5%

Share Class Risk and Reward Profile

This risk indicator is taken from the key information document at the relevant month-end. Because it may be updated during a month, please refer to the key information document for the most up-to-date information.



- The risk category was calculated using historical performance data.
- The risk category may not be a reliable indication of the future risk profile of the fund, is not guaranteed and may change over time.
- The lowest category does not mean a "risk free" investment.
- The risk and reward profile is classified by the level of historical fluctuation of the Net Asset Values of the share class, and within this classification, categories 1-2 indicate a low level of historical fluctuations, 3-5 a medium level and 6-7 a high level.

FLEXIBLE BOND FUND Y-ACC-GBP

28 FEBRUARY 2018

Past performance is not a reliable indicator of future results. The fund's returns can be affected by fluctuations in currency exchange rates.

Performance Comparator(s)

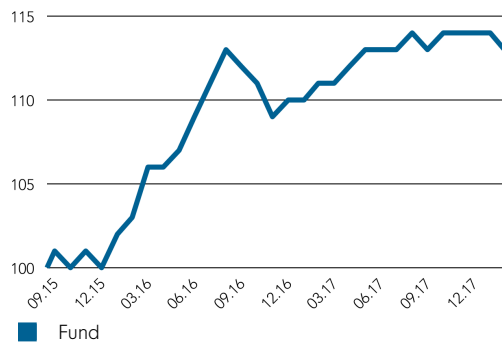
Peer Group Universe

Morningstar GIF Global Flexible Bond-GBP Hedged

Market index is for comparative purposes only unless specifically referenced in the Objectives & Investment Policy on page 1. The same index is used in the positioning tables on this factsheet.

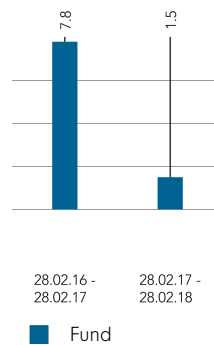
Where the effective date for the current market index is after the share class launch date, full history is available from Fidelity.

Cumulative performance in GBP (rebased to 100)

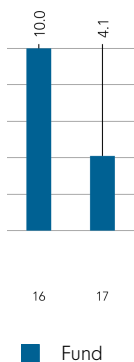


Performance is shown for the last five years (or since launch for funds launched within that period).

Performance for 12 month periods in GBP (%)



Performance for calendar years in GBP (%)



Performance to 28.02.18 in GBP (%)

	1m	3m	YTD	1yr	3yr	5yr	Since 15.09.15*
Fund cumulative growth	-1.1	-1.1	-1.4	1.5	-	-	12.5
Fund annualised growth	-	-	-	1.5	-	-	4.9

Source of fund performance and volatility and risk measures is Fidelity. Performance is excluding initial charge.

Basis: nav-nav with income reinvested, in GBP, net of fees.

Market indices are sourced from RIMES and other data is sourced from third-party providers such as Morningstar.

*Performance commencement date.

If you took an initial charge of 5.25% from an investment, this is the equivalent of reducing a growth rate of 6% per annum over 5 years to 4.9%. This is the highest initial charge applicable, if the initial charge you pay is less than 5.25%, the impact on the overall performance will be less.

FLEXIBLE BOND FUND Y-ACC-GBP

28 FEBRUARY 2018

Introduction

This factsheet contains information about the composition of the fund at a particular point in time. It aims to help you understand how the manager has positioned the fund to meet its objectives. Each table shows a different breakdown of the fund's investments. Where data is presented as a percentage of TNA, this stands for Total Net Assets (the value of all the fund's assets after the deduction of any liabilities).

Portfolio Characteristics

	Fund
Distribution Yield (%)	2.7
Effective Duration	4.6
Average Coupon (%)	3.9
Number of Holdings	396
Number of Names	218

Distribution Yield (%)

The Distribution Yield reflects the amounts that may be expected to be distributed over the next twelve months as a percentage of the mid-market unit price of the fund as at the date shown and is based on a snapshot of the portfolio on that day. It includes the fund's ongoing charges but does not include any preliminary charge and investors may be subject to tax on distributions.

Effective Duration

Effective Duration is a measure of sensitivity of the fund value to changes in interest rates. It takes into account all investments in the fund, including derivatives.

Average Coupon (%)

The coupon is the interest rate stated on a bond when it is issued. Average Coupon is the weighted average coupon of bonds held in the portfolio. Derivatives are excluded from the calculation.

Number of Holdings

The number of bonds and derivatives held in the fund. Where the fund invests in another fund, it is counted as one holding. FX (foreign exchange) forwards are excluded. These are forward contracts that allow currency to be bought or sold at an agreed price on a future date.

Number of Names

The total number of individual issuers whose bonds are held in the fund. Since the fund will often hold more than one bond from an issuer, this figure is generally lower than the number of holdings.

Average Credit Rating (% TNA) (including derivatives)

Average Credit Rating (Linear) A-

This is the weighted average of all the bond credit ratings in the fund, expressed using the industry standard letter system. The system is shown in the credit rating table on the right and is ranked in descending order of credit quality. It takes into account all investments in the fund, including derivatives. This measure gives an idea of how risky the fund's bonds are overall: the lower the average credit rating, the riskier the fund.

Credit Rating (% TNA) (excluding derivatives)

	Fund
AAA/Aaa	28.68
AA/Aa	7.46
A	8.12
BBB/Baa	27.79
BB/Ba	12.76
B	7.33
CCC and Below	0.39
Not Rated	4.30
Interest Rate Derivatives	0.00
FX / Derivative P&L	-0.61
Cash	3.76
Rounding adjustment	0.02
TOTAL	100.00

For each bond in the fund, Fidelity looks at the rating given by three rating agencies (S&P, Moody's and Fitch) and applies the worst of the two best ratings (commonly known as the Basel method). The AAA/Aaa rating is the highest and indicates the borrower has the lowest probability of defaulting on its debt.

The table above is a categorisation of the fund's individual bonds into their credit ratings. If any derivatives are being used to adjust the credit quality of the fund, these are reflected in the Average Credit Rating on the left.

Interest Rate Derivatives are used to adjust the fund's sensitivity to interest rate changes.

FX / Derivatives P&L (Profit & Loss) is the category that accounts for the collateral required by counterparty companies issuing derivatives held by the fund.

Top Long Exposures By Issuer (% TNA)

	Fund
(T) Us Treasury N/B	19.53
(CAN) Canadian Government	5.79
(UKT) Uk Tsy 2 1/4% 2023	3.23
(EDF) Electricite De France Sa	2.50
(NZGB) New Zealand Government	2.49
(T_) At&T Inc	1.38
(EU) European Union	1.19
(BATSLN) Bat Intl Finance Plc	1.18
(THAMES) Thames Water Util Cay Fi	1.17
(LLOYDS) Lloyds Bank Plc	1.10

Long positions are created through purchases of bonds or derivatives. Investors benefit if these long positions rise in value.

Credit derivatives relating to any specific issuer are included, but derivatives relating to government bonds and to bond indices are excluded.

FLEXIBLE BOND FUND Y-ACC-GBP

28 FEBRUARY 2018

Sector Positioning (% TNA) (excluding derivatives)

	Fund
Treasury	33.74
Quasi / Sov / Supra / Agency	5.56
Agency Mortgages	0.00
Banks & Brokers	4.80
Insurance	2.34
Property	4.12
Other Financials	1.67
Basic Industry	3.63
Capital goods	2.93
Consumer Cyclical	2.10
Consumer Non Cyclical	5.40
Energy	1.55
Transportation	3.12
Technology	1.40
Communications	8.46
Utility	9.68
Covered	0.51
ABS / MBS	5.83
Unclassified	0.00
Index Credit Default Swaps	0.00
Interest Rate Derivatives	0.00
FX / Derivative P&L	-0.61
Cash	3.76
Rounding adjustment	0.01
TOTAL	100.00

Quasi / Sov / Supra / Agency are bonds issued by institutions like the European Investment Bank. Covered bonds are backed by cash flows from mortgages or public sector loans. ABS (Asset-backed Securities) / MBS (Mortgage-backed Securities) are backed by specific assets. Index Credit Default swaps can be used to increase or decrease the credit quality of the fund.

Regional Exposure - Domicile Of Issuer (% TNA) (excluding derivatives)

	Fund
Multinational	1.88
United States (& Other Amer.)	29.58
Canada	5.99
United Kingdom (& Ire.)	33.03
France	4.65
Germany (& Aust.)	3.15
Benelux	3.00
Scandinavia	0.87
Mediterranean	4.04
Switzerland	0.54
Other Europe	0.00
Japan	0.53
Australia & N.Z.	2.92
Asia ex Japan ex Aus.	2.76
C.I.S / Eastern Europe	1.12
Latin America	5.24
Middle East & N Africa	0.46
Other	0.85
Unclassified	0.00
FX / Derivative P&L	-0.61
Index Credit Default Swaps	0.00
Cash	0.00
Rounding adjustment	0.00
TOTAL	100.00

Glossary

Volatility & Risk

Annualised volatility: a measure of how variable returns for a fund or comparative market index have been around their historical average (also known as “standard deviation”). Two funds may produce the same return over a period. The fund whose monthly returns have varied less will have a lower annualised volatility and will be considered to have achieved its returns with less risk. The calculation is the standard deviation of 36 monthly returns presented as an annualised number. Volatility for funds and indices are calculated independently of each other.

Relative volatility: a ratio calculated by comparing the annualised volatility of a fund to the annualised volatility of a comparative market index. A value greater than 1 indicates the fund has been more volatile than the index. A value less than 1 shows the fund has been less volatile than the index. A relative volatility of 1.2 means the fund has been 20% more volatile than the index, while a measure of 0.8 would mean the fund has been 20% less volatile than the index.

Sharpe ratio: a measure of a fund’s risk-adjusted performance, taking into account the return on a risk-free investment. The ratio allows an investor to assess whether the fund is generating adequate returns for the level of risk it is taking. The higher the ratio, the better the risk-adjusted performance has been. If the ratio is negative, the fund has returned less than the risk-free rate. The ratio is calculated by subtracting the risk-free return (such as cash) in the relevant currency from the fund’s return, then dividing the result by the fund’s volatility. It is calculated using annualised numbers.

Annualised alpha: the difference between a fund’s expected return (based on its beta) and the fund’s actual return. A fund with a positive alpha has delivered more return than would be expected given its beta.

Beta: a measure of a fund’s sensitivity to market movements (as represented by a market index). The beta of the market is 1.00 by definition. A beta of 1.10 shows that the fund could be expected to perform 10% better than the index in up markets and 10% worse in down markets, assuming all other factors remain constant. Conversely, a beta of 0.85 indicates that the fund could be expected to perform 15% worse than the market return during up markets and 15% better during down markets.

Annualised tracking error: a measure showing how closely a fund follows the index to which it is being compared. It is the standard deviation of the fund’s excess returns. The higher the fund’s tracking error, the higher the variability of fund returns around the market index.

Information ratio: a measure of a fund’s effectiveness in generating excess return for the level of risk taken. An information ratio of 0.5 shows the fund has delivered an annualised excess return equivalent to half the value of the tracking error. The ratio is calculated by taking the fund’s annualised excess return and dividing it by the fund’s tracking error.

R2: a measure representing the degree to which a fund’s return can be explained by the returns of a comparative market index. A value of 1 signifies the fund and index are perfectly correlated. A measure of 0.5 means only 50% of the fund’s performance can be explained by the index. If the R2 is 0.5 or lower, the fund’s beta (and therefore its alpha too) is not a reliable measure (due to a low correlation between fund and index).

Ongoing charges

The ongoing charges figure represents the charges taken from the fund over a year. It is calculated at the fund’s financial year end and may vary from year to year. For classes of funds with fixed ongoing charges, this may not vary from year to year. For new classes of funds or classes undergoing corporate actions (eg amendment to annual management charge), the ongoing charges figure is estimated until the criteria are met for an actual ongoing charges figure to be published. The types of charges included in the ongoing charges figure are management fees, administration fees, custodian and depositary fees and transaction charges, shareholder reporting costs, regulatory registration fees, Directors fees (where applicable) and bank charges. It excludes: performance fees (where applicable); portfolio transaction costs, except in the case of an entry/exit charge paid by the fund when buying or selling units in another collective investment undertaking. For more information about charges (including details of the fund’s financial year end), please consult the charges section in the most recent Prospectus.

Independent Assessment

Scope Fund Rating: The rating measures how well a fund has balanced risk and reward relative to its peers. The rating is based solely on performance for funds with a five year track record. Funds with a shorter history also undergo qualitative assessment. For example, this may include looking at management style. The rating scale is A = very good, B = good, C = average, D = below average and E = poor.

Morningstar Star Rating for Funds: The rating measures how well a fund has balanced risk and reward relative to its peers. Star ratings are strictly based on past performance and Morningstar suggests investors use them to identify funds that are worthy for further research. The top 10% of funds in a category will receive a 5-star rating and the next 22.5% receive a 4-star rating. Only ratings of 4 or 5 stars are displayed on the factsheet.

Morningstar Style Box: The Morningstar Style Box is a nine-square grid that provides a graphical representation of the investment style of funds. It is based on fund holdings and classifies funds according to market capitalisation (the vertical axis) and growth and value factors (the horizontal axis). The value and growth factors are based on measures such as earnings, cashflow and dividend yield and use both historical and forward-looking data.



Important Information

This information must not be reproduced or circulated without prior permission. Fidelity International refers to the group of companies which form the global investment management organisation that provides information on products and services in designated jurisdictions outside of North America. Fidelity only offers information on its own products and services and does not provide investment advice based on individual circumstances. This communication is not directed at, and must not be acted upon by persons inside the United States and is otherwise only directed at persons residing in jurisdictions where the relevant funds are authorised for distribution or where no such authorisation is required. Unless otherwise stated all products and services are provided by Fidelity International, and all views expressed are those of Fidelity International. Fidelity, Fidelity International, the Fidelity International logo and F symbol are registered trademarks of FIL Limited.

Morningstar annualised growth rates, total return, sector median performance and ranks - Data Source - © 2018 Morningstar, Inc. All Rights Reserved. The information contained herein: (1) is proprietary to Morningstar and/or its content providers; (2) may not be copied or distributed; and (3) is not warranted to be accurate, complete or timely. Neither Morningstar nor its content providers are responsible for any damages or losses arising from any use of this information.

Before investing you should read the key information document, which is available in your local language through the website www.fidelityinternational.com or from your distributor.

Austria: Investments should be made on the basis of the current prospectus/Key Investor Information Document (KIID), which is available along with the current annual and semi-annual reports free of charge from our European Service Centre in Luxembourg, FIL (Luxembourg) S.A. 2a, rue Albert Borschette BP 2174 L-1021 Luxembourg as well as with the Austrian paying agent UniCredit Bank Austria AG, Schottengasse 6-8, 1010 Wien, FIL (Luxembourg) S. A. - Zweigniederlassung Wien, Mariahilfer Strasse 36, 1070 Wien or www.fidelity.at. Issued by FIL (Luxembourg) S.A.

Finland: Investments should be made on the basis of the current prospectus/Key Investor Information Document (KIID), which is available along with the current annual and semi-annual reports free of charge from your financial advisor or from the branch of your bank and from www.fidelity.fi. Issued by FIL (Luxembourg) S.A.

France: Investments should be made on the basis of the current prospectus/Key Investor Information Document (KIID), which is available along with the current annual and semi-annual reports free of charge from your financial advisor or from the branch of your bank or visit the Fidelity website. Issued by FIL Gestion, a portfolio management company approved by the AMF under the number GP03-004, 29 rue de Berri, 75008 Paris.

Germany: Investments should be made on the basis of the current prospectus/Key Investor Information Document (KIID), which is available along with the current annual and semi-annual reports free of charge from FIL Investment Services GmbH, Postfach 200237, 60606 Frankfurt/Main or www.fidelity.de. Issued by FIL Investment Services GmbH.

Hungary: Investments should be made on the basis of the current prospectus/Key Investor Information Document (KIID), which is available along with the current annual and semi-annual reports free of charge from our distributor Raiffeisenbank Zentralbank Österreich AG, Akademia u. 6, 1054 Budapest. Issued by FIL (Luxembourg) S.A.

Italy: Investments should be made on the basis of the current prospectus/Key Investor Information Document (KIID), which is available along with the current annual and semi-annual reports free of charge from your financial advisor or from the branch of your bank. Issued by FIL (Luxembourg) S.A.

Liechtenstein: Investments should be made on the basis of the current prospectus/Key Investor Information Document (KIID), which are available along with the current annual and semi-annual reports free of charge from our distributors, from our European Service Center in Luxembourg, FIL (Luxembourg) S.A. 2a, rue Albert Borschette, BP 2174, 1021 Luxembourg as well as from the Liechtenstein paying agent VP Bank AG, Aulestrasse 6, 9490 Vaduz. Issued by FIL (Luxembourg) S.A., authorised and supervised by the CSSF (Commission de Surveillance du Secteur Financier) and FIL Investment Switzerland AG, authorised and supervised by the Swiss Financial Market Supervisory Authority FINMA.

Luxembourg: Investments should be made on the basis of the current prospectus/Key Investor Information Document (KIID), which is available along with the current annual and semi-annual reports free of charge from our distributors or www.fidelity.lu. Issued by FIL (Luxembourg) S.A.

Malta: Investments should be made on the basis of the current prospectus/Key Investor Information Document (KIID), which is available along with the current annual and semi-annual reports free of charge from Growth Investments Limited (which is licensed by the MFSA). Fidelity Funds are promoted in Malta by Growth Investments Ltd in terms of the EU UCITS Directive and Legal Notices 207 and 309 of 2004. The Funds are regulated in Luxembourg by the Commission de Surveillance du Secteur Financier. Issued by FIL (Luxembourg) S.A.

Netherlands: Investments should be made on the basis of the current prospectus/Key Investor Information Document (KIID), which is available along with the current annual and semi-annual reports free of charge from FIL (Luxembourg) S.A., Netherlands Branch (registered with the AFM), World Trade Centre, Tower H, 6th Floor, Zuidplein 52, 1077 XV Amsterdam (tel. 0031 20 79 77 100) or from www.fidelity.nl. Fidelity Funds is authorised to offer participation rights in The Netherlands pursuant to article 2:66 (3) in conjunction with article 2:71 and 2:72 Financial Supervision Act. Issued by FIL (Luxembourg) S.A.

Norway: Investments should be made on the basis of the current prospectus/Key Investor Information Document (KIID), which is available along with the current annual and semi-annual reports free of charge from your financial advisor or from the branch of your bank or from www.fidelity.no. Issued by FIL (Luxembourg) S.A.

Poland: Before taking any investment decision you should obtain detailed information. Investments should be made on the basis of the current prospectus, the Key Investor Information Document and the Additional Information for Investors, which is available along with the current annual and semi-annual reports free of charge from our distributors, from our European Service Centre in Luxembourg on the website www.fidelity.pl and from Fidelity Funds representative office in Poland. Issued by FIL (Luxembourg) S.A.

Spain: Investments should be made on the basis of the current prospectus/Key Investor Information Document (KIID), which is available along with the current annual and semi-annual reports free of charge. For the purposes of distribution in Spain, Fidelity Funds is registered with the CNMV Register of Foreign Collective Investment Schemes under registration number 124, where complete information is available from Fidelity Funds authorised distributors. The purchase of or subscription for shares in Fidelity Funds shall be made on the basis of the KIID that investors shall receive in advance. The KIID is available for inspection at the offices of locally authorised distributors as well as at the CNMV. Issued by FIL (Luxembourg) S.A.

Sweden: Investments should be made on the basis of the current prospectus/Key Investor Information Document (KIID), which is available along with the current annual and semi-annual reports free of charge from your financial advisor or from the branch of your bank, from our European Service Centre in Luxembourg, FIL (Luxembourg) S.A. 2a, rue Albert Borschette BP 2174 L-1021 Luxembourg or from www.fidelity.se. Issued by FIL (Luxembourg) S.A.

Switzerland: Investments should be made on the basis of the current prospectus and KIID (key investor information document), which are available along with the current annual and semi-annual reports free of charge from our distributors, from FIL Luxembourg S.A. and from our legal representative and paying agent in Switzerland: BNP Paribas Securities Services, Paris, succursale de Zurich, Selnastrasse 16, 8002 Zurich. Issued by FIL Investment Switzerland AG authorised and regulated in Switzerland by the Swiss Financial Market Supervisory Authority FINMA.

United Kingdom: Investments should be made on the basis of the KIID (key investor information document) which is available at www.fidelity.co.uk. The full prospectus may also be obtained from Fidelity. Please note that not all funds in the SICAV fund range are suitable for UK investors and tax advice should be sought before investing. Fidelity Funds is recognised under section 264 of the Financial Services and Markets Act 2000. Investors should note that loss caused by such recognised funds will not be covered by the provisions of the Financial Services Compensation Scheme (or by any similar scheme in Luxembourg) if the fund is unable to meet its obligations, however claims for loss in regards to such recognised funds against a Financial Conduct Authority authorised firm such as Fidelity will be. Issued by FIL Pensions Management, authorised and regulated by the Financial Conduct Authority and Financial Administration Services Limited, authorised and regulated by the Financial Conduct Authority.

CSO5537/NA CL13111102 English 29715 T103b