


Risk profile (SRRI) <sup>1)</sup>



## CSIF (Lux) Equities Pacific ex Japan

Class QB EUR

### Investment policy

The fund is managed with an indexed method and is distinguished by broad diversification, low tracking errors, and low-cost management. The investment objective is to replicate the reference index as closely as possible and to minimize performance deviations from the benchmark.

The MSCI Pacific ex Japan Index captures large and mid cap representation across Developed Markets (DM) countries in the Pacific region (excluding Japan). The index covers approximately 85% of the free float-adjusted market capitalization in the Pacific ex Japan equity universe.

### Fund facts

<b>Fund manager</b>	Credit Suisse Asset Management (Schweiz) AG, Index Solutions Team
<b>Fund manager since</b>	05.11.2013
<b>Location</b>	Zurich
<b>Fund domicile</b>	Luxembourg
<b>Fund currency</b>	USD
<b>Close of financial year</b>	31. Dec
<b>Total net assets (in millions)</b>	34.70
<b>Inception date</b>	08.09.2015
<b>Ongoing charge <sup>3)</sup></b>	0.17%
<b>Subscription spread (remains within the fund) in %</b>	0.06
<b>Redemption spread (remains within the fund) in %</b>	0.06
<b>Subscription / Redemption Cut-Off</b>	16:00/16:00
<b>Benchmark (BM)</b>	MSCI Pacific ex Japan (NR)
<b>Benchmark (BM) Bloomberg Ticker</b>	NDDUPXJ
<b>Unit Class</b>	<b>Category QB</b>
	<b>(capital growth)</b>
<b>Unit class currency</b>	EUR
<b>ISIN number</b>	LU1004508104
<b>Bloomberg ticker</b>	CSPXEBE LX
<b>Net Asset Value</b>	1'282.00
<b>Redemptions</b>	Daily

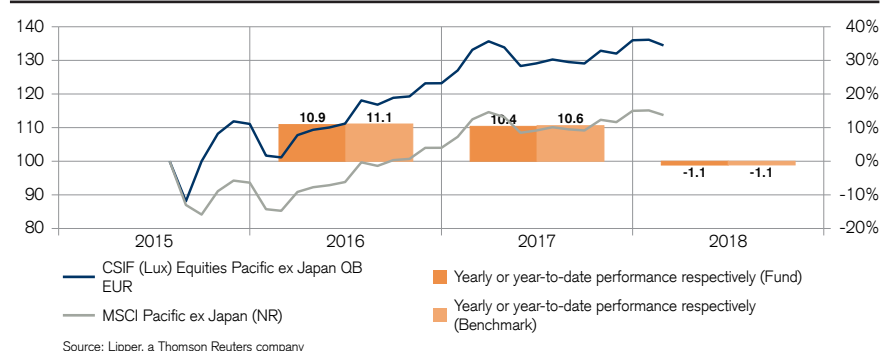
### Fund Statistics

	1 year	3 years
Annualized volatility in %	6.90	-
Tracking Error (Ex post)	0.06	-
Beta	1.01	-

### Number of holdings

	Fund	Benchmark
Fund	155	-
Benchmark	-	149

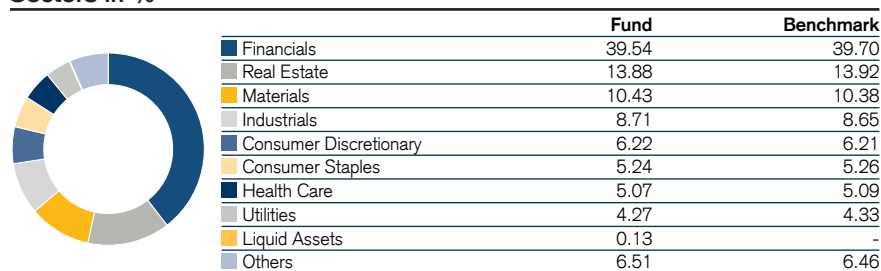
### Net performance in EUR (rebased to 100) and yearly performance <sup>2)</sup>




### Net performance in EUR <sup>2)</sup>

	1 month	3 months	YTD	1 year	3 years	5 years
Fund	-1.24	1.84	-1.13	0.98	-	-
Benchmark	-1.21	1.88	-1.10	1.12	-	-

### Sectors in %



### Currencies in %



### Countries in %

	Fund	Benchmark
Australia	57.07	57.15
Hong Kong	29.77	30.01
Singapore	11.20	11.21
New Zealand	1.40	1.39
China	0.43	0.24
Cash/Cash Equivalents	0.13	-

### Top 10 holdings in %

Comm. Bk of Austral.	5.71
AIA Group Limited	5.57
Westpac	4.50
BHP Billiton	4.22
ANZ Bank	3.68
Nat. Australia Bk	3.49
CSL Limited	3.18
Hong Kong Exchange	2.33
DBS	2.14
Wesfarmers Ltd.	2.02
<b>Total</b>	<b>36.84</b>

1) The calculation of the risk indicator is based on the Committee of European Securities Regulators/10-673 Directive. The risk indicator is based on historic and partly simulated data; it cannot be used to predict future developments. The classification of the Fund may change in future and does not represent a guarantee. A classification into category 1 is not a risk-free investment either.

2) Historical performance indications and financial market scenarios are no reliable indicators of future performance. The performance data do not take into account the commissions and costs incurred on the issue and redemption of fund units.

3) The calculation of the ongoing charge is based on the Committee of European Securities Regulators/10-674 Directive. For a maximum of 12 months from December 31, 2016, the ongoing charges figure is based on estimated expenses. From December 2017, the ongoing charges figure is based on last year's expenses for the year ending December 2017. It excludes performance fees and portfolio transaction costs, except in the case of an entry/exit charge paid by the Fund when buying or selling shares/units in another collective investment undertaking. The disclaimer mentioned at the end of this document also applies to this page.

## Contact

Credit Suisse Asset Management (Switzerland) Ltd  
Index Solutions  
+41 (0)44 334 41 41/+41 (0)44 332 32 00  
index.solutions@credit-suisse.com

The information provided herein constitutes marketing material. It is not investment advice or otherwise based on a consideration of the personal circumstances of the addressee nor is it the result of objective or independent research. The information provided herein is not legally binding and it does not constitute an offer or invitation to enter into any type of financial transaction.

The information provided herein was produced by Credit Suisse Group AG and/or its affiliates (hereafter "CS") with the greatest of care and to the best of its knowledge and belief.

The information and views expressed herein are those of CS at the time of writing and are subject to change at any time without notice. They are derived from sources believed to be reliable.

CS provides no guarantee with regard to the content and completeness of the information and does not accept any liability for losses that might arise from making use of the information. If nothing is indicated to the contrary, all figures are unaudited. The information provided herein is for the exclusive use of the recipient.

Neither this information nor any copy thereof may be sent, taken into or distributed in the United States or to any U. S. person (within the meaning of Regulation S under the US Securities Act of 1933, as amended).

It may not be reproduced, neither in part nor in full, without the written permission of CS.

Equities are subject to market forces and hence fluctuations in value, which are not entirely predictable. All MSCI data is provided "as is". The products described herein are not sponsored or endorsed and have not been reviewed or passed on by MSCI. In no event shall MSCI, its affiliates or any MSCI data provider have any liability of any kind in connection with the MSCI data or the products described herein. Copying or redistributing the MSCI data is strictly prohibited.

CSIF (Lux) Equities Pacific ex Japan QB EUR: This fund is domiciled in Luxembourg. The representative in Switzerland is Credit Suisse Funds AG, Zurich. The paying agent in Switzerland is Credit Suisse AG, Zurich. The prospectus, the simplified prospectus and/or the Key Investor Information Document (KIID) and the annual and half-yearly reports may be obtained free of charge from the representative or from any branch of Credit Suisse AG in Switzerland.

### Important information for investors in Spain

The fund CSIF (Lux) Equities Pacific ex Japan QB EUR is registered at the Comisión Nacional del Mercado de Valores for distribution in Spain by registered distributors. The prospectus, the key investor information document or the document replacing it in the home country of the fund, the management regulations or bylaws and the annual and/or semi-annual reports are available free of charge from registered distributors, such as Credit Suisse International, Sucursal en España and/or Credit Suisse AG, Sucursal en España, with registered office at calle Ayala 42, 28001 Madrid, España. Investors should carefully read and analyze the mentioned documents, if necessary with the help of a professional advisor. In Spain, this material is distributed by CS AG, Sucursal en España.

Copyright © 2018 Credit Suisse Group AG and/or its affiliates. All rights reserved.