


DPAM L Bonds EUR Corporate High Yield - W

Monthly Factsheet | 30 September 2018

OVERVIEW

Asset Class	Fixed Income
Category	High-Yield
Strategy	Active Strategy
Fund Of	DPAM L
Legal Structure	SICAV
Domicile	Luxembourg
Reference Currency	EUR
Liquidity	Daily
Sub-fund launch	23.09.2013
First NAV date	10.02.2017
Countries notified for public sale	AT, CH, DE, ES, FR, IT, LU, NL
ISIN	LU0966250812
Entry Fee	Maximum 2%
Exit Fee	0%
Management Fee	0.40%
Ongoing charges	0.64%
Minimum investment	0.001 share
NAV (Capitalisation)	136.15
Assets (all classes)	mn EUR 78.37
Number of positions	112

RISK AND REWARD PROFILE



SRRI calculated according UCITS (EU) regulation N°583/2010

PORTFOLIO CHARACTERISTICS

Maturity (Years)	3.22
Duration (Years)	4.28
Modified Duration (%)	4.15
Number of Issuers	45

FUND'S INVESTMENT POLICY

The fund principally invests in fixed or floating rate, short, medium and/or long term bonds and/or other debt securities (including, but not limited to, perpetual notes, subordinated bonds, zerocoupon bonds and bonds whose interest may be capitalised or paid in kind by the issue of new bonds ("PIK bonds"), denominated in euro issued by companies (outside the financial sector) from any part of the world and which offer a high yield.

BREAKDOWNS (%)

Sectors		Credit Ratings (Scale S&P)	
Industrials	35.0	BBB	0.0
Communication	26.5	BB	56.0
Consumer Cyclical	22.3	B	31.4
Consumer Non-Cyclicals	10.2	C-Category	12.6
Technology	3.9	Not Rated	0.0
Energy	1.3	Cash	0.1
Utilities	0.8		
Other	0.0		
Cash	0.1		

Modified Durations

< 3%	25.7
3 - 5%	42.2
5 - 7%	26.0
7 - 10%	4.3
10 - 15%	0.8
> 15%	0.9
Cash	0.1

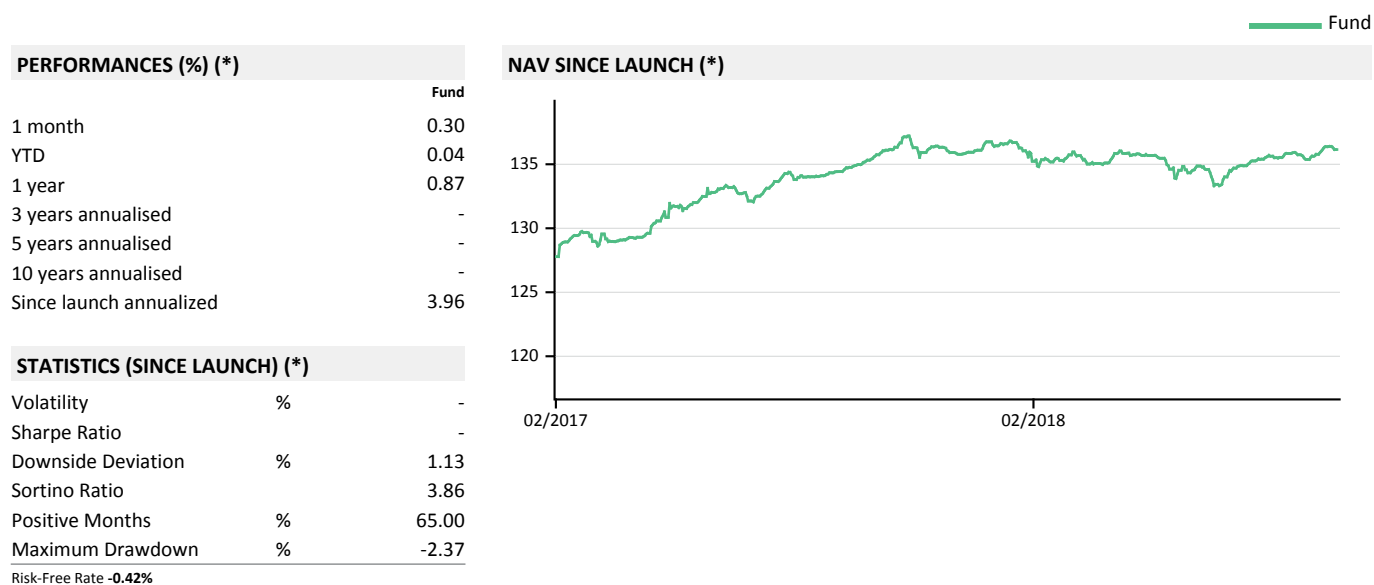
Countries

France	21.8
United States	13.9
Netherlands	9.8
Luxembourg	8.1
Spain	7.7
Germany	7.0
Italy	6.9
United Kingdom	5.2
Belgium	4.0
Ireland	3.7
Other	11.7
Cash	0.1

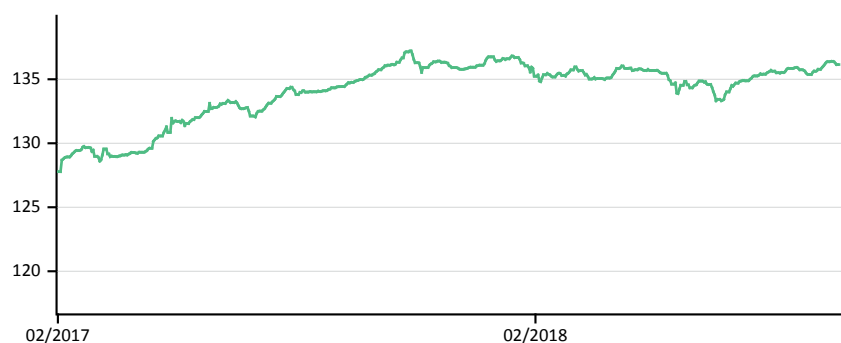
DPAM L Bonds EUR Corporate High Yield - W

Monthly Factsheet | 30 September 2018

Reference Currency EUR



NAV SINCE LAUNCH (*)



DISCLAIMER

(*) The performance figures correspond with the total performance of the fund, including dividends, coupons and price increases or decreases. The performance figures take into account the management fee and other recurrent costs, but not the entry, exit fee and the tax on exit. Annualised performance are calculated on an actuarial base and are expressed as a percentage versus the net asset value at the beginning of the period. Unless stated otherwise, the performances are calculated in the same currency as the sub-fund's net asset value. Performances are based on results obtained in the past and are no guarantee for future performances. Applications to invest in any fund referred to in this document can only validly be made on the basis of the Key Investor Information (KIID), the prospectus and the latest available annual and semi-annual reports. These documents are available on the website funds.degroofpetercam.com.